

# Steelers



1978 Media Guide  
\$1.00

# 1978 NATIONAL FOOTBALL LEAGUE SCHEDULE

(All times local)

## SATURDAY, SEPTEMBER 2 (First Weekend)

1. New York Giants at Tampa Bay ..... 8:00

## SUNDAY, SEPTEMBER 3

2. Green Bay at Detroit ..... 1:00
3. Houston at Atlanta ..... 1:00
4. Kansas City at Cincinnati ..... 1:00
5. Los Angeles at Philadelphia ..... 1:00
6. Miami at New York Jets ..... 1:00
7. Minnesota at New Orleans ..... 1:00
8. Oakland at Denver ..... 2:00
9. Pittsburgh at Buffalo ..... 1:00
10. St. Louis at Chicago ..... 1:00
11. San Diego at Seattle ..... 1:00
12. San Francisco at Cleveland ..... 1:00
13. Washington at New England ..... 1:00

## MONDAY, SEPTEMBER 4

14. Baltimore at Dallas ..... 8:00

## SATURDAY, SEPTEMBER 9 (Second Weekend)

15. Detroit at Tampa Bay ..... 8:00

## SUNDAY, SEPTEMBER 10

16. Atlanta at Los Angeles ..... 1:00
17. Chicago at San Francisco ..... 1:00
18. Cincinnati at Cleveland ..... 1:00
19. Dallas at New York Giants ..... 1:00
20. Houston at Kansas City ..... 1:00
21. Miami at Baltimore ..... 4:00
22. New England at St. Louis ..... 1:00
23. New Orleans vs. Green Bay at Milw. .... 1:00
24. New York Jets at Buffalo ..... 4:00
25. Oakland at San Diego ..... 1:00
26. Philadelphia at Washington ..... 1:00
27. Seattle at Pittsburgh ..... 1:00

## MONDAY, SEPTEMBER 11

28. Denver at Minnesota ..... 8:00

## SUNDAY, SEPTEMBER 17 (Third Weekend)

29. Buffalo at Miami ..... 4:00
30. Chicago at Detroit ..... 1:00
31. Cleveland at Atlanta ..... 1:00
32. Dallas at Los Angeles ..... 1:00
33. Kansas City at New York Giants ..... 1:00
34. Oakland at Green Bay ..... 1:00
35. Philadelphia at New Orleans ..... 1:00
36. Pittsburgh at Cincinnati ..... 1:00
37. San Diego at Denver ..... 2:00
38. San Francisco at Houston ..... 1:00
39. Seattle at New York Jets ..... 1:00
40. Tampa Bay at Minnesota ..... 1:00
41. Washington at St. Louis ..... 1:00

## MONDAY, SEPTEMBER 18

42. Baltimore at New England ..... 9:00

## SUNDAY, SEPTEMBER 24 (Fourth Weekend)

43. Atlanta at Tampa Bay ..... 4:00
44. Baltimore at Buffalo ..... 1:00
45. Cleveland at Pittsburgh ..... 1:00
46. Denver at Kansas City ..... 1:00
47. Detroit at Seattle ..... 1:00
48. Green Bay at San Diego ..... 1:00
49. Los Angeles at Houston ..... 1:00
50. Miami at Philadelphia ..... 1:00
51. New England at Oakland ..... 6:00
52. New Orleans at Cincinnati ..... 1:00
53. New York Jets at Washington ..... 1:00
54. St. Louis at Dallas ..... 3:00
55. San Francisco at New York Giants ..... 4:00

## MONDAY, SEPTEMBER 25

56. Minnesota at Chicago ..... 8:00

## SUNDAY, OCTOBER 1 (Fifth Weekend)

57. Cincinnati at San Francisco ..... 1:00
58. Detroit vs. Green Bay at Milw. .... 1:00
59. Houston at Cleveland ..... 1:00
60. Kansas City at Buffalo ..... 1:00
61. Los Angeles at New Orleans ..... 1:00
62. Minnesota at Tampa Bay ..... 1:00
63. New York Giants at Atlanta ..... 1:00
64. Oakland at Chicago ..... 3:00
65. Philadelphia at Baltimore ..... 2:00
66. Pittsburgh at New York Jets ..... 1:00
67. St. Louis at Miami ..... 1:00
68. San Diego at New England ..... 1:00
69. Seattle at Denver ..... 2:00

## MONDAY, OCTOBER 2

70. Dallas at Washington ..... 9:00

## SUNDAY, OCTOBER 8 (Sixth Weekend)

71. Atlanta at Pittsburgh ..... 1:00
72. Baltimore at St. Louis ..... 1:00
73. Buffalo at New York Jets ..... 1:00
74. Chicago at Green Bay ..... 1:00
75. Cleveland at New Orleans ..... 1:00
76. Denver at San Diego ..... 1:00
77. Houston at Oakland ..... 1:00
78. Minnesota at Seattle ..... 1:00
79. New York Giants at Dallas ..... 1:00
80. Philadelphia at New England ..... 1:00
81. San Francisco at Los Angeles ..... 1:00
82. Tampa Bay at Kansas City ..... 1:00
83. Washington at Detroit ..... 1:00

## MONDAY, OCTOBER 9

84. Cincinnati at Miami ..... 8:30

## SUNDAY, OCTOBER 15 (Seventh Weekend)

85. Buffalo at Houston ..... 1:00
86. Dallas at St. Louis ..... 1:00
87. Detroit at Atlanta ..... 1:00
88. Kansas City at Oakland ..... 1:00
89. Los Angeles at Minnesota ..... 3:00
90. Miami at San Diego ..... 1:00
91. New England at Cincinnati ..... 1:00
92. New Orleans at San Francisco ..... 1:00
93. New York Jets at Baltimore ..... 2:00
94. Pittsburgh at Cleveland ..... 1:00
95. Seattle vs. Green Bay at Milw. .... 1:00
96. Tampa Bay at New York Giants ..... 1:00
97. Washington at Philadelphia ..... 1:00

## MONDAY, OCTOBER 16

98. Chicago at Denver ..... 7:00

## SUNDAY, OCTOBER 22 (Eighth Weekend)

99. Atlanta at San Francisco ..... 1:00
100. Chicago at Tampa Bay ..... 1:00
101. Cincinnati at Buffalo ..... 1:00
102. Cleveland at Kansas City ..... 1:00
103. Denver at Baltimore ..... 4:00
104. Green Bay at Minnesota ..... 1:00
105. Miami at New England ..... 1:00
106. New Orleans at Los Angeles ..... 1:00
107. Oakland at Seattle ..... 1:00
108. Philadelphia at Dallas ..... 1:00
109. St. Louis at New York Jets ..... 1:00
110. San Diego at Detroit ..... 1:00
111. Washington at New York Giants ..... 1:00

## MONDAY, OCTOBER 23

112. Houston at Pittsburgh ..... 9:00

## THURSDAY, OCTOBER 26 (Ninth Weekend)

113. Minnesota at Dallas ..... 7:30

## SUNDAY, OCTOBER 29

114. Baltimore at Miami ..... 4:00
115. Buffalo at Cleveland ..... 1:00
116. Denver at Seattle ..... 1:00
117. Detroit at Chicago ..... 1:00
118. Houston at Cincinnati ..... 1:00
119. Kansas City at Pittsburgh ..... 1:00
120. New York Giants at New Orleans ..... 1:00
121. New York Jets at New England ..... 1:00
122. St. Louis at Philadelphia ..... 1:00
123. San Diego at Oakland ..... 1:00
124. San Francisco at Washington ..... 1:00
125. Tampa Bay at Green Bay ..... 1:00

## MONDAY, OCTOBER 30

126. Los Angeles at Atlanta ..... 9:00

## SUNDAY, NOVEMBER 5 (Tenth Weekend)

127. Cincinnati at San Diego ..... 1:00
128. Cleveland at Houston ..... 1:00
129. Dallas at Miami ..... 4:00
130. Detroit at Minnesota ..... 1:00
131. Green Bay at Philadelphia ..... 1:00
132. New England at Buffalo ..... 1:00
133. New Orleans at Pittsburgh ..... 1:00
134. New York Giants at St. Louis ..... 12:00
135. New York Jets at Denver ..... 2:00
136. Oakland at Kansas City ..... 1:00
137. San Francisco at Atlanta ..... 1:00
138. Seattle at Chicago ..... 1:00
139. Tampa Bay at Los Angeles ..... 1:00

## MONDAY, NOVEMBER 6

140. Washington at Baltimore ..... 9:00

(Continued on Inside Back Cover)

# PITTSBURGH Steelers

## 1978 DIRECTORY

### ADMINISTRATIVE

ARTHUR J. ROONEY  
Chairman of the Board  
DANIEL M. ROONEY  
President  
JOHN R. MCGINLEY  
Vice President  
ARTHUR J. ROONEY, JR.  
Vice President  
ED KIELY  
Public Relations Director  
JAMES A. BOSTON  
Traveling Secretary  
JOE GORDON  
Publicity Director  
DENNIS P. THIMONS  
Controller  
JAMES S. MAUND  
Assistant Controller  
GERALDINE GLENN  
Director of Ticket Sales  
DICK HALEY  
Director of Player Personnel  
WILLIAM NUNN, JR.  
Asst. Director of Player Personnel  
V. TIMOTHY ROONEY  
Director of Professional Scouting  
BOB SCHMITZ  
Talent Scout—West Coast

### OFFICE STAFF

MARY REGAN  
RENE SEAVY  
RHODA DUFFY  
MAUREEN STACK  
CATHY KOSAK  
LINDA LIBERATORE  
LIBBY HAYES

### COACHING STAFF

CHARLES H. NOLL  
Head Coach  
ROLLIE DOTTSCH  
Offensive Line Coach  
RICHARD J. HOAK  
Offensive Backfield Coach  
TOM MOORE  
Receiver Coach  
GEORGE PERLES  
Defensive Coordinator  
LOUIS RIECKE  
Strength Coach  
PAUL URAM  
Administrative Assistant  
DICK WALKER  
Defensive Assistant  
ROBERT (WOODY)  
WIDENHOFER  
Linebacker and  
Secondary Coach

### MEDICAL AND TRAINING

DR. DAVID S. HUBER  
Physician, M.D.  
DR. ANTHONY P. YATES  
Physician, M.D.  
DR. PAUL STEELE  
Physician, Orthopedic  
DR. GEORGE P. BOUCEK  
Dentist  
RALPH W. BERLIN  
Trainer  
ROBERT MILIE  
Assistant Trainer  
ANTHONY PARISI  
Equipment Manager  
JACK HART  
Field Manager  
BOB MCCARTNEY  
Film Director  
HARRY HOMA  
Photographer

### PITTSBURGH STEELERS SPORTS, INC.


300 Stadium Circle  
Pittsburgh, Pa. 15212

Telephone: 412-323-1200

TWX: 710-664-2018

TRAINING CAMP  
St. Vincent College  
Latrobe, Pa. 15650

Home Field: Three Rivers Stadium (50,350)



## **CHUCK NOLL**

### **Head Coach**

Under Chuck Noll the Pittsburgh Steelers have become one of the perennial powers in pro football and in 1978, his tenth season, they will be trying to make the playoffs for the seventh straight year, a feat accomplished previously only by Dallas and one that can be matched this season by Oakland also.

In leading the Steelers to a 9-5 record in 1977, the 46-year old Noll brought his nine year career mark to 74-51-1 which is the 17th highest win total ever by a pro coach and the sixth best of any active coach in the NFL. He needs three more victories to move into 16th place.

Chuck has coached the Steelers longer than any of their previous coaches and has the most wins in Steeler history. His Pittsburgh teams have won two NFL championships and five AFC Central Division titles. In 1972 he was named the AFC Coach of the Year by UPI and was accorded the same honor in 1976 by the Football News.

Since 1972, the first year the Steelers ever made the playoffs, Noll's regular season record is 62-21-1 which is a winning percentage of .744. His postseason mark of 8-4 matches the winning percentage of Don Shula for the best of any active coach. The AFC has been the winner in the two Pro Bowl games he has coached.

Noll's accomplishment in turning the Steelers around as quickly as he did was miraculous. He took over the team in 1969. It had won just 18 games in the previous five seasons and had just four winning years in the previous nineteen.

Drafting shrewdly and not sacrificing short-term improvement for his long-range goal of a championship team, he patiently went about the process of building with draft choices as a nucleus. Working with the team's capable personnel and scouting department, he was near-perfect in the draft in his early years. This has been the single most important factor in the success he achieved. All of the present starters are players drafted or signed directly out of college as free agents.



There were no short cuts, though, and his first season the team was 1-13. Losing seasons of 5-9 and 6-8 followed but there was no mistaking the progress the Steelers were making.

In 1972 the Steelers stunned the pro football world by winning eleven games and losing just three. The team had arrived. After a miracle victory over Oakland in the playoffs, the Steelers took undefeated Miami down to the wire before losing in the AFC championship game, 21-17, to the eventual NFL champions.

Two years later Noll realized his goal of an NFL championship in 1974 and his defensive unit turned in one of the most outstanding performances in sports history by holding Oakland and Minnesota to 29 and 17 yards rushing, respectively, as they won the AFC title and Super Bowl IX. The following season the Steelers became the third team to win back-to-back Super Bowls when they defeated Dallas, 21-17, in what many consider the most exciting of the twelve Super Bowls played.

Noll has spent the last 26 years in pro football and at each stop he has been a winner. He was the Cleveland Browns' 21st draft choice in 1953. Paul Brown played him at offensive guard for three years before moving him to linebacker for his final four seasons. During his stint with his hometown team, the Browns won five Eastern Conference titles and two NFL championships.

In 1960 Chuck retired prematurely as a player at 27 to enter coaching. He joined Sid Gillman's staff as a defensive assistant with the Los Angeles (now San Diego) Chargers in the new American Football League. The Chargers won five division titles and two AFL crowns in his six years on the West Coast.

Baltimore was the final preparatory step as an assistant and he spent three years there as Don Shula's defensive backfield coach. During this period, the Colts lost just seven regular season games and won the 1968 NFL championship.

In high school, Chuck was an All State player at Cleveland Benedictine and earned a scholarship to Dayton where he captained the team in his senior year.

Chuck and his wife Marianne have a 20-year old son, Chris, who is a student at the University of Rhode Island. Chuck's outside interests include flying, gardening, scuba diving, wine and gourmet food.

On a day-to-day basis, Chuck is most involved with the quarterbacks and special teams. He is not reluctant to delegate authority to his assistants. He enjoys the teaching phase of coaching the most and is professorial in his analytical, scholarly approach to everything, even outside of football. He is obviously a man who enjoys what he does and, derives as much satisfaction in the doing as in the success.

### CHUCK NOLL'S PRO RECORD

Regular Season				
	Won	Lost	Tied	Pct.
1969	1	13	0	.071
1970	5	9	0	.357
1971	6	8	0	.429
1972	11	3	0	.786
1973	10	4	0	.714
1974	10	3	1	.750
1975	12	2	0	.857
1976	10	4	0	.714
1977	9	5	0	.643
	<u>74</u>	<u>51</u>	<u>1</u>	<u>.591</u>
Post Season				
1972	1	1	0	.500
1973	0	1	0	.000
1974	3	0	0	1.000
1975	3	0	0	1.000
1976	1	1	0	.500
1977	0	1	0	.000
	<u>8</u>	<u>4</u>	<u>0</u>	<u>.667</u>
Preseason				
1969	2	3	0	.400
1970	4	1	0	.800
1971	3	2	0	.600
1972	4	1	1	.750
1973	4	2	0	.667
1974	6	0	0	1.000
1975	3	4	0	.429
1976	5	2	0	.714
1977	3	3	0	.500
	<u>34</u>	<u>18</u>	<u>1</u>	<u>.651</u>



## **ROLLIE DOTSCH**

### **Offensive Line Coach**

Rollie Dotsch takes over as the Steelers' offensive line coach in 1978, and brings the reputation of being a strong fundamentalist. He succeeds Dan Radakovich who is now the defensive coordinator at San Francisco.

Pittsburgh is the fourth stop in the versatile Dotsch's pro coaching career. In his two most recent assignments he was a defensive assistant. He spent last season with Detroit coaching the linebackers and the two before that with New England in the same capacity. His professional offensive coaching experience was with Green Bay where he served as the Packers' offensive line coach under Dan Devine from 1962-65.

Rollie's coaching career began in 1956 at the high school level in Escanaba, Michigan, his birthplace. After two years there, he moved into college coaching as an assistant at Northern Michigan. This three year stint was followed by a year at Colorado as defensive line coach and four under Devine at Missouri working with the offensive line.

In 1966 Dotsch went back to Northern Michigan as athletic director and head coach. In five years his teams won 33, lost 15 and tied 1. In 1971 he went to Green Bay.

Rollie was a great high school athlete in Lansing, Michigan. He won 16 letters in football, baseball, basketball and track. He played college football at Michigan State where he played on Biggie Munn's 1952 national championship team. He majored in History and has a masters from Michigan in Secondary Administration.

Rollie, 45, and his wife Carol have two daughters, Helen (17) and Molly (2), and one son, Michael (22). They live in Mt. Lebanon.



## **DICK HOAK**

### **Offensive Backfield Coach**

Dick Hoak is the only member of Chuck Noll's staff to have played pro football. The experience he gained in 10 years as a player with the Steelers prepared him well for coaching and he has become a fine assistant.

In his capacity as offensive backfield coach, Dick is involved in the entire offense and works on the weekly game plan. He has been instrumental in the success achieved by Franco Harris and was one of the very first to recognize Harris' great potential. He has an excellent rapport with all of his players which enables him to be an effective teacher.

As a player, Hoak never enjoyed the team success he has had since becoming a coach. He is now in his seventh year in the latter position and the team has made the playoffs each of his first six seasons.

Dick was a seventh round draft choice in 1961 and became one of the most versatile and productive players in Steeler history. With 3,965 yards, he is the team's third leading rusher of all-time and its ninth best receiver. His best season was 1968 when he ranked fourth in the NFL with 858 yards which included a career-high game of 166. He made the Sporting News All Eastern Conference team and played in the Pro Bowl. That same year he won the Dapper Dan Award as Pittsburgh's outstanding sports figure.

At Penn State, Dick was both a halfback and a quarterback. Before rejoining the Steelers in 1972, he was the head coach at Wheeling (W. Va.) Central Catholic High School for a year.

Dick is a native of Jeanette, Pa. and will be 37 in December. He and his wife Lynn have two daughters, Kelly (13) and Katie (10), and one son, Richard (6). They live in Greensburg.



**TOM MOORE**  
Receiver Coach

In his first year as the Steelers receiver coach in 1977, Tom Moore made a significant contribution to the team's offensive improvement. He helped to formulate and implement a new approach in the Pittsburgh attack which resulted in the team throwing more with greater success.

Chief benefactors of this change in offensive philosophy were the three starting receivers. Lynn Swann, John Stallworth and Bennie Cunningham all had their most productive seasons.

Although the Steeler position is Tom's initial one in the NFL, he had previous pro experience with the New York Stars of the World Football League in 1974 when he was an offensive assistant.

His prior coaching experience was in the college ranks. His first job was in 1961 as the freshman coach at Iowa, his alma mater. After two years there he went into the Army for two more. He returned in 1965 and became an offensive assistant at Dayton where he spent four seasons.

Then followed two stints in the South. In 1969 he was the offensive coordinator at Wake Forest and the following year he went to Georgia Tech.

Between his one year tour in the WFL, he served twice at the University of Minnesota. The first time was in 1972-73 and then returned for two more years in 1975-76 before coming to Pittsburgh.

Tom was a high school All America quarterback in Rochester, Minn. He lettered three years at Iowa and played on the 1958 team that won the Big Ten title. He majored in History and later earned his masters in Guidance and Counseling.

Moore will be 40 in November and is a native of Owatonna, Minn. He and his wife Emily have a daughter, Terry (13), and a son, Thomas (8). They live in Upper St. Clair.



**GEORGE PERLES**  
Defensive Coordinator

After six very successful years as the Steelers' defensive line coach, George Perles has been promoted to defensive coordinator and replaces Bud Carson who resigned to join the Los Angeles Rams' staff.

The 44-year old Perles came into pro football with the Steelers in 1972 and since then the team has made the playoffs six straight years. Much of the credit for this almost unprecedented accomplishment has gone to the defensive line and Perles has been the man who developed this unit into one of the best front fours in NFL history.

In his new capacity he will be responsible for the overall defense but will continue to work with the line on a daily basis. This will enable the entire defense to benefit from his exceptional and creative teaching ability and enthusiasm.

Perles came to the Steelers after serving five years as a defensive assistant to Duffy Daugherty at Michigan State. Prior to that he had been the defensive coordinator at Dayton in 1965 and 1966.

His coaching career began at Chicago St. Rita High School in 1961 and after two years he went to Detroit St. Ambrose for three seasons. His work there earned him an opportunity in college coaching.

George served two years in the Army after high school and then played college football at Michigan State where he was a two-way tackle. He majored in Physical Education and stayed an extra year to earn his masters degree in that field.

George and his wife, Sally, are natives of Detroit. They have one daughter, Kathleen (20), and three sons, Terrence (18), John (15) and Patrick (14). They live in Upper St. Clair.



**LOU RIECKE**  
Strength Coach

When Chuck Noll took over the Steeler coaching post in 1969, he recognized the need for a strength and weight program and someone to direct it. At the time, only a few NFL teams had such a person. It took Chuck more than a year to find the right man and in 1970 Lou Riecke was hired.

He is now in his ninth season as the team's Strength Coach and during this period the Steelers became one of the stronger, more physical teams in pro football and this, in part, has led to their great success.

Riecke is one of the world's foremost authorities on the value of weight training for athletes, both from a practical and theoretical standpoint. He has devised a 12-month program for the Steelers which has not only increased the players' strength but also their speed and stamina.

Lou spends the entire training camp period with the team. When the regular season starts he works one day a week on the weights with the players and on game day charts plays from the booth upstairs. The strength program is introduced to new players in the off-season. By the time training camp starts they are well into it and deriving some of its benefits.

Riecke was a world-class weightlifter who won an NCAA championship in 1947 and later three national YMCA titles. In 1964 he was on the United States Olympic team that participated in Tokyo.

In addition to his competitive experience, the 52-year old Riecke's formal education complements his role with the Steelers. He majored in Zoology and Chemistry at Louisiana State and attended medical school there for two years.

Lou is a native of New Orleans and still lives there. He and his wife Enid have four daughters, Cindy (26), Ginger (24), Vicki (22) and Lee (19).



**PAUL URAM**  
Flexibility Coach

After free-lancing in his highly-specialized field with several pro football and major league baseball teams, Paul Uram became a permanent member of the Steeler staff in 1973 and since then he has had his duties expanded into working with the special teams and kickers.

As the Flexibility Coach, he works with the players on a daily basis in training camp and during the regular season. He has refined the manner in which athletes in all sports prepare for competition by replacing the traditional calisthenics with stretching exercises. The result is that the individuals' muscles and limbs are better prepared for competition which increases their efficiency and at the same time reduces the risk of injury.

Uram's theories and program have been adopted by most professional and college football teams and are being used in several other sports. Paul's book "Refining Human Movement" has served as a guide for both individuals and teams.

Much of his knowledge in his field was acquired during a long career in gymnastics. He won national Sokol junior and senior titles and is a member of the Helms and Western Pennsylvania Halls of Fame. He coached the Butler (Pa.) High School gymnastics team and in 13 years was unbeaten in 107 matches. He was also an assistant football coach there.

At Slippery Rock College, Paul was an outstanding athlete. He lettered in football as a quarterback and in track as a sprint man. He received his masters in Physical Education from Pitt.

A native of Butler, Paul still lives there. He is 52 and he and his wife Helen have one son, Ron (21).



## **WOODY WIDENHOFER**

### **Linebacker and Secondary Coach**

It appears just a matter of time until Bob (Woody) Widenhofer lands a head coaching job. At 35 he is the youngest member of the Steeler staff and is now in his 14th year as an assistant. In 1978 his responsibilities have been expanded to the defensive backs.

Woody has enjoyed success at every level while gaining experience in his climb up the coaching ladder. His college playing career at Missouri was cut short by an injury after he had lettered two years and, as a result, his thoughts turned to coaching early.

After graduating he accepted the head job at Holy Redeemer High School in Detroit in 1965. He spent two years there and two more at Nativity High.

Next came two years at Michigan State where he earned his masters in Physical Education. In 1971 he moved to Eastern Michigan as defensive coordinator and secondary coach. His team was undefeated and ranked third nationally in the college division. This led to a position on the Minnesota staff as linebacker coach. After one year there he joined the Steelers in 1973.

The rapid development of Jack Lambert is probably his greatest individual accomplishment but he has been instrumental in Jack Ham's continued success and the consistently fine play of his entire group. He has made a major contribution to the team defensively and has earned Chuck Noll's confidence which has resulted in additional duties.

Woody spent the first ten years of his life in Butler, Pa. He went to high school in Detroit where he excelled in football, baseball and basketball.

He and his wife, Sherri, have two daughters, Kimberly (10) and Stacy (6). They live in Upper St. Clair.



## **DICK WALKER**

### **Defensive Assistant**

Dick Walker is one of two new members of the Steeler coaching staff. He is a defensive assistant and in that role has responsibilities in all three major areas of the defense.

The 45-year old Walker had previous pro coaching experience with the New England Patriots in 1977 where he was Chuck Fairbank's defensive backfield coach and helped to develop the Patriots' defensive unit into one of the best in the NFL.

Prior to that Dick had spent all of his coaching career in the high school and college ranks. His longest assignment was an eight year stint at Ohio State as Woody Hayes' secondary coach. During this period, the Buckeyes were a perennial national power and won or tied for seven Big 10 championships. He helped to develop six All America defensive backs in this stretch. His first position in college coaching was at Toledo in 1967 and 1968.

Walker had a distinguished high school coaching record. He began as an assistant at Cathedral Latin High School in Cleveland in 1957. In 1960 he became the head coach at Watterson High in Columbus. In seven years there, he compiled a 51-11-3 record and the 1966 team won the state championship. These accomplishments earned him the distinction of being the outstanding high school football coach in Ohio and an invitation to join the staff at Ohio State.

Like Chuck Noll, Dick is a native of Cleveland. He is a graduate of John Carroll where he majored in History. He lettered three years as a center and linebacker and was selected to the All Big Four team his final two seasons.

Dick and his wife, Eleanor, have two sons, Brad (21) and Tom (15) and a daughter, Kim (18). They live in Upper St. Clair.

## STEELER VETERANS



### JOHN BANASZAK—Defensive End

**BIRTHDATE**—August 24, 1950

**BIRTHPLACE**—Cleveland, Ohio

**HOW ACQUIRED**—Free Agent ('75)

**COLLEGE**—Eastern Michigan

**HEIGHT**—6-3

**WEIGHT**—244

**NFL EXP.**—4

**GAMES PLAYED**—'75 (14), '76 (13), '77 (8)

**PRO:** Is a valuable backup who is one of the team's best pass rushers . . . Because of a knee injury sustained in the eighth game of the 1977 season against Denver, played less than he did the previous season . . . Was eventually placed on injured reserve for the final three regular season games . . . Had two QB sacks in less than half a game against the Broncos . . . After fighting off strong rookie competition in 1976 training camp, started five games in place of White and Furness, before going down himself with a sprained ankle . . . Had three sacks that season and recovered two fumbles . . . Has also been used at DT and his ability to play both positions increases his value . . . Has played well when given the chance and can be very effective as a swing man and a situation-type player . . . Plays with great enthusiasm.

**COLLEGE:** Three year letterman at DE . . . Was co-captain in senior year . . . Led team in tackles his senior year and in one game had 19 tackles and seven sacks . . . Recreation major.

**PERSONAL:** Married (Mary) . . . Has a son (John, Jr., 5) and a daughter (Carrie, 2) . . . Lives in Pittsburgh . . . Was in the Marines for two years before going to college . . . Lettered in football, basketball and track in high school.



### THEO BELL—Wide Receiver

**BIRTHDATE**—December 21, 1953

**BIRTHPLACE**—Bakersfield, California

**HOW ACQUIRED**—Draft (4th in '76)

**COLLEGE**—Arizona

**HEIGHT**—5-11½

**WEIGHT**—180

**NFL EXP.**—2

**GAMES PLAYED**—'76 (14), '77 (0)

**PRO:** Was on injured reserve because of a foot injury suffered in a preseason game against New England which kept him out the entire year . . . Played mostly on the special teams as a rookie in 1976 . . . Developed into one of the league's most effective punt returners . . . Ranked eighth in the AFC with a 10.0 average and made just two fair catches while returning 39 punts . . . Had 60-yard kickoff return against Baltimore in a playoff game which led to a TD after Colts had narrowed Steeler margin to three points . . . Did a good job covering kicks . . . Had one start at WR against Cleveland . . . Caught an 11-yard TD pass against Oakland in his first regular season pro game.

**COLLEGE:** Four year letterman . . . School's all-time leading receiver with 153 catches for 2,509 yards and 30 TDs . . . Was tied for eighth nationally in receiving in 1974 with 53 catches and 11 TDs receiving that year is a school record . . . In 1975 was third in the country in kickoff returns with a 28.3 average and against New Mexico that season set another school mark with 217 yards receiving . . . His 11.1 career average on punt returns is the best in school history . . . Was 1st team NEA and 2nd team UPI All America in 1975 . . . Played in Senior Bowl . . . Public Management major.

**PERSONAL:** Married (Kathy) . . . Has one daughter (Teleah, 2) . . . Lives in Pittsburgh . . . Was All State in California in high school football and basketball . . . Nickname is "T."



## BELL'S PRO RECORD

### Regular Season

Regular Season						
RECEIVING	No.	Yds.	Avg.	LG	TD	
1976 Pittsburgh AFC	3	43	14.3	19	1	
PUNT RETURNS	No.	FC	Yds.	Avg.	LG	TD
1976 Pittsburgh AFC	39	2	390	10.0	35	0
RUSHING	No.	Yds.	Avg.	LG	TD	
1976 Pittsburgh AFC	1	5	5.0	5	0	

### Post Season

1976 Season						
RECEIVING	No.	Yds.	Avg.	LG	TD	
1976 Pittsburgh AFC	2	25	12.5	13	0	
PUNT RETURNS	No.	FC	Yds.	Avg.	LG	TD
1976 Pittsburgh AFC	2	0	14	7.0	8	0
KICKOFF RETURNS	No.	Yds.	Avg.	LG	TD	
1976 Pittsburgh AFC	2	81	40.5	60	0	

## BELL'S SINGLE GAME CAREER HIGHS

### Regular Season

**Most Receptions.**—3 (9-12-76 vs. Oak.) **Most Yds. Rec.**—43 (9-12-76 vs. Oak.) **Most TDs Rec.**—1 (9-12-76 vs. Oak.) **Most Punt Ret.**—6 (12-11-76 vs. Hou.) **Most Yds. Punt Ret.**—59 (twice).

### Post Season

**Most Receptions.**—2 (12-19-76 vs. Balt.) **Most Yds. Rec.**—25 (12-19-76 vs. Balt.) **Most Punt Ret.**—2 (12-26-76 vs. Oak.) **Most Yds. Punt Ret.**—14 (12-26-76 vs. Oak.) **Most KO Ret.**—1 (twice) **Most Yds. KO Ret.**—60 (12-19-76 vs. Balt.)



## ROCKY BLEIER—Running Back

**BIRTHDATE**—March 5, 1946

**BIRTHPLACE**—Appleton, Wisconsin

**HOW ACQUIRED**—Draft (16th in '68)

**COLLEGE**—Notre Dame

**HEIGHT**—5-11

**WEIGHT**—210

**NFL EXP.**—10

**GAMES PLAYED**—'68 (10), '70 (1), '71 (6), '72 (14), '73 (12), '74 (12), '75 (11), '76 (14), '77 (13)

**PRO:** Moved up one notch among the Steelers' all-time rushing leaders to seventh place in 1977 and with 2,472 yards should overtake Tom Tracy (2,712) and Frenchy Fuqua (2,942) this season . . . Needs 800 yards to pass Fran Rogel (3,271) who is in fourth place . . . Leg injuries cut down his production and opportunities last season as he carried the ball 85 fewer times and gained 571 yards less than in 1976 . . . Was used more in his primary role as a blocker which earned him his starting position in 1974 . . . Had waited six seasons until he got his first pro start in the fifth game of that year and the move turned out to be a major factor in the Steelers' two championship years as he became and still is one of the premier blocking RBs in pro football . . . Had a great postseason in 1974 with 98 yards rushing in the AFC title game against Oakland and 65 in SB IX against Minnesota . . . It capped a remarkable comeback from Vietnam injuries suffered in the summer of 1969 which almost ended his career and required extensive surgery on his right foot . . . Prior to winning a starting job had been one of the outstanding special teams players in the league . . . Was drafted into the Army near the end of his rookie season in 1968 . . . Returned in 1970 and spent all but one game on the taxi squad . . . Had his best season in 1976 when he became the third player in team history to gain 1,000 yards and his total of 1,036 is the seventh highest by a Steeler . . . Ranked fourth in the AFC that season and his 4.7 average was the fifth best among the top thirty rushers in the NFL . . . Had four 100-yard games and has a career total of five . . . With Franco Harris became the second pair of players from the same team to gain 1,000 yards rushing in the same season, matching the feat of Miami's Larry

*Continued . . .*

Continued . . .

Csonka and Mercury Morris in 1972 . . . Joined with Harris to equal another NFL record when each rushed for 100 yards in back-to-back games which was only the fourth time this was ever done . . . Added 294 yards on 24 receptions which was the second highest on the team in 1976 . . . A toe injury in the first offensive series in the playoffs that year against Baltimore kept him out of the balance of that game and the entire AFC Championship contest in Oakland . . . Had his first 100-yard game in 1975, a 163-yard effort against Green Bay which is the second highest by a Steeler since 1970 . . . Won the Halas Award as the NFL's Most Courageous Player in 1974 . . . In 1975 won the Whizzer White Humanitarian Award for outstanding contributions to his team, community and country and the Vince Lombardi Award from the Wisconsin Pro Football Writers.

**COLLEGE:** Captain in senior season . . . Three year letterman . . . UPI All Midwest 1st team in 1967 . . . Business Administration major.

**PERSONAL:** Married (Aleta) . . . Has a daughter (Samantha, 4) and a son (Adri James, 2) . . . Lives in Pittsburgh . . . Works as an investment banker for Aiello, Zappala & Co. . . . Toured Far East military bases in 1975 . . . Has been very active with several charities including Multiple Sclerosis, Pennsylvania Association for Retarded Children and the Veterans Administration . . . Saw combat duty in Vietnam and was awarded the Purple Heart, Bronze Star and two campaign ribbons.

### BLEIER'S PRO RECORD

#### Regular Season

Regular Season						
RUSHING	Att.	Yds.	Avg.	LG	TD	
1968 Pittsburgh NFL	14	53	3.8	12	0	
1972 Pittsburgh AFC	1	17	17.0	17	0	
1973 Pittsburgh AFC	3	0	0.0	1	0	
1974 Pittsburgh AFC	88	373	4.2	18	2	
1975 Pittsburgh AFC	140	528	3.8	17	2	
1976 Pittsburgh AFC	220	1036	4.7	28	5	
1977 Pittsburgh AFC	135	465	3.4	16	4	
Pro Totals—9 years	601	2472	4.1	28	13	
RECEIVING	No.	Yds.	Avg.	LG	TD	
1968 Pittsburgh NFL	3	68	22.7	54	0	
1974 Pittsburgh AFC	7	87	12.3	24	0	
1975 Pittsburgh AFC	15	65	4.3	13	0	
1976 Pittsburgh AFC	24	294	12.3	32	0	
1977 Pittsburgh AFC	18	161	8.9	30	0	
Pro Totals—9 years	67	675	10.0	54	0	
KICKOFF RETURNS	No.	Yds.	Avg.	LG	TD	
1968 Pittsburgh NFL	6	119	19.8	27	0	
1971 Pittsburgh AFC	1	21	21.0	21	0	
1972 Pittsburgh AFC	2	40	20.0	20	0	
1973 Pittsburgh AFC	3	47	15.7	20	0	
1974 Pittsburgh AFC	3	67	22.3	35	0	
Pro Totals—9 years	15	294	19.6	35	0	
PUNT RETURNS	No.	FC	Yds.	Avg.	LG	TD
1968 Pittsburgh NFL	2	1	13	6.5	14	0
1971 Pittsburgh AFC	0	1	0	0.0	0	0
1972 Pittsburgh AFC	2	1	1	0.5	1	0
1973 Pittsburgh AFC	0	2	0	0.0	0	0
Pro Totals—9 years	4	5	14	3.5	14	0

#### Post Season

RUSHING		Post Season					
	Att.	Yds.	Avg.	LG	TD		
1974 Pittsburgh AFC	49	208	4.2	23	0		
1975 Pittsburgh AFC	37	95	2.6	8	1		
1976 Pittsburgh AFC	1	—1	—1.0	—1	0		
1977 Pittsburgh AFC	7	14	2.0	5	0		
Totals	94	316	3.3	23	1		
RECEIVING		No.	Yds.	Avg.	LG	TD	
1974 Pittsburgh AFC	7	90	12.9	27t	1		
1975 Pittsburgh AFC	3	40	13.3	26	0		
1977 Pittsburgh AFC	2	10	5.0	7	0		
Totals	12	140	11.6	27t	1		
PUNT RETURNS		No.	FC	Yds.	Avg.	LG	TD.
1972 Pittsburgh AFC	0	1	0	0.0	0	0	

## BLEIER'S SINGLE GAME CAREER HIGHS

### Regular Season

**Most Yds. Rush.**—163 (10-26-75 vs. GB) **Most Rush Atts.**—35 (10-26-75 vs. GB) **Most TDs Rush.**—3 (12-5-76 vs. TB) **Most Recepts.**—4 (4 times) **Most Yds. Rec.**—56 (11-21-76 vs. Hou.)

### Post Season

**Most Yds. Rush.**—98 (12-29-74 vs. Oak.) **Most Rush. Atts.**—18 (12-29-74 vs. Oak.) **Most Recepts.**—3 (12-22-74 vs. Buf.) **Most Yds. Rec.**—54 (12-22-74 vs. Buf.) **Most TDs Rec.**—1 (12-22-74 vs. Buf.)



## MEL BLOUNT—Cornerback

**BIRTHDATE**—April 10, 1948

**BIRTHPLACE**—Vidalia, Georgia

**HOW ACQUIRED**—Draft (3rd in '70)

**COLLEGE**—Southern

**HEIGHT**—6-3

**WEIGHT**—205

**NFL EXP.**—9

**GAMES PLAYED**—'70 (14), '71 (14), '72 (14), '73 (14), '74 (13), '75 (14), '76 (14), '77 (14)

**PRO:** In spite of missing all of training camp because of a holdout, had a remarkable season in 1977 and led the team in interceptions for third straight year even though opponents were reluctant to test him deep . . . His six pushed his career total to 35 which is second highest in team history and gives him a good chance at Jack Butler's team career-high of 52 . . . Ranks fourth in AFC among active players . . . All six of his 1977 interceptions came in two three game stretches, including the last three games of the season . . . Was named to the NEA and College and Pro Football News All NFL 1st teams and UPI All AFC 2nd team even though he did not make the Pro Bowl for the first time in three years . . . Was the MVP in the 1977 game with two interceptions, the second of which led to the winning score . . . In the past three seasons 12 of his 23 interceptions have been against Central Division teams and he has four against each . . . In 1975 had one of the greatest seasons a DB has ever had in pro football . . . Led the league in interceptions with 11 to set a new Steeler record as he was the first Pittsburgh player to lead the NFL since Bill Dudley did it in 1946 . . . Was selected as the NFL's Most Valuable Defensive Player and elected MVP by his teammates . . . Three times he had two interceptions in one game and became the 11th player in league history to intercept a pass in six straight games . . . Was named to every All NFL and All AFC 1st team and played in the Pro Bowl for the first time . . . In the playoffs that year, his interception against Baltimore late in the third quarter was the turning point and set up the Steelers go-ahead TD . . . In SB IX, his interception on the goal-line ended Minnesota's most serious scoring threat . . . Earlier in his career was used as a kickoff returner and his 28.3 average in his rookie season is second best in Steeler history . . . Has been used sparingly in that role in recent seasons but still ranks fourth in club history with a 25.8 mark . . . Has scored two TDs, one on a 35-yard fumble return against Dallas in 1972 and the other on a 52-yard interception return against Philadelphia in 1974 . . . Became a regular in 1972, the Steelers' first playoff season, and has been very instrumental in team's success since then . . . Is a very aggressive, physical player and one of the best in pro football at playing man-to-man coverage . . . Has missed just one regular season game in eight years but did not play against Denver in last year's playoff because of a knee injury.

**COLLEGE:** Played both S and CB . . . Selected to Sporting News, Pro Scouts and Pittsburgh Courier All America teams in 1969 . . . Team MVP final two seasons . . . Physical Education major.

**PERSONAL:** Married (Leslie) . . . Has one daughter (Tanisia) . . . Lives in Slidel, La. where he owns and operates an employment agency . . . Raises quarter horses on a farm he owns in Georgia . . . Was active in President Carter's election campaign.

*Continued . . .*

Continued . . .

## BLOUNT'S PRO RECORD

### Regular Season

INTERCEPTIONS	No.	Yds.	Avg.	LG	TD
1970 Pittsburgh AFC	1	4	4.0	4	0
1971 Pittsburgh AFC	2	16	8.0	16	0
1972 Pittsburgh AFC	3	75	25.0	34	0
1973 Pittsburgh AFC	4	82	20.5	24	0
1974 Pittsburgh AFC	2	74	37.0	52t	1
1975 Pittsburgh AFC	11	121	11.0	47	0
1976 Pittsburgh AFC	6	75	12.5	28	0
1977 Pittsburgh AFC	6	65	10.8	37	0

**Pro Totals—8 years** 35 512 14.6 52t 1

### KICKOFF RETURNS

	No.	Yds.	Avg.	LG	TD
1970 Pittsburgh AFC	18	535	29.7	91	0
1971 Pittsburgh AFC	4	76	19.0	23	0
1974 Pittsburgh AFC	5	152	30.4	60	0
1975 Pittsburgh AFC	8	139	17.4	23	0

**Pro Totals—8 years** 35 902 25.8 91 0

### PUNT RETURNS

1970 Pittsburgh AFC	1	0	52	52.0	52	0
---------------------	---	---	----	------	----	---

### Post Season

INTERCEPTIONS	No.	Yds.	Avg.	LG	TD
1974 Pittsburgh AFC	1	10	10.0	10	0
1975 Pittsburgh AFC	1	20	20.0	20	0

**Totals** 2 30 15.0 20 0

### KICKOFF RETURNS

	No.	Yds.	Avg.	LG	TD
1974 Pittsburgh AFC	2	56	28.0	42	0
1975 Pittsburgh AFC	3	64	21.3	27	0
1976 Pittsburgh AFC	1	16	16.0	16	0

**Totals** 6 136 22.6 42 0

## BLOUNT'S SINGLE GAME CAREER HIGHS

### Regular Season

**Most Ints.**—2 (3 times) **Most Yds. Ints.**—52 (11-3-74 vs. Phil.) **Most TDs**—1 (11-3-74 vs. Phil.) **Most KO Ret.**—3 (twice) **Most Yds. KO Ret.**—113 (10-3-70 vs. Clev.)

### Post Season

**Most Ints.**—2 (twice) **Most Yds. Ints.**—20 (12-27-75 vs. Balt.) **Most KO Ret.**—3 (1-18-76 vs. Dal.) **Most Yds. KO Ret.**—64 (1-18-76 vs. Dal.)



## TERRY BRADSHAW—Quarterback

**BIRTHDATE**—September 2, 1948  
**BIRTHPLACE**—Shreveport, Louisiana  
**HOW ACQUIRED**—Draft (1st in '70)  
**COLLEGE**—Louisiana Tech  
**HEIGHT**—6-3  
**WEIGHT**—215  
**NFL EXP.**—9  
**GAMES PLAYED**—'70 (13), '71 (14), '72 (14), '73 (10), '74 (8), '75 (14), '76 (10), '77 (14)

**PRO:** Played the last ten regular season games and one playoff contest in 1977 with a hard cast protecting a fractured bone in his left wrist and had one of the finest years of his career as he bounced back from an injury-plagued season in 1976 . . . Was voted the Steelers' Most Valuable Player by his teammates for the first time . . . Threw for a career-high 2,523 yards which was the third best total in the AFC and second highest in Steeler history . . . Led the NFL with 8.04 yards per passing attempt which is one of the four major categories used in determining the passer ratings where he finished fifth in the AFC . . . Five of his 13 200-yard games came last season but is still looking for first 300-yard effort . . . Had 17 touchdown passes, one short of personal best, and in one six game stretch had 12 . . . Passed for 3 TDs in both Cleveland games . . . In 1976 he missed four games completely and halves of four others because of neck and wrist injuries . . . Still managed to throw for career-high 291 yards vs. NE . . . Had best game of his career vs. Baltimore in first round of 1976 playoffs when he threw for 264 yards and three TDs, including a 76-yard scoring bomb on the third play of game, as he

completed 14 of 18 to set an AFC playoff record for passing percentage (77.8%) . . . His best season was 1975 when he became the youngest QB to win two straight NFL titles since John Unitas did it with Baltimore in 1958-59 . . . Set a team record for passing accuracy (57.8%) as he established a career high for TD passes (18) and a low for interceptions (9) . . . Ranked fourth in the AFC and fifth in the NFL for his highest finish ever . . . Tied Super Bowl record with two TD passes, including game-winner of 64 yards to Lynn Swann, in SB X vs. Dallas and set game mark for the highest average gain per passing attempt (11.0) . . . Received All Pro recognition for the only time that year when he was selected to start the Pro Bowl but could not play because of a concussion suffered in the SB . . . Was chosen the Football News 1975 Player of the Year and named to UPI's All AFC 2nd team . . . Was also a standout in SB IX against Minnesota when he completed nine of 14 for one TD . . . That performance capped a season which was the turning point in his career . . . Did not play in the first six regular season games as Joe Gilliam was the starter but regained regular position and led his team to its first NFL title . . . Set team single season attempts (373) and completion (203) records in 1971 and in one game that season completed 10 straight passes and 18 of 19 in one stretch vs. Miami . . . Led NFL in interceptions with 24 in his rookie year . . . Was the first player chosen in the 1970 college draft . . . Is the Steelers' all-time leader in passing yardage (13,279), passing attempts (2,019), completions (1,008), TD passes (93) and interceptions (118) . . . Running attempts have declined since early in his career but is the Steelers' 10th leading rusher of all-time with 1,795 yards and his 5.8 average is the best in team history . . . His 27 TDs rushing are the second most ever by a Steeler.

**COLLEGE:** Holds all school passing and total offense records . . . Completed 52.5% of his passes for 7,149 yards and 42 TDs . . . Was co-captain in his senior year . . . 1st team AP College Division, Coaches and Time All America teams and 2nd team UPI and Sporting News . . . Played in North-South game and was MVP in Senior Bowl . . . Liberal Arts major.

**PERSONAL:** Married (JoJo) . . . Lives in Grand Cane, Louisiana where he owns and manages a 400-acre cattle ranch . . . Has been very active as a country and western singer the past two years . . . His wife was a former star skater with the Ice Capades.

### BRADSHAW'S PRO RECORD

#### Regular Season

PASSING	Att.	Comp.	Pct.	Yds.	LG	TD	Int.	Rtg.
1970 Pittsburgh AFC	218	83	38.1	1410	87t	6	24	30.2
1971 Pittsburgh AFC	373	203	54.4	2259	49	13	22	59.6
1972 Pittsburgh AFC	308	147	47.7	1887	78t	12	12	64.1
1973 Pittsburgh AFC	180	89	49.4	1183	67	10	15	54.7
1974 Pittsburgh AFC	148	67	45.3	785	56	7	8	55.1
1975 Pittsburgh AFC	286	165	57.7	2055	59	18	9	88.2
1976 Pittsburgh AFC	192	92	47.9	1177	50	10	9	65.3
1977 Pittsburgh AFC	314	162	51.6	2523	65t	17	19	71.2

**Pro Totals—8 years** 20191 008 49.9 13279 87t 93 118 67.3

#### RUSHING

	Att.	Yds.	Avg.	LG	TD
1970 Pittsburgh AFC	32	233	7.3	22	1
1971 Pittsburgh AFC	53	247	4.7	39	5
1972 Pittsburgh AFC	58	346	6.0	20t	7
1973 Pittsburgh AFC	34	145	4.3	21	3
1974 Pittsburgh AFC	34	224	6.6	34	2
1975 Pittsburgh AFC	35	210	6.0	27	3
1976 Pittsburgh AFC	31	219	7.1	17	3
1977 Pittsburgh AFC	31	171	5.5	26	3

**Pro Totals—8 years** 308 1795 5.8 39 27

#### Post Season

PASSING	Att.	Comp.	Pct.	Yds.	LG	TD	Int.	Rtg.
1972 Pittsburgh AFC	35	16	45.7	255	60t	3	3	63.2
1973 Pittsburgh AFC	25	12	48.0	167	26t	2	3	57.0
1974 Pittsburgh AFC	50	29	58.0	394	35	3	1	94.9
1975 Pittsburgh AFC	57	32	56.1	527	64t	3	5	72.0
1976 Pittsburgh AFC	53	28	52.8	440	76t	3	1	85.6
1977 Pittsburgh AFC	37	19	51.4	177	48	1	3	40.1

**Totals** 257 136 52.9 1960 76t 15 16 71.5

*Continued . . .*

Continued . . .

RUSHING	Att.	Yds.	Avg.	LG	TD
1972 Pittsburgh AFC	4	24	6.0	12	0
1973 Pittsburgh AFC	3	9	3.0	8	0
1974 Pittsburgh AFC	13	96	7.6	18	0
1975 Pittsburgh AFC	9	60	6.7	16	1
1976 Pittsburgh AFC	1	4	4.0	4	0
1977 Pittsburgh AFC	4	21	5.3	11	1
<b>Totals</b>	<b>34</b>	<b>214</b>	<b>6.3</b>	<b>18</b>	<b>2</b>

### BRADSHAW'S SINGLE GAME CAREER HIGHS

#### Regular Season

**Most Atts.**—40 (10-1-72 vs. St. L.) **Most Comps.**—25 (twice) **Most Yds. Pass.**—291 (9-26-76 vs. NE) **Most TDs Pass.**—3 (5 times) **Most Ints.**—5 (10-30-77 vs. Balt.) **Most Yds. Rush.**—99 (11-25-74 vs. NO) **Most Rush. Atts.**—9 (3 times) **Most TDs Rush.**—2 (2 times).

#### Post Season

**Most Atts.**—37 (12-24-77 vs. Den.) **Most Comps.**—19 (12-24-77 vs. Den.) **Most Yds. Pass.**—264 (12-19-76 vs. Balt.) **Most TDs Pass.**—3 (12-19-76 vs. Balt.) **Most Ints.**—3 (3 times) **Most Yds. Rush.**—48 (12-22-74 vs. Buf.) **Most Rush. Atts.**—5 (twice).

### BRADSHAW'S GAME BY GAME PASSING

1970						1971					
Opp.	Att.	Cp.	Yds.	TD	Int.	Opp.	Att.	Cp.	Yds.	TD	Int.
Hou.*	16	4	70	0	1	at Chi.*	24	10	129	0	4
at Den.*	26	13	211	0	1	Cin.*	30	18	249	2	1
at Cle.*	29	13	207	0	3	SD*	24	15	175	0	0
Buf.*	12	3	24	0	0	at Cle.*	27	12	126	2	1
at Hou.*	17	8	208	1	3	at KC*	39	20	269	0	2
at Oak.*	27	12	138	1	4	Hou.*	32	21	279	0	3
Cin.*	12	4	40	0	0	at Balt.*	35	20	187	1	1
NYJ	DNP					Cle.*	11	4	70	0	1
KC	19	8	74	1	3	at Mia.*	36	25	253	3	2
at Cin.*	19	8	101	0	3	NYG*	20	12	75	1	0
Cle.	9	4	197	2	0	Den.*	17	6	68	0	0
GB	20	3	110	1	4	at Hou.*	31	14	111	0	3
at Atl.	12	3	30	0	2	at Cin.	13	6	105	2	0
at Phi.	0	0	0	0	0	LA*	34	20	163	2	4
<b>Totals</b>	<b>218</b>	<b>83</b>	<b>1410</b>	<b>6</b>	<b>24</b>	<b>Totals</b>	<b>373</b>	<b>203</b>	<b>2259</b>	<b>13</b>	<b>22</b>

1972						1973					
Opp.	Att.	Cp.	Yds.	TD	Int.	Opp.	Att.	Cp.	Yds.	TD	Int.
Oak.*	17	7	124	1	3	Det.*	23	15	154	2	1
at Cin.*	34	18	170	0	0	Clev.*	14	5	140	1	1
at St. L.*	40	25	229	1	1	at Hou.*	17	9	159	1	2
at Dal.*	39	12	166	0	1	SD*	16	7	99	1	1
Hou.*	19	9	70	1	0	at Cin.*	14	9	106	0	1
NE*	11	7	173	0	1	NYJ*	18	8	119	0	1
at Buf.*	17	9	93	1	1	Cin.*	7	3	37	0	1
Cin.*	20	10	190	3	1	Wash.	DNP				
KC	20	8	92	0	3	at Oak.	DNP				
at Cle.*	21	10	136	1	1	Den.	DNP				
Minn.*	19	7	93	1	1	at Cle.	DNP				
Cle.	17	9	162	1	0	at Mia.	35	14	117	2	3
at Hou.*	11	4	37	0	0	Hou.*	20	11	117	2	4
at SD*	23	12	152	1	1	at SF*	16	8	135	1	0
<b>Totals</b>	<b>308</b>	<b>147</b>	<b>1887</b>	<b>12</b>	<b>12</b>	<b>Totals</b>	<b>180</b>	<b>89</b>	<b>1183</b>	<b>10</b>	<b>15</b>
Oak.**	25	11	175	1	1	at Oak.**	25	12	167	2	3
Mia.**	10	5	82	1	2						

1974						1975					
Opp.	Att.	Cp.	Yds.	TD	Int.	Opp.	Att.	Cp.	Yds.	TD	Int.
Balt.	DNP					at SD	24	21	227	2	0
at Den.	DNP					Buf.	8	3	69	0	1
Oak.	2	1	11	0	1	at Clev.	8	7	151	1	0
at Hou.	DNP					Den.	26	16	191	2	0
at KC	DNP					Chi.	22	11	146	0	0
Cle.	DNP					at GB	22	12	84	0	0
Atl.*	21	9	130	0	2	at Cin.	24	13	130	2	2
Phi.*	22	12	146	1	0	Hou.	28	17	219	3	1
at Cin.*	35	13	140	0	1	KC	24	16	204	2	1
at Cle.	DNP					at Hou.	16	13	168	1	2
at NO*	19	8	80	2	2	at NYJ	22	9	120	2	0
Hou.*	20	6	60	1	1	Clev.	25	11	135	2	0
at NE*	16	10	86	1	1	Cin.	23	13	149	1	1
Cin.*	13	8	132	2	0	at LA	10	3	28	0	1
<b>Totals</b>	<b>148</b>	<b>67</b>	<b>785</b>	<b>7</b>	<b>8</b>	<b>Totals</b>	<b>286</b>	<b>165</b>	<b>2055</b>	<b>18</b>	<b>9</b>
Buf.**	19	12	203	1	0	Balt.**	13	8	103	0	2
at Oak.**	17	8	95	1	1	Oak.**	25	15	215	1	3
Minn.**	14	9	96	1	0	Dal.**	19	9	209	2	0



1976						1977					
Opp.	Att.	Cp.	Yds.	TD	Int.	Opp.	Att.	Cp.	Yds.	TD	Int.
at Dak.*	27	15	253	1	1	SF*	23	12	164	1	0
Clev.*	23	7	77	2	0	Oak*	32	16	268	1	3
NE*	39	20	291	1	0	at Clev.*	17	10	143	3	2
at Minn.*	22	10	90	1	4	at Hous.	19	7	149	0	4
at Clev.*	18	10	75	0	1	Cin.*	9	6	117	0	0
Cin.	DNP					Hous.*	24	16	227	2	1
at NYG	DNP					at Balt.*	26	11	234	1	5
SD	19	9	104	1	1	at Den.*	26	13	146	1	0
at KC*	15	7	132	1	1	Clev.*	21	13	283	3	0
Mia.*	2	0	0	0	0	Dal.*	12	7	106	2	0
Hous.	DNP					at NYJ*	28	10	143	2	1
at Cin.	DNP					Sea.*	21	13	158	1	1
TB	8	6	79	2	0	at Cin.*	39	20	246	0	1
at Hous.*	19	8	76	1	0	at SD*	17	8	139	0	1
Totals	192	92	1177	10	9	Totals	314	162	2523	17	19
at Balt.**	18	14	264	3	0	at Den.**	37	19	177	1	3
at Oak.**	35	14	176	0	1						

\*Started                      \*\*AFC Championship Game  
 \*\*AFC Playoff Game       \*\*\*Super Bowl

### BRADSHAW VS. OTHER NFL TEAMS (Regular Season)

Team	G	Att.	Comp.	Pct.	Yds.	LG	TD	Int.	Tkd.	Yds.
Atlanta	2	33	12	36.4	160	29	0	4	3	26
Baltimore	2	61	31	50.8	421	50	2	6	5	47
Buffalo	3	37	15	40.5	186	59	1	2	5	50
Chicago	2	46	21	45.6	275	42	0	4	2	20
Cincinnati	14	292	149	51.0	1946	67	12	12	26	241
Cleveland	13	240	115	47.9	1902	81	18	10	30	282
Dallas	2	51	19	37.3	272	32	2	1	4	38
Denver	4	95	48	50.5	616	43	3	1	13	108
Detroit	1	23	15	65.2	154	24	2	1	0	0
Green Bay	2	42	15	35.7	194	87	1	4	0	0
Houston	14	289	147	50.9	1950	67	13	25	31	295
Kansas City	5	117	59	50.4	771	50	4	10	8	69
Los Angeles	2	44	23	52.2	191	20	2	5	2	17
Miami	3	73	39	53.4	370	30	5	5	4	34
Minnesota	2	41	17	41.5	183	43	2	5	6	45
New England	3	66	37	56.1	550	52	3	1	6	72
New Orleans	1	19	8	42.1	80	31	2	2	2	18
New York Giants	1	20	12	60.0	75	19	1	0	1	15
New York Jets	3	68	27	39.7	382	44	4	2	5	37
Oakland	5	105	51	48.6	794	57	4	12	15	124
Philadelphia	2	22	12	54.5	146	35	1	0	1	9
St. Louis	1	40	25	62.5	229	38	1	1	2	20
San Diego	6	127	72	56.7	896	46	5	4	8	76
San Francisco	2	39	20	51.3	299	50	2	0	7	60
Seattle	1	21	13	61.9	158	26	1	1	1	1
Tampa Bay	1	8	6	75.0	79	35	2	0	0	0
Totals	97	2019	1008	49.9	13279	871	93	118	187	1704

## LARRY BROWN—Offensive Tackle

**BIRTHDATE**—June 16, 1949

**BIRTHPLACE**—Jacksonville, Florida

**HOW ACQUIRED**—Draft (5th in '71)

**COLLEGE**—Kansas

**HEIGHT**—6-4

**WEIGHT**—245

**NFL EXP.**—8

**GAMES PLAYED**—'71 (13), '72 (9),  
 '73 (14), '74 (14), '75 (14),  
 '76 (13), '77 (14)



**PRO:** Successfully made switch from TE to OT in 1977 and started every game at RT . . . With year's experience will be more comfortable at new position and gives team better overall speed and quickness in the offensive line . . . Added 20 pounds between 1976 and 1977 seasons to prepare for the move but is still one of the lightest tackles in pro football . . . Continues to be used as a TE in short-yardage and goal-line situations and caught a TD pass in that role in the playoff game against Denver last year which was his only reception of the season . . . Before 1977 played TE his entire career, except for brief stint at OT in 1976 because of injuries to other players, and started there for the three seasons, including both Super Bowl years, prior to last year . . . Was one of the best blockers in the NFL at that position . . . Had his best season as a receiver in

*Continued . . .*

Continued . . .

1974 and led the team in receptions with six in the postseason that year, catching three passes in the Super Bowl and scoring the Steelers' final TD on a four-yard pass . . . Played mostly on special teams early in his career because of his good speed and still is outstanding on punt and kickoff coverages . . . Was bothered by leg injuries his first two seasons . . . Was selected in the 1971 draft with a choice obtained from New Orleans for RB Earl Gros.

**COLLEGE:** Co-captain in 1970 and winner of Ray Evans Award for all-around excellence . . . Pro Football Weekly 1st team All America as a senior . . . Played DE, OT, LB and TE . . . Participated in North-South Shrine and College All Star games . . . Education major.

**PERSONAL:** Married (Vanessa) . . . Has one daughter (Tiffany, 3) . . . Lives in Pittsburgh.

### BROWN'S PRO RECORD

#### Regular Season

RECEIVING	No.	Yds.	Avg.	LG	TD
1971 Pittsburgh AFC	1	3	3.0	3	1
1972 Pittsburgh AFC	1	13	13.0	13	1
1973 Pittsburgh AFC	5	88	17.6	45	0
1974 Pittsburgh AFC	17	190	11.2	35	1
1975 Pittsburgh AFC	16	244	15.3	27	1
1976 Pittsburgh AFC	7	97	13.9	35	0
<b>Pro Totals—7 years</b>	<b>47</b>	<b>635</b>	<b>13.5</b>	<b>45</b>	<b>4</b>

#### Post Season

RECEIVING	No.	Yds.	Avg.	LG	TD
1972 Pittsburgh AFC	1	9	9.0	9	0
1974 Pittsburgh AFC	6	115	19.2	30	1
1975 Pittsburgh AFC	3	29	9.7	13	0
1976 Pittsburgh AFC	1	32	32.0	32	0
1977 Pittsburgh AFC	1	1	1.0	1	1
<b>Totals</b>	<b>12</b>	<b>186</b>	<b>15.5</b>	<b>32</b>	<b>2</b>

### BROWN'S SINGLE GAME CAREER HIGHS

#### Regular Season

**Most Receptions**—7 (11-9-75 vs. Hou.) **Most Yds. Rec.**—93 (11-9-75 vs. Hou.) **Most TDs**—1 (4 times).

#### Post Season

**Most Receptions**—3 (1-12-75 vs. Minn.) **Most Yds. Rec.**—49 (1-12-75 vs. Minn.) **Most TDs**—1 (twice).



### ROBIN COLE—Linebacker

**BIRTHDATE**—September 11, 1945  
**BIRTHPLACE**—Los Angeles, California  
**HOW ACQUIRED**—Draft (1st in '77)  
**COLLEGE**—New Mexico  
**HEIGHT**—6-2  
**WEIGHT**—220  
**NFL EXP.**—2  
**GAMES PLAYED**—'77 (8)

**PRO:** After a sensational training camp and preseason in which he led the team in tackles, suffered a broken arm in the opener against San Francisco which kept him out of the next six games . . . When he returned was used some at DE because of a shortage of defensive linemen and got his only start there against the Jets . . . Played frequently as a fourth linebacker . . . His aggressiveness makes him an outstanding special teams player . . . Had his best game against San Diego when he was in on two QB sacks and recovered a fumble . . . Is exceptionally strong against the run and needs to improve on pass coverages . . . Has size, strength and speed (4.7) to become a standout . . . His tremendous potential is enhanced by his versatility which enables him to play the outside and middle at LB and DE . . . Was the first LB drafted by the Steelers in the first round and the first from New Mexico to ever play for Pittsburgh

**COLLEGE:** Four year regular as a standup DE . . . Was team captain in junior and senior years . . . Named team MVP in 1976 . . . Led team in tackles and QB sacks his final two seasons . . . Selected to UPI, Sporting News, Football News and Football Writers 2nd team All America and AP's 3rd team in 1976 . . . All Western Athletic Conference 1st team his last two years . . . Played in East-West Shrine game . . . Physical Education major.

**PERSONAL:** Married (Sylvia) . . . Has one son (Robin, born 2-27-78) . . . Lives in Los Angeles . . . Was All City in football and baseball at Compton High (LA).



## **BRAD COUSINO—Linebacker**

**BIRTHDATE**—April 5, 1953  
**BIRTHPLACE**—Toledo, Ohio  
**HOW ACQUIRED**—Free Agent ('77)  
**COLLEGE**—Miami (Ohio)  
**HEIGHT**—6-0  
**WEIGHT**—215  
**NFL EXP.**—4  
**GAMES PLAYED**—'75 (14), '76 (6), '77 (3)

**PRO:** Joined Steelers as a free agent in 1977 for final three regular season games and playoff . . . Did an outstanding job on kick coverages and could make team this year on that ability alone . . . Was one of the Giants' final cuts last season after signing with them as a free agent for the final six games of 1976 . . . Started pro career as a free agent with Cincinnati in 1975 and was traded to Chicago that off-season . . . Bears cut him in training camp before he signed with New York.

**COLLEGE:** Played middle guard and was Mid American Conference's defensive MVP in 1973 and 1974 . . . Selected to Football Writers All America 1st team in senior year and was a 2nd team consensus All America . . . Named MVP in 1973 and 1974 Tangerine Bowls . . . Also wrestled . . . Zoology major.

**PERSONAL:** Married (Tami Lou) . . . Lives in Cincinnati . . . Works in motivational research and is also in the real estate business.



## **BENNIE CUNNINGHAM—Tight End**

**BIRTHDATE**—December 23, 1954  
**BIRTHPLACE**—Laurens, South Carolina  
**HOW ACQUIRED**—Draft (1st in '76)  
**COLLEGE**—Clemson  
**HEIGHT**—6-4  
**WEIGHT**—247  
**NFL EXP.**—3  
**GAMES PLAYED**—'76 (12), '77 (12)

**PRO:** Showed flashes of brilliance in 1977, which was his first year as a starter, and only needs consistency to become the best TE in Steeler history . . . In spite of missing two games with an ankle injury, his reception total of 20 was the most by a Steeler since 1972 and showed he has the potential to eventually challenge John Hilton's club record of 46 by a TE . . . His average yards per catch of 17.4 was the best of any TE in the NFL last season . . . Led team in receiving in three different games and had a career-high of five receptions in the second Houston game . . . Improved in all areas of his game and can become an All Pro with same type of progress . . . Is the biggest TE in pro football and is a very difficult ball-carrier to tackle . . . Makes much of his yardage after catching the ball . . . A late start because of the College All Star game and minor injuries limited his play in his rookie season and he was used mostly on the special teams . . . Scored a TD on his first pro reception against Minnesota . . . Led both teams with four catches in 1976 AFC title game vs. Oakland . . . Has the speed of a wide receiver and the strength and bulk of an offensive lineman.

**COLLEGE:** Three year starter and led team in receiving each year . . . Career totals of 64 receptions and 1,044 yards are both fifth highest in Clemson history . . . Caught 10 TD passes with seven in 1974 being a school high . . . Consensus All America and unanimous All Atlantic Coast Conference in 1974 and 1975 . . . Played in East-West game and Hula and Japan Bowls . . . Secondary Education major.

**PERSONAL:** Married (Harriet) . . . Lives in Seneca, South Carolina . . . Attended Clemson in the off-season to complete work on B.S. degree . . . Brother Grant is a DT at Duke.

*Continued . . .*

Continued . . .

## CUNNINGHAM'S PRO RECORD

### Regular Season

RECEIVING	No.	Yds.	Avg.	LG	TD
1976 Pittsburgh AFC	5	49	9.8	20	1
1977 Pittsburgh AFC	20	347	17.3	43t	2
<b>Totals—2 years</b>	<b>25</b>	<b>396</b>	<b>15.8</b>	<b>43t</b>	<b>3</b>

### Post Season

RECEIVING	No.	Yds.	Avg.	LG	TD
1976 Pittsburgh AFC	4	36	9.0	29	0
1977 Pittsburgh AFC	3	42	14.0	19	0
<b>Totals</b>	<b>7</b>	<b>78</b>	<b>11.1</b>	<b>29</b>	<b>0</b>

RUSHING	Att.	Yds.	Avg.	LG	TD
1976 Pittsburgh AFC	1	0	0.0	0	0

## CUNNINGHAM'S SINGLE GAME CAREER HIGHS

### Regular Season

**Most Receptions.**—5 (10-23-77 vs. Hou.) **Most Yds. Rec.**—55 (10-23-77 vs. Hou.) **Most TDs**—1 (3 times)

### Post Season

**Most Receptions.**—4 (12-26-76 vs. Oak.) **Most Yds. Rec.**—42 (12-24-77 vs. Den.)



## SAM DAVIS—Guard

**BIRTHDATE**—July 4, 1944

**BIRTHPLACE**—Ocilla, Georgia

**HOW ACQUIRED**—Free Agent ('67)

**COLLEGE**—Allen

**HEIGHT**—6-1

**WEIGHT**—255

**NFL EXP.**—12

**GAMES PLAYED**—'67 (14), '68 (14), '69 (12), '70 (14), '71 (12), '72 (11), '73 (12), '74 (11), '75 (14), '76 (13), '77, (11)

**PRO:** Has been with the team longer than any other player and he and Rocky Bleier are only two players remaining from pre-Noll era . . . Is oldest player on the roster . . . Has been offensive captain since 1970 . . . Had one of his finest seasons in 1977 . . . After sitting out first two games with a hamstring injury, started nine games and displayed consistency that has typified his career . . . As one of the league's fastest and best pulling guards, has been instrumental in making the Steeler running game go . . . Earned a spot in pro football because of his outstanding special teams' skills . . . Became a regular in 1970 and has held that role since then except for injuries . . . Foot injury in the middle of 1974 season cut playing time until 1976 when he regained starting position . . . Is very popular with teammates and frequently assumes role as a club spokesman.

**COLLEGE:** Played all line positions on offense and defense . . . Team's MVP in 1966 and All Southwest Intercollegiate Conference 1st team in 1966 . . . Lettered in track as a shotputter and 440-dash man . . . Physical Education major.

**PERSONAL:** Lives in Pittsburgh . . . Works for H. J. Heinz Co. in sales and marketing.



## JACK DELOPLAINE—Running Back

**BIRTHDATE**—April 21, 1954

**BIRTHPLACE**—Pottstown, Pa.

**HOW ACQUIRED**—Draft (6th in '76)

**COLLEGE**—Salem (W. Va.)

**HEIGHT**—5-10

**WEIGHT**—205

**NFL EXP.**—3

**GAMES PLAYED**—'76 (14), '77 (8)

**PRO:** Must regain speed and cutting ability after undergoing knee (left) surgery for the second time in as many years during the past off-season . . . Had his first operation at the end of the 1976 regular season and it bothered him much of last year . . . Played sporadically in eight games, mostly on special teams, and never showed form of rookie preseason when he was sensational with 240 yards on 40 carries . . . Was used primarily on special teams in 1976 . . . Ranked

10th in punt returns and 15th in kickoff returns in AFC . . . Set team record with seven KO returns against New England . . . Was outstanding on kick coverage teams . . . Before his injury was one of the fastest players on the Steeler roster.

**COLLEGE:** Gained 4,033 yards in four years, including 1,516 in senior season when he was the fourth leading NAIA rusher in the nation . . . Was named to NAIA and AP College Division All America teams . . . Scored 48 TDs with 22 coming in his final season . . . Four year 1st team All West Virginia Conference selection . . . Physical Education major.

**PERSONAL:** Single . . . Lives in Pottstown, Pa.

### DELOPLAINE'S PRO RECORD


#### Regular Season

RUSHING	No.	Yds.	Avg.	LG	TD	
1976 Pittsburgh AFC	17	91	5.4	19	2	
1977 Pittsburgh AFC	2	7	3.5	5	0	
Pro Totals—2 years	19	98	5.2	19	2	
PUNT RETURNS	No.	FC	Yds.	Avg.	LG	TD
1976 Pittsburgh AFC	17	0	150	8.8	36	0
1977 Pittsburgh AFC	1	0	7	7.0	7	0
Pro Totals—2 years	18	0	157	8.3	36	0
KICKOFF RETURNS	No.	Yds.	Avg.	LG	TD	
1976 Pittsburgh AFC	17	385	22.6	39	0	
1977 Pittsburgh AFC	1	18	18.0	18	0	
Pro Totals—2 years	18	403	22.4	39	0	
RECEIVING	No.	Yds.	Avg.	LG	TD	
1976 Pittsburgh	1	3	3.0	3	0	

### DELOPLAINE'S SINGLE GAME CAREER HIGHS

#### Regular Season

**Most Yds. Rush.**—64 (11-7-76 vs. KC) **Most Rush. Atts.**—6 (11-7-76 vs KC) **Most TDs Rush.**—2 (11-7-76 vs KC) **Most Punt Rets.**—3 (12-5-76 vs. TB) **Most Yds. Punt Rets.**—50 (10-24-76 vs. NYG) **Most KO Rets.**—7 (9-26-76 vs. NE) **Most Yds. KO Rets.**—189 (9-26-76 vs. NE).



### TONY DUNGY—Safety

**BIRTHDATE**—October 6, 1955

**BIRTHPLACE**—Jackson, Michigan

**HOW ACQUIRED**—Free Agent ('77)

**COLLEGE**—Minnesota

**HEIGHT**—6-0

**WEIGHT**—188

**NFL EXP.**—2

**GAMES PLAYED**—'77 (14)

**PRO:** Last season was the first free agent to make the Steeler roster since 1975 . . . Made transition from QB to DB very well and accelerated his progress by spending many hours studying film . . . Was used frequently as a fifth back in passing situations . . . Had three interceptions in that role . . . Can play CB but appears best suited for safety . . . Injuries to Pittsburgh's regular QBs forced him into service at that position and played the fourth quarter of the first Houston game, completing 3 of 8 passes with three interceptions . . . Had the unique experience of throwing an interception and making one in the same game . . . Also played well on the special teams.

**COLLEGE:** Captain in senior season . . . Four year letterman at QB . . . Holds school records for total plays (989), passes (576), completions (274), yards passing (3,577) and TD passes (25) . . . In 1975 established school marks for TD passes (15) and completions (123) and ranked fifth nationally in both total offense and passing while leading the Big Ten in these departments . . . Is the conference's fourth all-time leader in total offense behind Mike Phipps, Archie Griffin and Bob Griese . . . Had career rushing totals of 413 carries for 1,345 yards and 16 TDs . . . Played in East-West game, Hula and Japan Bowls . . . Business Administration major . . . All Big Ten Academic team.

**PERSONAL:** Single . . . Lives in Minneapolis . . . Earned his B.A. degree in the off-season and served as a graduate assistant at Minnesota spring drills.

*Continued . . .*

Continued . . .

## DUNGY'S PRO RECORD

### Regular Season

INTERCEPTIONS	No.	Yds.	Avg.	LG	TD
1977 Pittsburgh AFC	3	37	12.3	29	0

## DUNGY'S SINGLE GAME CAREER HIGHS

### Regular Season

**Most Ints.**—1 (3 times) **Most Yds. Ints.**—29 (11-27-77 vs. NYJ).



## GARY DUNN—Defensive Tackle

**BIRTHDATE**—August 24, 1953

**BIRTHPLACE**—Coral Gables, Florida

**HOW ACQUIRED**—Draft (6th in '76)

**COLLEGE**—Miami (Florida)

**HEIGHT**—6-3

**WEIGHT**—247

**NFL EXP.**—2

**GAMES PLAYED**—'76 (5), '77 (0)

**PRO:** Reinjured his left knee in the fifth preseason game against New England in 1977 and was placed on injured reserve for the second time . . . The first occurred after the fifth game of the 1976 regular season . . . Had beaten out Bob Barber, a 1975 second round draft choice, and played mostly on the special teams . . . Is also a possibility at DE.

**COLLEGE:** Played first two years at DE before moving to DT for his final two . . . Made AP 1st team All Independent South team in 1975 . . . Played in American Bowl . . . Business Administration major.

**PERSONAL:** Single . . . Lives in Coral Gables . . . Father and older brother played varsity football for Miami and grandfather was president of the University from 1926 to 1952.



## GLEN EDWARDS—Safety

**BIRTHDATE**—July 31, 1947

**BIRTHPLACE**—St. Petersburg, Florida

**HOW ACQUIRED**—Free Agent ('71)

**COLLEGE**—Florida A & M

**HEIGHT**—6-0

**WEIGHT**—185

**NFL EXP.**—8

**GAMES PLAYED**—'71 (8), '72 (12),  
'73 (14), '74 (14), '75 (14),  
'76 (14), '77 (13)

**PRO:** Has been one of the best defensive backs in Steeler history and even though he weighs just 185 pounds, typifies the team's aggressive, reckless style . . . Has been one of the most physical players on this great unit . . . Ranks in a tie for third on the Steelers' all-time interception list with 25 and is second in interception yardage with 652 . . . Is 12th in interceptions among active AFC players . . . Was one of the NFL's best punt returners earlier in his career but has not been used in that capacity since 1975 . . . Had great acceleration and seldom made a fair catch . . . Is the team's all-time leader in number of returns with 99 and still ranks 15th among active AFC players with a 9.5 average . . . Signed by Pittsburgh as a free agent in 1971 and became a starter his first season but it was not until 1973 that he developed into a standout . . . His 86-yard interception return that season is the second longest in Steeler history . . . Made big plays in both Steeler Super Bowl wins with interception in the end zone on the final play vs. Dallas in SB X and vicious tackle on his own five yard line which resulted in a turnover vs. Minnesota in SB IX . . . Was voted team MVP in 1974, the first year Pittsburgh won the title . . . Played in Pro Bowl after 1975 and 1976 seasons and had interception in the latter . . . Was selected to a variety of All AFC and NFL 1st and 2nd teams from 1974 thru 1976.

**COLLEGE:** Four year letterman as a running back . . . Ran 75 yards for a TD the first time he carried the ball in college . . . Played under the legendary Jake Gaither . . . Won two letters in track as a sprinter . . . Education major.



**PERSONAL:** Married (Shirley) . . . Has one son (Landrick) and one daughter (Tanisia) . . . Lives in St. Petersburg . . . Nickname is "Pine."

## EDWARDS' PRO RECORD

### Regular Season

INTERCEPTIONS	No.	Yds.	Avg.	LG	TD
1971 Pittsburgh AFC	1	20	20.0	20	0
1972 Pittsburgh AFC	1	14	14.0	14	0
1973 Pittsburgh AFC	6	186	31.0	86t	1
1974 Pittsburgh AFC	5	153	30.6	59	1
1975 Pittsburgh AFC	3	68	22.7	47	0
1976 Pittsburgh AFC	6	95	15.8	55	0
1977 Pittsburgh AFC	3	116	38.7	51	2

**Pro Totals—7 years** 25 652 26.1 86t 2

PUNT RETURNS	No.	FC	Yds.	Avg.	LG	TD
1971 Pittsburgh AFC	1	0	0	0.0	0	0
1972 Pittsburgh AFC	22	19	202	9.2	52	0
1973 Pittsburgh AFC	34	5	336	9.9	44	0
1974 Pittsburgh AFC	16	0	128	8.0	19	0
1975 Pittsburgh AFC	25	3	267	10.7	25	0
1976 Pittsburgh AFC	1	0	8	8.0	8	0

**Pro Totals—7 years** 99 27 941 9.5 52 0

KICKOFF RETURNS	No.	Yds.	Avg.	LG	TD
1971 Pittsburgh AFC	9	198	22.0	29	0
1972 Pittsburgh AFC	1	18	18.0	18	0
1973 Pittsburgh AFC	1	10	10.0	10	0
1974 Pittsburgh AFC	2	31	15.5	19	0

**Pro Totals—7 years** 13 257 19.8 29 0

### Post Season

INTERCEPTIONS	No.	Yds.	Avg.	LG	TD
1972 Pittsburgh AFC	1	28	28.0	28	0
1975 Pittsburgh AFC	1	35	5.0	35	0
1976 Pittsburgh AFC	1	26	26.0	26	0

**Totals** 3 89 29.7 35 0

PUNT RETURNS	No.	FC	Yds.	Avg.	LG	TD
1972 Pittsburgh AFC	4	3	44	11.0	21	0
1973 Pittsburgh AFC	1	0	20	20.0	20	0
1974 Pittsburgh AFC	5	0	30	6.0	15	0
1975 Pittsburgh AFC	4	0	39	9.8	16	0

**Totals** 14 3 133 9.5 21 0

## EDWARDS' SINGLE GAME CAREER HIGHS

### Regular Season

**Most Ints.—**2 (3 times) **Most Yds. Ints.—**86 (9-30-73 vs. Hou.) **Most TDs—**1 (twice) **Most Punt Ret.**—5 (3 times) **Most Yds. Punt Ret.**—96 (10-21-73 vs. NYJ).

### Post Season

**Most Ints.—**1 (3 times) **Most Yds. Ints.—**35 (1-18-76 vs. Dal.) **Most Punt Ret.**—3 (12-23-72 vs. Oak.) **Most Yds. Punt Ret.**—39 (12-23-72 vs. Oak.)



## RICK ENGLES—Punter

**BIRTHDATE**—August 18, 1954

**BIRTHPLACE**—Tulsa, Oklahoma

**HOW ACQUIRED**—Free Agent ('77)

**COLLEGE**—Tulsa

**HEIGHT**—5-11

**WEIGHT**—175

**NFL EXP.**—3

**GAMES PLAYED**—'76 (14), '77 (1)

**PRO:** Signed with Steelers as a free agent for final regular season game after Bobby Walden sustained a knee injury . . . After having punt blocked which set up first Denver TD, his 55-yarder gave Pittsburgh field position that enabled them to tie the game at 21-21 for the final time . . . Was drafted in the third round by Seattle in 1976 and was the punter their entire first season . . . Had two punts blocked . . . Has ability to pass or run.

**COLLEGE:** Three year regular . . . Named to Sporting News All America and All Missouri Valley Conference 1st teams in senior season . . . Average of 46.5 that was second in the nation and a school record. . . Holds mark for most career punts with 151 . . . Was a placekicker also and his 49-yard field goal in 1975 is another school best . . . Averaged 40.5 as a junior and 36.8 as a sophomore

*Continued . . .*

Continued . . .

. . . Played in 1976 College All Star game against the Steelers . . . Physical Education major.

**PERSONAL:** Married (Deborah) . . . Lives in Tulsa . . . Is an elementary physical education teacher in off-season.


### ENGLES'S PRO RECORD

#### Regular Season

PUNTING	No.	Yds.	Avg.	LG
1976 Seattle NFC	80	3067	38.3	55
1977 Pittsburgh AFC	5	169	33.8	48
<b>Pro Totals—2 years</b>	<b>85</b>	<b>3236</b>	<b>38.1</b>	<b>55</b>

#### Post Season

PUNTING	No.	Yds.	Avg.	LG
1977 Pittsburgh AFC	5	204	40.8	55



### STEVE FURNESS—DT-DE

**BIRTHDATE**—December 5, 1950

**BIRTHPLACE**—Providence, Rhode Island

**HOW ACQUIRED**—Draft (5th in '72)

**COLLEGE**—Rhode Island

**HEIGHT**—6-4

**WEIGHT**—255

**NFL EXP.**—7

**GAMES PLAYED**—'72 (2), '73 (6), '74 (14), '75 (14), '76 (9), '77 (14)

**PRO: PRO:** Became a full-time regular for the first time in his career in 1977 and started every pre- and regular season game as well as the playoff contest . . . Started eight games at RT, one at LT and five, including the playoff, at LE for injured L. C. Greenwood . . . Led team in QB sacks with 8½ plus one in playoffs and was top defensive lineman in total tackles . . . In three different games was in on two sacks . . . Although he is most effective at DT, he has played almost as much on the outside the past two seasons . . . All three of his starts were at DE in 1976 when an ankle injury sidelined him for five games . . . Had best season of his career prior to last year when he filled in for Joe Greene in 1975 and became one of the most valuable players on the Steelers second Super Bowl team . . . Started six regular season games that year and was third on the team in sacks with 6½ . . . Played entire second half of SB X vs. Dallas and led all Steeler linemen in tackles . . . Is now one of the best and most versatile defensive linemen in the NFL and at 27 figures very prominently in Pittsburgh's drive to recapture NFL title . . . Has exceptional strength and with experience is now All Pro material . . . Prior to 1975 had been primarily a special teams player.

**COLLEGE:** All New England and All Yankee Conference in 1971 . . . Played FB, TE and OT . . . Lettered in track as a hammer thrower and passed up the 1972 Olympic trials to play with the Steelers . . . Honor student . . . Physical Education major.

**PERSONAL:** Married (Deborah) . . . Has one son (Zachary, born 2-3-77) . . . Lives in McMurray, Pa. . . Is a salesman for Prudential Realty of Pittsburgh in the off-season.



### ROY GERELA—Placekicker

**BIRTHDATE**—April 2, 1948

**BIRTHPLACE**—Sarrail, Alberta, Canada

**HOW ACQUIRED**—Waivers (Hou. in '71)

**COLLEGE**—New Mexico State

**HEIGHT**—5-10

**WEIGHT**—185

**NFL EXP.**—10

**GAMES PLAYED**—'69 (14), '70 (14), '71 (14), '72 (14), '73 (14), '74 (14), '75 (14), '76 (14), '77 (14)

**PRO:** Attempted an NFL-low 14 field goals in 1977 and had one mid-season stretch of five straight games in which he did not try any . . . As a result, his scoring dropped to a career-low 61 points and he fell out of the AFC's top five scorers for the first time in six years as he

finished 12th . . . Kicked 9 of 14 field goal attempts for 64% which was slightly higher than his career average of 63% . . . Opened the season with 49 and 47 yard field goals against San Francisco and then had just four chances (made one) in the next nine games . . . Ended 1977 regular season with six straight successful attempts, including a season-high three in the Seattle game, before missing on a 51-yarder in the finale at San Diego . . . His points provided the winning margin in the Steelers' final three 1977 victories . . . Moved up two notches to 14th on the all-time scoring list with 814 points and can climb another three places to 11th with a normal season which would enable him to pass Don Hutson (823), Pete Gogolak (863) and Bobby Walston (881) . . . Is the NFL's fourth and the AFC's third leading active scorer . . . Is the Steelers' career leader in points (651), field goals (134), field goal attempts (201), extra points (249), extra point attempts (261) and FG percentage (67.2) . . . Holds team single season records for points (123 in '73), field goals (29 in '73), field goal attempts (43 in '73), extra points (44), extra point attempts (46) and FG percentage (81.0 in '75) . . . Led team in scoring five straight seasons (1971-75) and is the only Steeler to ever score 100 points in a season . . . Is also the only Pittsburgh player to ever lead the conference in scoring . . . Did it first in 1973 with a team-record 123 points and repeated the following season with 93 . . . Topped the AFC in field goals three years in a row (1972-74) . . . Painful calf and groin injuries in the middle of the 1976 season affected his efficiency and kept him out of the AFC championship game with Oakland . . . These carried over into last season and in part accounted for his infrequent appearances until late in the season . . . Played two years with Houston before being claimed on waivers by the Steelers . . . Had been the Oilers' fourth draft choice in 1969 and kicked a career high five field goals in one game against Miami that year . . . His 50-yarder that season against Cincinnati is the longest of his career . . . Did the Oilers' punting his first season and averaged 40.4 . . . Last season's 49-yard FG vs. SF matches his longest as a Steeler which he has done three times . . . Has kicked four FGs in one game five times with the Steelers and shares the team single-game record with Lou Michaels . . . Kicked FGs in 18 straight games during the 1972-73 seasons . . . Longest string of consecutive extra points has been 106 straight . . . Received All Pro honors four straight years (1972-75) and played in the Pro Bowl in 1973 and 1975 . . . Wears contact lenses.

**COLLEGE:** Three year regular as DB and punter . . . Did not placekick until senior season . . . Lettered in baseball and soccer . . . Education major.

**PERSONAL:** Single . . . Lives in North Vancouver, B.C. . . . Went to high school in Hawaii.

### GERELA'S PRO RECORD

Regular Season					
SCORING	PAT		FG		Total
1969 Houston AFL	29-29		19-40		86
1970 Houston AFC	23-23		18-32		77
1971 Pittsburgh AFC	27-27		17-27		78
1972 Pittsburgh AFC	35-36		28-41		119
1973 Pittsburgh AFC	36-37		29-43		123
1974 Pittsburgh AFC	33-35		20-28		93
1975 Pittsburgh AFC	44-46		17-21		95
1976 Pittsburgh AFC	40-43		14-26		82
1977 Pittsburgh AFC	34-37		9-14		61
<b>Pro Totals—9 years</b>	<b>301-313</b>		<b>171-272</b>		<b>814</b>
FIELD GOALS	1-19	20-29	30-39	40-49	over 50
1969 Houston AFL	9-9	5-6	3-11	1-8	1-6
1970 Houston AFC	5-5	4-5	6-8	3-14	0-0
1971 Pittsburgh AFC	5-6	5-7	4-7	3-6	0-1
1972 Pittsburgh AFC	9-9	8-10	8-12	3-9	0-1
1973 Pittsburgh AFC	9-10	10-12	5-9	5-12	0-0
1974 Pittsburgh AFC	0-0	8-9	8-12	4-6	0-1
1975 Pittsburgh AFC	4-4	7-7	5-7	1-2	0-1
1976 Pittsburgh AFC	1-1	3-7	6-10	4-7	0-1
1977 Pittsburgh AFC	0-0	4-5	2-2	3-6	0-1
<b>Pro Totals—9 years</b>	<b>42-44</b>	<b>54-68</b>	<b>47-78</b>	<b>27-70</b>	<b>1-12</b>

*Continued . . .*

Continued . . .

		Post Season			
SCORING		PAT	FG	Total	
1972 Pittsburgh AFC		3-3	3-5	12	
1973 Pittsburgh AFC		2-2	0-0	2	
1974 Pittsburgh AFC		7-9	3-5	16	
1975 Pittsburgh AFC		6-8	3-7	15	
1976 Pittsburgh AFC		3-4	2-2	9	
1977 Pittsburgh AFC		3-3	0-0	3	
Totals		24-29	11-19	57	
FIELD GOALS		1-19	20-29	30-39	40-49 over 50
1972 Pittsburgh AFC		2-2	1-1	0-0	0-1
1974 Pittsburgh AFC		0-0	3-4	0-1	0-0
1975 Pittsburgh AFC		1-1	0-0	2-4	0-0
1976 Pittsburgh AFC		0-0	1-1	0-0	0-0
1977 Pittsburgh AFC		0-0	0-0	0-0	0-0
Totals		3-3	5-6	2-5	1-4 0-1

### GERELA'S SINGLE GAME CAREER HIGHS

#### Regular Season

**Most Pts.**—16 (9-28-69, Hou. vs. Mia.) **Most FGs**—5 (9-28-69, Hou. vs. Mia.) **Most XPs**—6 (11-7-76 vs. KC) **Longest FG**—50 yds. (11-9-69 vs. Cin.)

#### Post Season

**Most Pts.**—8 (12-22-74 vs. Buf.) **Most FGs**—2 (3 times) **Most XPs**—4 (12-27-75 vs. Balt.) **Longest FG**—45 yds. (12-19-76 vs. Balt.)



## JOE GREENE—Defensive Tackle

**BIRTHDATE**—September 24, 1946

**BIRTHPLACE**—Temple, Texas

**HOW ACQUIRED**—Draft (1st in '69)

**COLLEGE**—North Texas State

**HEIGHT**—6-4

**WEIGHT**—260

**NFL EXP.**—10

**GAMES PLAYED**—'69 (14), '70 (14), '71 (14), '72 (14), '73 (14), '74 (14), '75 (10), '76 (14), '77 (13)

**PRO:** One of the greatest defensive players in pro football history and a future Hall of Famer . . . Was Chuck Noll's first draft choice in 1969 and the foundation in building the great Steeler defense . . . Was very instrumental in turning the team around and a dominant force in leading it to six straight playoff appearances and two NFL titles . . . He, Greenwood and Kolb are the only players remaining from the 1969 draft . . . Was the first defensive lineman drafted and the fourth player overall . . . At 32, he and Greenwood are the oldest defensive regulars . . . Was an immediate star as a rookie . . . Selected as the NFL's Defensive Rookie of the Year in 1969, the first of three Steelers to win the honor in six years, and played in the Pro Bowl . . . Was named to the All AFC 1st team in 1970 and from 1971 through 1975 was a near-unanimous All NFL choice . . . Won the George Halas Award in 1972 and 1974 as the NFL's Most Valuable Defensive Player and he and Minnesota's Alan Page are the only players to win it twice . . . Also chosen as the AP Defensive Player of the Year and UPI Lineman of the Year in 1972 as the Steelers made the playoffs for the first time in their 40 years of existence . . . Played one of the greatest games of his career that year against Houston when the team was decimated by injuries and needed a victory to remain in first place . . . Had five QB sacks and recovered a fumble which he had forced . . . His 11 sacks led the team that year and are a career-high . . . Was outstanding during the middle of the 1974 season when the Steelers won seven of eight games to take command of their division race and set the stage for their first Super Bowl title . . . Had an interception and a fumble recovery which he lateraled for the winning TD in the Steelers' first win in Cleveland in ten years . . . That was the year he started lining up at a sharp angle between the center and guard which has the effect of disrupting the blocking assignments and was unstoppable in the postseason, particularly against Oakland and Minnesota . . . In SB IX had an interception and a fumble recovery on the Steeler five yard line . . . Won the Dapper Dan Award as Pittsburgh's Outstanding Sports

Figure of 1974 . . . Never missed a game until his seventh season when a groin injury and a pinched nerve in his left shoulder ended his consecutive game streak at 91 in 1975 and made him available only on a limited basis for the balance of that season . . . Missed four regular season games and the playoff game with Baltimore . . . Could not go all the way in the Oakland and Dallas postseason contests . . . Gradually regained his form in 1976 and rebounded to make the Pro Bowl . . . Led the team in sacks for the second time with all six coming in the final seven regular season games as he helped spark a comeback in which the Steelers won their last nine games . . . Cut his weight 15 pounds to 260 in 1977 and turned in a solid performance and regained his All Pro status by being named to AP's All NFL 1st team and UPI's All AFC 1st team . . . For the first time in his career was not selected to the AFC Pro Bowl team, ending a streak of eight straight appearances and leaving him one short of Ernie Stautner's team record of nine . . . Was named Defensive Captain last year, succeeding Andy Russell . . . At the peak of his career could dominate a game single-handedly but now is most effective when playing a team defense and utilizing his experience . . . Is still double teamed most of the time . . . Combines great physical assets of speed, quickness and strength . . . Has exceptional leadership qualities and is one of the most unselfish of the great athletes.

**COLLEGE:** Consensus All America 1st team in 1968 . . . Unanimous choice as the top defensive lineman in the nation that year . . . 1st team All Missouri Valley Conference for three years . . . MVC Athlete of the Year in 1968 . . . Played in East-West game and was voted the Outstanding South lineman in the Senior Bowl . . . Selected but did not play in the College All Star and Coaches All America games . . . Physical Education major.

**PERSONAL:** Married (Agnes) . . . Has two sons (Charles, 10 and Edward, 9) and one daughter (Jo Quel, 5) . . . Lives in the Dallas suburb of Duncanville . . . Spends the off-season making personal appearances and is an excellent speaker . . . Has appeared in some movies in very minor roles.



## L. C. GREENWOOD—Defensive End

**BIRTHDATE**—September 8, 1946

**BIRTHPLACE**—Canton, Mississippi

**HOW ACQUIRED**—Draft (10th in '69)

**COLLEGE**—Arkansas AM & N

**HEIGHT**—6-6½

**WEIGHT**—250

**NFL EXP.**—10

**GAMES PLAYED**—'69 (14), '70 (12),  
'71 (14), '72 (13), '73 (14), '74 (14),  
'75 (14), '76 (13), '77 (9)

**PRO:** Had an off-season in 1977 when a knee injury in the eighth game sidelined him for five games and ended his chances for a fifth straight All Pro season . . . Came back and played very well in the final regular season and playoff games . . . QB sacks fell to 2½ which gives him a career total of 45½ . . . Has been a key player in the Steelers' great success since 1972 and the team needs a return to form by him to make it all the way back to the top . . . Had his best seasons in the Super Bowl years of 1974 and 1975 when he was considered the NFL's top DE and was recognized accordingly by being named to more All Pro teams than any other player at his position . . . Had combined with Joe Greene and Jack Ham to give the Steeler defense an almost impregnable left side . . . Tremendous quickness and great height makes him one of pro football's most effective pass rushers . . . Quickness also provides him with tremendous range on running plays . . . Became a starter in 1971 . . . Led team in sacks with a career-high 11 and topped NFL in opponents fumbles recovered with five, tying a team record . . . Won All AFC honors for the first time in 1973 . . . Had two of the best games of his career and was the outstanding defensive lineman in both Super

*Continued . . .*

Continued . . .

Bowls . . . In SB IX batted down three of Fran Tarkenton's passes and received considerable support for game MVP . . . Sacked Roger Staubach three times in SB X . . . Played in the Pro Bowl four straight years until last season and recovered a fumble that led to TD and AFC victory in 1977 game . . . Chronically bad ankles prevent him from practicing much of the time . . . With Greene and Kolb is one of three players remaining from Noll's first draft . . . Wears contact lenses.

**COLLEGE:** Three year regular as DE and DT . . . Ebony All America and Defensive MVP in senior year . . . Went to college on an academic scholarship . . . Vocational Education major.

**PERSONAL:** Single . . . Lives in Pittsburgh . . . Taught school earlier in his career in the off-seasons . . . Is active with the National Alliance of Business . . . Was in the Super Star team competition in 1975 and 1976.



## RANDY GROSSMAN—Tight End

**BIRTHDATE**—September 20, 1952

**BIRTHPLACE**—Philadelphia, Pa.

**HOW ACQUIRED**—Free Agent ('74)

**COLLEGE**—Temple

**HEIGHT**—6-1

**WEIGHT**—215

**NFL EXP.**—5

**GAMES PLAYED**—'74 (14), '75 (14), '76 (14), '77 (13)

**PRO:** Played more than at any time in his career in 1976 and when Larry Brown moved to OT was expected to see more action in 1977 but was used surprisingly little until latter part of the season . . . Played exclusively on the special teams and as a blocker on short-yardage situations until the eleventh game . . . Caught his first passes of the season in that game but his reception total was the lowest of career . . . Started three games as compared to six in 1976 . . . Had his best season that year with 15 receptions and this total could have been more if Bradshaw had not been injured which forced Steelers to run the ball more . . . His seven receptions against New England that year are the most by a Steeler since 1971 . . . Had a great postseason in 1975 with four important catches in the AFC title game against Oakland and another reception for the first Pittsburgh TD in SB X against Dallas . . . Is a valuable player whose versatility enables him to contribute in many areas . . . Is one of the NFL's most sure-handed receivers who has the ability to get open . . . Is a strong, determined runner who does not go down easily . . . Plays well on the special teams.

**COLLEGE:** Three year starter . . . Had career totals of 89 receptions for 1,505 yards and 10 TDs . . . Made 1st team All East and All Pennsylvania and AP All America 3rd team in 1973 . . . Played in North-South Shrine game . . . English Education major.

**PERSONAL:** Married (Anne) . . . Has one son (Oliver Daniel, 3) . . . Lives in Havertown, Pa.

### GROSSMAN'S PRO RECORD

#### Regular Season

RECEIVING	No.	Yds.	Avg.	LG	TD
1974 Pittsburgh AFC	13	164	12.6	32	0
1975 Pittsburgh AFC	11	135	12.3	21	1
1976 Pittsburgh AFC	15	181	12.1	35	1
1977 Pittsburgh AFC	5	57	11.4	20	0
<b>Pro Totals—4 years</b>	<b>44</b>	<b>537</b>	<b>12.2</b>	<b>35</b>	<b>2</b>

#### Post Season

RECEIVING	No.	Yds.	Avg.	LG	TD
1974 Pittsburgh AFC	0	0	0.0	0	0
1975 Pittsburgh AFC	5	43	8.6	14	1
1976 Pittsburgh AFC	0	0	0.0	0	0
1977 Pittsburgh AFC	1	7	7.0	7	0
<b>Totals</b>	<b>6</b>	<b>50</b>	<b>8.3</b>	<b>14</b>	<b>1</b>

### GROSSMAN'S SINGLE GAME CAREER HIGHS

#### Regular Season

**Most Receptions**—7 (9-26-76 vs. NE) **Most Yds. Rec.**—67 (9-26-76 vs. NE)  
**Most TDs**—1 (twice)



## Post Season

**Most Receptions**—4 (1-4-76 vs. Oak.) **Most Yds. Rec.**—36 (1-4-76 vs. Oak.)  
**Most TDs**—1 (1-18-76 vs. Dal.)



## JACK HAM—Linebacker

**BIRTHDATE**—December 23, 1948

**BIRTHPLACE**—Johnstown, Pa.

**HOW ACQUIRED**—Draft (2nd in '71)

**COLLEGE**—Penn State

**HEIGHT**—6-1

**WEIGHT**—225

**NFL EXP.**—8

**GAMES PLAYED**—'71 (14), '72 (14), '73 (13),  
'74 (14), '75 (14), '76 (14), '77 (14)

**PRO:** Has been a standout since his first season and is one of the best linebackers of all-time . . . Has great natural athletic ability and works year-round to maintain his All Pro status . . . Has exceptional mobility, quickness and speed . . . Is a very intelligent football player who rarely makes a mistake . . . Has an innate ability to diagnose plays and quickly read what the offense is doing . . . Plays the run and the pass equally well and has a knack for making the big-play . . . His strength is his consistency which results in top level performances game after game . . . Is very versatile and plays on the punt return team to take advantage of his ability to block kicks . . . Is very durable and has missed just one game in seven seasons . . . For the fourth year in a row was selected to more major All Pro teams than any other OLB in 1977 . . . Was named to AP, Pro Football Writers, Pro Football Weekly and Football News All NFL 1st teams and UPI, NEA, Sporting News and Pro Football Weekly All AFC 1st teams . . . Was second on the team in total tackles and added nine unassisted ones in the playoff game with Denver . . . Had four interceptions to raise career total to 23 which is the sixth most in team history and the highest ever by a Pittsburgh LB . . . Ranks 22nd among all active AFC players and is second in the NFL among LBs behind Mike Curtis who has 24 . . . Had four more in postseason play . . . All four of his 1977 interceptions came in Steeler victories . . . The one in the first Cincinnati game set up the game's first TD . . . His two steals in the second Cleveland game marked the third time in his career he had two interceptions in one game . . . The first two times occurred in 1974 against KC in a regular season game and against Oakland in the AFC championship game which sparked the Steelers to their first Super Bowl appearance . . . Has been a starter since his rookie season and an All Pro since 1972 when he led all NFL LBs in interceptions with a career-high of seven . . . Repeated this feat in 1974 with five . . . Topped team in opponents fumbles recovered in 1972 with four and has a career total of 11 . . . Has scored two TDs in pro career on a 32-yard interception vs. NE in 1972 and a fumble recovery vs. Houston in 1973 . . . Was named the Football News Defensive Player of the Year in 1975 . . . Was selected to the Pro Bowl for the fifth straight time in 1977 . . . Served as a co-captain and had an interception . . . Has been one of the key players in the Steelers' great success defensively . . . Has Hall of Fame credentials.

**COLLEGE:** Three year letterman . . . Defensive captain in senior year . . . Near-unanimous All America in 1970 . . . Starred in 1969 and 1970 Orange Bowls . . . Named the Outstanding Defensive Player in the Hula Bowl and played in the East-West game . . . Insurance and Real Estate major.

**PERSONAL:** Married (Joanne) . . . Lives in Pittsburgh . . . Works in sales for the Neville Coal Co . . . Is one of the best racquet ball players in the Pittsburgh area.

## HAM'S PRO RECORD

### Regular Season

INTERCEPTIONS	No.	Yds.	Avg.	LG	TD
1971 Pittsburgh AFC	2	4	2.0	4	0
1972 Pittsburgh AFC	7	83	11.9	32t	1
1973 Pittsburgh AFC	2	30	15.0	27	0
1974 Pittsburgh AFC	5	13	2.6	10	0
1975 Pittsburgh AFC	1	2	2.0	2	0

*Continued . . .*

Continued . . .

1976 Pittsburgh AFC	2	13	6.5	13	1
1977 Pittsburgh AFC	4	17	4.3	9	0
<b>Pro Totals—7 years</b>	<b>23</b>	<b>162</b>	<b>7.0</b>	<b>32t</b>	<b>1</b>
<b>Post Season</b>					
<b>INTERCEPTIONS</b>	<b>No.</b>	<b>Yds.</b>	<b>Avg.</b>	<b>LG</b>	<b>TD</b>
1972 Pittsburgh AFC	1	0	0.0	0	0
1974 Pittsburgh AFC	2	19	9.5	19	0
1975 Pittsburgh AFC	1	6	6.0	6	0
1977 Pittsburgh AFC	0	0	0.0	0	0
<b>Totals</b>	<b>4</b>	<b>25</b>	<b>6.3</b>	<b>19</b>	<b>0</b>

## HAM'S SINGLE GAME CAREER HIGHS

### Regular Season

**Most Ints.**—2 (10-13-74 vs. KC) **Most Yds.** **Ints.**—32 (10-22-72 vs. NE)

**Most TDs**—1 (10-22-72 vs. NE)

### Post Season

**Most Ints.**—2 (12-29-74 vs. Oak.) **Most Yds.** **Ints.**—19 (12-29-74 vs. Oak.)



## FRANCO HARRIS—Running Back

**BIRTHDATE**—March 7, 1950

**BIRTHPLACE**—Fort Dix, New Jersey

**HOW ACQUIRED**—Draft (1st in '72)

**COLLEGE**—Penn State

**HEIGHT**—6-2

**WEIGHT**—225

**NFL EXP.**—7

**GAMES PLAYED**—'72 (14), '73 (12), '74 (12), '75 (14), '76 (14), '77 (14)

**PRO:** In just six seasons has become one of the greatest and most consistent running backs in pro football history . . . With 6,295 yards is the ninth leading rusher of all-time after beginning the 1977 season in 24th place . . . Another 1,000-yard season will vault him into fifth place, passing Floyd Little (6,323), John Henry Johnson (6,803), Larry Csonka (6,933) and Leroy Kelly (7,274) . . . O. J. Simpson (10,183) and Csonka are the only active players with more yards rushing . . . Has a good chance to eventually become the third best of all-time . . . In 1977 had his second highest total of his career with 1,162 yards and finished second in the AFC and fourth in the NFL . . . Set a team record with 300 attempts . . . Led team in rushing in 12 of 14 regular season games . . . Carried 20 or more times in ten games . . . Ran for a single game career-high of 179 yards in the Dallas victory, including a 61-yard TD run which was the second longest of his career . . . Joined Jimmy Brown (7,459) and O. J. Simpson (6,306) as the only players to rush for 6,000 yards in their first six seasons . . . Needs 705 to equal that pair's feat for being the only players to rush for 7,000 yards in their first seven seasons . . . Brown had 9,322 and Simpson 8,123 . . . Became the fourth player to ever gain 1,000 yards five or more times and if he does it again could break the tie he shares with Simpson and Jim Taylor for the second most and move to within one of Brown's all-time record of seven 1,000-yard seasons . . . Added three 100-yard games last season to run his total to 28 which is the third highest behind Brown (58) and Simpson (41) . . . Has been named to the AFC Pro Bowl team every year he has played and made it for the sixth straight time last season . . . Could not play in the 1977 game because of a rib injury suffered in the playoffs vs. Baltimore . . . In 1977 led the Steelers in scoring for the second straight year and was second in the AFC in TDs with 11 after tying for the NFL lead in 1976 with a team record 14 . . . Career point total (336) is the second highest in Steeler history . . . His 56 TDs are the most by a Pittsburgh player . . . Made more All NFL teams last season than in any previous year of his career . . . Was named to All NFL 1st teams by AP, Pro Football Writers and Pro Football Weekly and All AFC 1st teams by UPI, NEA, Sporting News and Pro Football Weekly . . . Had a sensational first season when he was named to the AFC Rookie of the Year in 1972 . . . Was the fifth player in history to gain 1,000 yards in his first season . . . Was fourth in rushing in AFC and had highest average per attempt (5.6) of any regular RB in the NFL . . . Led NFL with seven 100-yard games,

including six in a row . . . Had 75-yard scoring run against Cleveland for the longest of his career . . . Was on the receiving end of 60-yard "Immaculate Reception" to beat Oakland in the final five seconds of playoff game that season . . . Played with injuries most of 1973 and it was the only season he did not finish fourth or higher in rushing in the AFC . . . Ran for 343 yards in three 1974 postseason games with back-to-back 100-yard efforts against Oakland (111) and Minnesota (158) . . . Latter earned him MVP award in Super Bowl IX . . . Had his highest rushing total in 1975 with 1,246 yards and ranked second in NFL and AFC . . . In 1976 set an NFL record with 41 rushing attempts (for 143 yards) against Cincinnati . . . Is team's all-time leader in rushing (6,295), attempts (1,435), average (4.4) and TDs rushing (53) . . . Is 16th leading active scorer in AFC and ranks fifth among non-kickers . . . Has scored two TDs in a game 14 times and has had three twice, both against Buffalo with most recent being in 1974 playoff game which is an AFC playoff mark . . . With 53 TDs rushing is seventh on the all-time list behind Jim Brown (106), Jim Taylor (83), Leroy Kelly (74) Steve Van Buren (69), Lenny Moore (63) and O. J. Simpson (57) . . . Has been one of the most productive big-game RB in pro football history . . . Is NFL's all-time postseason rushing leader with 1,050 yards . . . Gained 92 in 1977 playoff game against Denver . . . It was the tenth time in 11 post season games he has led both teams in rushing . . . His 258 rushing attempts, four 100-yard games and nine TDs rushing are also NFL all-time postseason highs . . . Holds all-time AFC Divisional playoff rushing records for most rushing attempts, career (125), game (28), most yards gained, career (544), game (153 vs. Balt. in 1975), longest run from scrimmage (50 yards vs. Balt. in 1976), TDs, career (5) . . . Owns AFC Championship game record of 29 rushing attempts (for 111 yards) vs. Oakland in 1974 . . . Holds one game Super Bowl records for rushing (158) and attempts (34), both against Minnesota in SB IX . . . Also has Super Bowl career record for carries (61) and is second in rushing average with 240 . . . Has been a more productive player in the second half of each season . . . Was the first RB and the 13th player selected in the 1972 draft . . . The Steelers have been in the playoffs every season he has been with the team and had never made them prior to that . . . Has the rare combination of power, speed and exceptional cutting ability . . . Was elected Dodge-NFL Man of the Year in national balloting in 1976 . . . Named Pittsburgh's Outstanding Sportsman by the Dapper Dan Club in 1977 and the Vince Lombardi Award from the Wisconsin Pro Football Writers.

**COLLEGE:** Three year letterman . . . Gained 2,002 yards on 380 rushes for 5.3 average and 24 TDs . . . Had five 100-yard games with single game high being 145 yards . . . Is still fifth leading rusher in school history . . . Scored four TDs vs. Iowa in 1971 . . . Was 2nd team All East and AP Honorable Mention All America in 1969 . . . Played in 1970 Orange Bowl and 1972 Cotton Bowl . . . Scored two TDs in Senior Bowl and played in College All Star game . . . Hotel and Restaurant Management major.

**PERSONAL:** Single . . . Lives in Pittsburgh . . . Toured military bases in the Far East in 1974 . . . Participated in individual Super Star competition in 1974, 1975 and 1978 and team competition in 1975 and 1976 . . . Was a high school All America . . . Father is a retired Army career man . . . Is one of nine children . . . Brother Pete is a DB at Penn State.

#### HARRIS' PRO RECORD Regular Season

RUSHING	Att.	Yds.	Avg.	LG	TD
1972 Pittsburgh AFC	188	1055	5.6	75t	10
1973 Pittsburgh AFC	188	698	3.7	35	3
1974 Pittsburgh AFC	208	1006	4.8	54	5
1975 Pittsburgh AFC	262	1246	4.8	36	10
1976 Pittsburgh AFC	289	1128	3.9	30	14
1977 Pittsburgh AFC	300	1162	3.9	61t	11
<b>Pro Totals—6 years</b>	<b>1435</b>	<b>6295</b>	<b>4.3</b>	<b>75t</b>	<b>53</b>

(100-yard games: 1972-7; 1973-2; 1974-4; 1975-6; 1976-6; 1977-3)

Continued . . .

RECEIVING	No.	Yds.	Avg.	LG	TD
1972 Pittsburgh AFC	21	180	8.6	29	1
1973 Pittsburgh AFC	10	69	6.9	19	0
1974 Pittsburgh AFC	23	200	8.7	31t	1
1975 Pittsburgh AFC	28	214	7.6	44t	1
1976 Pittsburgh AFC	23	151	6.6	39	0
1977 Pittsburgh AFC	11	62	5.6	15	0

**Pro Totals—6 years** 116 876 7.5 44t 3

KICKOFF RETURNS	No.	Yds.	Avg.	LG	TD
1972 Pittsburgh AFC	8	183	22.9	32	0
1973 Pittsburgh AFC	1	23	23.0	23	0
1975 Pittsburgh AFC	1	27	27.0	27	0

**Pro Totals—6 years** 10 233 23.3 32 0

#### Post Season

RUSHING	Att.	Yds.	Avg.	LG	TD
1972 Pittsburgh AFC	34	140	4.1	14	0
1973 Pittsburgh AFC	10	29	2.9	8	0
1974 Pittsburgh AFC	87	343	3.9	25	6
1975 Pittsburgh AFC	81	314	3.9	25	2
1976 Pittsburgh AFC	18	132	7.3	50	0
1977 Pittsburgh AFC	28	92	3.3	20	1

**Totals** 258 1050 4.0 50 9

(100-yard games: 1974-2; 1975-1; 1976-1)

RECEIVING	No.	Yds.	Avg.	LG	TD
1972 Pittsburgh AFC	7	99	14.1	60t	1
1974 Pittsburgh AFC	1	5	5.0	5	0
1975 Pittsburgh AFC	6	84	14.0	26	0
1976 Pittsburgh AFC	3	24	8.0	15	0
1977 Pittsburgh AFC	4	20	5.0	12	0
<b>Totals</b>	21	232	11.0	60t	1

### HARRIS' SINGLE GAME CAREER HIGHS

#### Regular Season

**Most Yds. Rush.**—179 (11-20-77 vs. Dal.) **Most Rush. Atts.**—41 (10-17-76 vs. Cin.) **Most TDs Rush.**—2 (14 times) **Most Receptions.**—9 (9-22-74 vs. Den.) **Most Yds. Rec.**—84 (9-22-74 vs. Den.) **Most TDs Rec.**—1 (3 times)

#### Post Season

**Most Yds. Rush.**—158 (1-12-75 vs. Minn.) **Most Rush. Atts.**—34 (1-12-75 vs. Minn.) **Most TDs Rush.**—3 (12-22-74 vs. Buf.) **Most Receptions.**—5 (twice) **Most Yds. Rec.**—96 (12-23-74 vs. Oak.) **Most TDs Rec.**—1 (12-23-72 vs. Oak.)

### HARRIS' 100-YARD GAMES

#### Regular Season

Game	Date	Opponent	Att.	Yds.	Avg.	LG	TD
5	10-15-72	Houston (H)	19	115	6.1	15	1
7	10-29-72	Buffalo (A)	15	138	9.2	30	2
8	11-5-72	Cincinnati (H)	15	101	6.7	31	1
9	11-12-72	Kansas City (H)	17	134	7.9	45	1
10	11-19-72	Cleveland (A)	12	136	11.3	75t	1
11	11-26-72	Minnesota (H)	17	128	7.5	61	1
12	12-3-72	Cleveland (H)	20	102	5.1	11	2
6	10-21-73	New York Jets (H)	25	102	4.1	19	1
12	12-3-73	Miami (A)	15	105	7.0	21	1
7	10-28-74	Atlanta (H)	28	141	5.4	22	1
10	11-17-74	Cleveland (A)	23	156	6.8	54	0
11	11-25-74	New Orleans (A)	19	114	6.0	20	0
13	12-8-74	New England (A)	29	136	4.7	25	1
7	11-2-75	Cincinnati (A)	27	157	5.8	26	0
9	11-16-75	Kansas City (H)	17	119	7.0	29	0
10	11-24-75	Houston (A)	21	149	7.0	36	2
12	12-7-75	Cleveland (H)	25	103	4.1	21	2
13	12-13-75	Cincinnati (H)	20	118	5.9	17	2
14	12-20-75	Los Angeles (A)	21	126	6.0	16	0
2	9-19-76	Cleveland (H)	25	118	4.7	30	1
6	10-17-76	Cincinnati (H)	41	143	3.5	13	2
7	10-24-76	New York Giants (A)	27	106	3.9	14	2
9	11-7-76	Kansas City (A)	23	117	5.1	25	2
10	11-14-76	Miami (H)	22	110	5.0	26	1
14	12-11-76	Houston (A)	23	104	4.8	14	1
1	9-19-77	San Francisco (H)	27	100	3.7	14t	2
10	11-20-77	Dallas (H)	29	179	6.1	61t	2
12	12-4-77	Seattle (H)	23	103	4.4	11	0

#### Post Season

12-29-74	Oakland (A)	29	111	3.8	21t	2
1-12-75	Minnesota (A)	34	158	4.7	25	1
12-27-75	Baltimore (H)	27	153	5.7	22	1
12-19-76	Baltimore (A)	18	132	7.3	50	1

## HARRIS VS. OTHER NFL TEAMS

### Regular Season

TEAMS	G.	Att.	Yds.	Avg.	LG	TD	100 Yd. Games	Best Game
Atlanta	1	28	141	5.4	22	1	1	141 ('74)
Baltimore	2	33	134	4.1	21	3	0	85 ('77)
Buffalo	2	33	222	11.5	30	4	1	138 ('72)
Chicago	1	17	41	2.4	9	1	0	41 ('75)
Cincinnati	11	238	1003	4.2	31	7	4	157 ('75)
Cleveland	12	193	1025	5.3	75t	10	5	136 ('72)
Dallas	2	32	195	6.1	61t	2	1	179 ('77)
Denver	4	107	257	2.4	17	0	0	70 ('74)
Green Bay	1	8	16	2.0	11	0	0	16 ('75)
Houston	11	187	793	4.2	40	6	3	149 ('75)
Kansas City	3	57	370	6.5	45	3	3	134 ('72)
Los Angeles	1	21	126	6.0	16	0	1	126 ('75)
Miami	2	37	215	5.8	26	2	2	110 ('76)
Minnesota	2	34	162	4.8	61	1	1	128 ('72)
New England	3	59	241	4.1	25	3	1	136 ('74)
New Orleans	1	19	114	6.0	20	0	1	114 ('74)
N. Y. Giants	1	27	106	3.9	14	2	1	106 ('76)
N. Y. Jets	3	60	246	4.1	19	2	1	102 ('73)
Oakland	5	65	243	3.7	25	2	0	77 ('73)
Philadelphia	1	20	70	3.5	11	1	0	70 ('74)
St. Louis	1	0	0	0.0	0	0	0	0 ('72)
San Diego	5	61	173	2.8	19	1	0	78 ('75)
San Francisco	2	37	154	4.2	18	2	1	100 ('77)
Seattle	1	23	103	4.5	11	0	1	103 ('77)
Tampa Bay	1	14	55	3.9	13	0	0	55 ('76)
Washington	1	25	90	3.6	35	0	0	90 ('73)
<b>Total</b>	<b>80</b>	<b>1435</b>	<b>6295</b>	<b>4.3</b>	<b>75t</b>	<b>53</b>	<b>28</b>	<b>Dal. 179 ('77)</b>

### Post Season

Baltimore	2	45	285	6.3	50	1	2	153 ('75)
Buffalo	1	24	74	3.1	13	3	0	74 ('74)
Dallas	1	27	82	3.0	11	0	0	82 ('75)
Denver	1	28	92	3.2	20	1	0	92 ('77)
Miami	1	16	76	4.7	10	0	0	76 ('72)
Minnesota	1	34	158	4.6	25	1	1	158 ('74)
Oakland	5	84	283	3.3	25	3	1	111 ('74)
<b>Totals</b>	<b>12</b>	<b>258</b>	<b>1050</b>	<b>4.0</b>	<b>50</b>	<b>9</b>	<b>4</b>	<b>Minn. 158 ('74)</b>



## REGGIE HARRISON—Running Back

**BIRTHDATE**—January 9, 1950

**BIRTHPLACE**—Somerville, New Jersey

**HOW ACQUIRED**—Free Agent ('74)

**COLLEGE**—Cincinnati

**HEIGHT**—5-11

**WEIGHT**—220

**NFL EXP.**—5

**GAMES PLAYED**—'74 (5), '75 (14), '76 (12), '77 (14)

**PRO:** Since joining the team in the middle of the 1974 season has filled in well in several roles . . . For most of this period has been the number one back-up running back . . . Fought off several rookies last training camp to retain his roster position . . . Is an excellent short-yardage runner and blocker and is used frequently near the goal-line . . . Plays on many of the special teams . . . Had longest run of his pro career last season when he gained 33 yards on a running play from punt formation against Oakland . . . Got one start in 1977 and rushed for 58 yards vs. Seattle . . . Received most playing time in 1976 and had best season statistically, both in regular season and playoffs . . . Ran for 108 yards against San Diego . . . In the playoffs had 40 yards against Baltimore and 44 against Oakland and scored three TDs . . . His career average of 4.5 is the best of any active Steeler . . . Blocked punt against Dallas for a safety in Super Bowl X which was the turning point in the Steeler victory . . . Pittsburgh signed him for the final four games of the 1974 season after he was waived by St. Louis following the opening game . . . Had been the Cardinals' ninth draft choice that year.

**COLLEGE:** Three year starter . . . Holds school records for rushing yards (2,197), attempts (484) and TDs (26) . . . Led team in scoring three straight years . . . Set school shot put record . . . Attended Northeastern Oklahoma JC for one year . . . Business major.

*Continued . . .*

Continued . . .

**PERSONAL:** Married (Terri) . . . Has one son (Tony, 9) and one daughter (Shannon, 2) . . . Lives in Pittsburgh . . . Is active in the Fellowship of Christian Athletes.

### HARRISON'S PRO RECORD

#### Regular Season

RUSHING	Att.	Yds.	Avg.	LG	TD
1974 Pittsburgh AFC	6	30	5.0	15	1
1975 Pittsburgh AFC	43	191	4.4	17	3
1976 Pittsburgh AFC	54	235	4.4	27	4
1977 Pittsburgh AFC	36	175	4.9	33	0

**Pro Totals—4 years**      **139**      **631**      **4.5**      **33**      **8**

RECEIVING	No.	Yds.	Avg.	LG	TD
1974 Pittsburgh AFC	1	2	2.0	2	0
1975 Pittsburgh AFC	1	4	4.0	4	0
1976 Pittsburgh AFC	2	19	9.5	10	0
1977 Pittsburgh AFC	3	11	3.7	7	0

**Pro Totals—4 years**      **7**      **36**      **5.1**      **10**      **0**

KICKOFF RETURNS	No.	Yds.	Avg.	LG	TD
1974 Pittsburgh AFC	4	72	18.0	27	0
1976 Pittsburgh AFC	1	26	26.0	26	0

**Pro Totals—4 years**      **5**      **98**      **19.6**      **27**      **0**

#### Post Season

RUSHING	Att.	Yds.	Avg.	LG	TD
1976 Pittsburgh AFC	21	84	4.0	14	3

KICKOFF RETURNS	No.	Yds.	Avg.	LG	TD
1974 Pittsburgh AFC	2	17	8.5	17	0
1975 Pittsburgh AFC	2	23	11.5	21	0

**Totals**      **4**      **40**      **10.0**      **21**      **0**

### HARRISON'S SINGLE GAME CAREER HIGHS

#### Regular Season

**Most Rush. Atts.**—17 (12-4-77 vs. Sea.) **Most Yds. Rush.**—108 (10-31-76 vs. SD) **Most TDs Rush.**—2 (11-21-76 vs. Hou.) **Most. Recepts.**—2 (10-31-76 vs. SD) **Most Yds. Rec.**—19 (10-31-76 vs. SD) **Most KO Ret.**—2 (12-1-74 vs. Hou.) **Most Yds. KO Ret.**—43 (12-1-74 vs. Hou.)

#### Post Season

**Most Rush. Atts.**—11 (12-26-76 vs. Oak.) **Most Yds. Rush.**—44 (12-26-76 vs. Oak.) **Most TDs Rush.**—2 (12-19-76 vs. Balt.) **Most KO Ret.**—2 (1-12-75 vs. Minn.) **Most Yds. KO Ret.**—21 (12-27-75 vs. Balt.)



### JOHN HICKS—Guard

**BIRTHDATE**—March 21, 1951

**BIRTHPLACE**—Cleveland, Ohio

**HOW ACQUIRED**—Trade (NYG in '78)

**COLLEGE**—Ohio State

**HEIGHT**—6-2

**WEIGHT**—260


**NFL EXP.**—5

**GAMES PLAYED**—'74 (14), '75 (14), '76 (14), '77 (13)

**PRO:** Came to the Steelers in April from the New York Giants for guard Jim Clack and wide receiver Ernie Pough in the first major Steeler trade in six years . . . Was a four year starter at RG in New York and missed just one game during this period . . . Has the ability and potential to become an All Pro and should strengthen the team overall offensively . . . Was the Giants' first choice and the third player taken in the 1973 NFL draft behind Dallas' Ed Jones and San Diego's Bo Matthews . . . Was selected NFC Offensive Rookie of the Year by UPI in 1974 . . . Is the only offensive lineman to ever win the award . . . Has good size, speed and agility.

**COLLEGE:** One of the best offensive linemen in college football history . . . Two year All American at OT and a unanimous choice in 1973 when he won the Outland and Vince Lombardi Trophies as the Outstanding College Lineman in the nation . . . Was second to John Cappelletti in the Heisman Trophy voting . . . Named 1973 Sporting News College Player of the Year . . . Was team captain his final two years . . . Played in the Rose Bowl three times . . . Missed the 1971 season with a knee injury . . . Played in the Hula Bowl and the College All Star game . . . Economics major.

**PERSONAL:** Married (Tereseta) . . . Has one daughter (Alyssa, 2) and his wife was expecting in August . . . Lives in Columbus, Ohio where he owns a Dodge automobile dealership.



## **JON KOLB—Offensive Tackle**

**BIRTHDATE**—August 30, 1947  
**BIRTHPLACE**—Ponca City, Oklahoma  
**HOW ACQUIRED**—Draft (4th in '69)  
**COLLEGE**—Oklahoma State  
**HEIGHT**—6-2  
**WEIGHT**—262  
**NFL EXP.**—10  
**GAMES PLAYED**—'69 (14), '70 (14), '71 (14), '72 (14), '73 (14), '74 (14), '75 (14), '76 (14), '77 (13)

**PRO:** Is the best offensive tackle in Steeler history and has been the outstanding offensive lineman on a team that has become a perennial contender yet has not received the recognition he deserves . . . Since 1974 has won some postseason honors and was named to the AP and Pro Football Writers All AFC 1st teams in 1976 but has never made the Pro Bowl . . . Suffered a badly sprained ankle in training camp last year which affected his ability to drive block on running plays in the early part of the season . . . The injury kept him out of the opener vs. San Francisco, ending his consecutive game streak at 112 which was the longest on the team at the time . . . Had a great second half in 1977 with big games against Denver's Lyle Alzado, Baltimore's John Dutton and Dallas' Harvey Martin as he did not allow this trio a QB sack . . . Came back to play another great game against Alzado in the playoffs . . . One of Noll's first draft choices and one of three players remaining from the 1969 draft . . . Came into pro football at his college position of center and had to work very hard to make the adjustment and master the new position . . . Is equally proficient now at run or pass blocking . . . His progress closely paralleled that of the team in the early seventies . . . Is one of the strongest players in the NFL and can bench press 550 pounds . . . Even with great bulk has agility and is a fine all-around athlete.

**COLLEGE:** Was C and LB . . . Twice All Big Eight and consensus 2nd team All America in his senior season . . . Played in Senior and America Bowls and North-South Shrine, Coaches All America and College All Star games . . . Physical Education major.

**PERSONAL:** Married (Debbie) . . . Has one son (Eric, 7) . . . Lives in McMurray, Pa. . . Is studying to be a veterinarian and attends night school at the University of Pittsburgh . . . Has a farm in Ninevah, Pa. which he works himself . . . Is active in church youth work.



## **MIKE KRUCZEK—Quarterback**

**BIRTHDATE**—March 15, 1953  
**BIRTHPLACE**—Washington, D.C.  
**HOW ACQUIRED**—Draft (2nd in '76)  
**COLLEGE**—Boston College  
**HEIGHT**—6-1  
**WEIGHT**—205  
**NFL EXP.**—3  
**GAMES PLAYED**—'76 (10), '77 (2)

**PRO:** After suffering a separation of the right shoulder in the fourth game of the 1977 season against Houston, was placed on injured reserve . . . Played the entire third quarter of that game and briefly in the opener vs. SF . . . Was one of the NFL's best rookies in 1976 and was selected to the Pro Football Writers All NFL Rookie 2nd team . . . Was a key figure in the Steelers' great comeback that year as he started six games for the injured Terry Bradshaw during the team's nine game winning streak . . . Played all the way in both pivotal victories over Cincinnati . . . Had his best game in the snow vs. the Bengals' when he completed 10 of 15 passes for 163 yards and ran for key gains several times . . . Completed 60% of his passes as a

*Continued . . .*



Continued . . .

starter . . . Capped his fine season by completing 5 of 6 passes against Baltimore in the playoffs . . . Has yet to throw a TD pass in the regular season but has a very low interception rate . . . Excels at short and medium range passes and does not throw deep often . . . Is a better than average runner with good speed and judgment . . . Is very poised with excellent leadership ability.

**COLLEGE:** Two year starter who missed 1972 season with a broken left arm . . . Had record of 235 completions out of 337 attempts for 2,590 yards and 12 TDs . . . His 67.8% career mark is the all-time NCAA accuracy record . . . Was unanimous All East in 1975 and won the Harry Agganis Award as the outstanding college player in New England . . . Played in Senior Bowl and College All Star game . . . Marketing major.

**PERSONAL:** Married (Anne) . . . Lives in Boston, Massachusetts.

### KRUCZEK'S PRO RECORD

#### Regular Season

PASSING	Att.	Comp.	Pct.	Yds.	LG	TD	Int.	Rtg.
1976 Pittsburgh AFC	85	51	60.0	758	64	0	3	74.7
1977 Pittsburgh AFC	7	2	33.3	19	13	0	0	53.3
<b>Pro Totals—2 years</b>	<b>92</b>	<b>53</b>	<b>57.6</b>	<b>777</b>	<b>64</b>	<b>0</b>	<b>3</b>	<b>71.6</b>
RUSHING	Att.	Yds.	Avg.	LG	TD			
1976 Pittsburgh AFC	18	106	5.9	22t	2			
1977 Pittsburgh AFC	1	0	0.0	0	2			
<b>Pro Totals—2 years</b>	<b>19</b>	<b>106</b>	<b>5.5</b>	<b>22t</b>	<b>2</b>			

#### Post Season

PASSING	Att.	Comp.	Pct.	Yds.	LG	TD	Int.
1976 Pittsburgh AFC	6	5	83.3	44	15	0	0

### KRUCZEK'S SINGLE GAME CAREER HIGHS

**Most Pass. Atts.**—19 (10-24-76 vs. NYG) **Most Comps.**—12 (10-24-76 vs. NYG) **Most Yds. Pass.**—163 (11-28-76 vs. Cin.) **Most Ints.**—1 (3 times)  
**Most Yds. Rush.**—30 (10-10-76 vs. Clev.) **Most Rush. Atts.**—7 (11-28-76 vs. Cin.) **Most TDs Rush.**—1 (twice).

### KRUCZEK'S GAME BY GAME PASSING

1976							1977						
Opp.	Att.	Cp.	Yds.	TD	Int.		Opp.	Att.	Cp.	Yds.	TD	Int.	
at Oak.	DNP						SF	1	0	0	0	0	
Clev.	0	0	0	0	0		Oak.	DNP					
NE	DNP						at Clev.	DNP					
at Minn.	DNP						at Hous.	6	2	19	0	0	
at Clev.	5	3	59	0	0		Placed on Injured Reserve						
Cin.*	12	5	58	0	1		<b>Totals</b>	<b>7</b>	<b>2</b>	<b>19</b>	<b>0</b>	<b>0</b>	
at NYG*	19	12	120	0	0		*Started						
SD*	6	2	20	0	0		**AFC Playoff Game						
at KC	2	1	20	0	0		***AFC Championship Game						
Mia.	6	4	102	0	0								
Hous.*	13	8	132	0	1								
at Cin.*	15	10	163	0	1								
TB*	7	6	84	0	0								
at Hous.	DNP												
<b>Totals</b>	<b>85</b>	<b>51</b>	<b>758</b>	<b>0</b>	<b>3</b>								
at Balt.**	6	5	44	0	0								
at Oak.***	DNP												



### DAVE LaCROSSE—Linebacker

**BIRTHDATE**—December 22, 1955

**BIRTHPLACE**—Philadelphia, Pa.

**HOW ACQUIRED**—Draft (10th in '77)

**COLLEGE**—Wake Forest

**HEIGHT**—6-3

**WEIGHT**—210


**NFL EXP.**—2

**GAMES PLAYED**—'77 (14)

**PRO:** Was one of the surprises of the 1977 training camp and the lowest draft choice to make the team . . . Was used almost exclusively on the special teams . . . Recovered fumble on a punt which set up the winning TD in the first Cleveland game . . . Has excellent speed and intelligence . . . Must add weight and strength to play more.

**COLLEGE:** Three year starter at DE . . . Had big-play ability to block kicks, recover fumbles and sack QBs . . . Was the team leader his final two seasons in the latter category and had a career total of 16 . . . Played in Blue-Gray and North-South games . . . Psychology major.

**PERSONAL:** Single . . . Lives in Philadelphia . . . Completed work for B.S. degree in off-season at Wake Forest and assisted in spring football drills.



## JACK LAMBERT—Linebacker

**BIRTHDATE**—July 8, 1952

**BIRTHPLACE**—Mantua, Ohio

**HOW ACQUIRED**—Draft (2nd in '74)

**COLLEGE**—Kent State

**HEIGHT**—6-4

**WEIGHT**—220

**NFL EXP.**—5

**GAMES PLAYED**—'74 (14), '75 (14), '76 (14), '77 (11)

**PRO:** At a shade under 220 is probably the lightest middle linebacker in pro football and compensates for his lack of bulk with exceptional upper body strength and great speed and quickness which gives him great range and enables him to get to the football . . . With the benefit of a full training camp and minus last summer's disruptions, is expected to regain his position as the NFL's top MLB in 1978 after a frustrating season last year . . . In spite of a holdout in 1977 which lasted until the next-to-last preseason game and a knee injury which kept him out of three games, had another outstanding season but it was not as good as his previous two . . . Still led the team in tackles for the fourth straight year and averaged better than 11 per game . . . In four different games had ten or more, topped by his 14 against Oakland . . . Made the AFC Pro Bowl team for the third straight year and was selected to the UPI All AFC 2nd team . . . His injury against Baltimore was the first serious one of his pro career . . . Was the finishing touch to the great Steeler defense and became a standout on a unit that already had several All Pros . . . Was a major contributor in the two Super Bowl seasons in his first two years . . . Named the NFL Defensive Rookie of the Year in 1974 and really blossomed the following season when he was a consensus All Pro and made the Pro Bowl for the first time . . . In 1976 was a unanimous All NFL choice and was selected the league's Defensive Player of the Year by AP and UPI . . . Capped that season by being voted the Steelers' MVP by his teammates . . . Holds club record for opponents' fumbles recovered with six in 1976 . . . The year before set an NFL record with three recoveries in the AFC championship game vs. Oakland . . . Has been a standout in his three Pro Bowl appearances . . . Has two interceptions in these games and was AFC co-captain in 1978.

**COLLEGE:** Tri-captain in senior year . . . Three year regular . . . Played DE as a sophomore . . . Mid-American Conference Defensive Player of the Year in 1972 . . . All Conference 1st team in final two seasons . . . Had six career interceptions . . . Was MVP in the 1972 Tangerine Bowl against Tampa . . . Played in the North-South and All America postseason games . . . Management major.

**PERSONAL:** Single . . . Lives in Pittsburgh . . . Was QB in high school where he also played baseball and basketball . . . Toured military bases in Far East in 1976 and southern Europe in 1977 . . . Active with Children's Hospital's Ronald McDonald House.

### LAMBERT'S PRO RECORD

#### Regular Season

INTERCEPTIONS	No.	Yds.	Avg.	LG	TD
1974 Pittsburgh AFC	2	19	9.5	13	0
1975 Pittsburgh AFC	2	35	17.5	24	0
1976 Pittsburgh AFC	2	32	16.0	22	0
1977 Pittsburgh AFC	1	5	5.0	5	0
<b>Pro Totals—4 years</b>	<b>7</b>	<b>91</b>	<b>13.0</b>	<b>24</b>	<b>0</b>

*Continued . . .*

Continued . . .

## LAMBERT'S SINGLE GAME CAREER HIGHS

### Regular Season

**Most Ints.**—2 (10-13-74 vs. KC) **Most Yds. Ints. Ret.**—22 (10-17-76 vs. Cin.)



## FRANK LEWIS—Wide Receiver

**BIRTHDATE**—July 7, 1947

**BIRTHPLACE**—New Orleans, La.

**HOW ACQUIRED**—Draft (1st in '71)

**COLLEGE**—Grambling

**HEIGHT**—6-1

**WEIGHT**—196

**NFL EXP.**—8

**GAMES PLAYED**—'71 (9), '72 (13), '73 (9), '74 (12), '75 (10), '76 (12), '77 (10)

**PRO:** Combination of John Stallworth's great season and an ankle injury late in the regular season limited his playing time . . . Reception total of 11 was his lowest since his rookie year and did not start a game for the first time since that season . . . Caught just three passes in the second half of the season as he did not play in four of the last seven games . . . When he was used, continued to show big-play ability with catches of 65 and 50 yards and averaged 23.5 yards per catch . . . The 65-yarder pulled the Steelers into a tie in the first Cleveland game and was the turning point in that important victory . . . Although he has been hurt frequently throughout his career and has never played a full season, has been a productive and exciting player when healthy . . . Has made some great plays in the playoffs, including a 76-yard reception for the first TD in the opening round in 1976 and a sensational one-handed grab to set up the winning TD in the first postseason game of 1975, both against Baltimore . . . Needs just 16 receptions to move into the top ten on the all-time Steeler list . . . Best year was 1974 when he got the most playing time of his career and led the team in receiving with 30 catches . . . Still has the ability to be an outstanding player and make a significant contribution.

**COLLEGE:** Was a wingback who was used as a runner and receiver . . . Scored 42 TDs . . . Ran the 100 in 9.4 . . . Little All America 3rd team in 1970 . . . Twice 1st team All Southwest Conference . . . Selected to Senior Bowl and College All Star teams . . . Recreation and Physical Education major.

**PERSONAL:** Married (Norma) . . . Has one daughter (Gabrielle Simone, 6) . . . Lives in Houma, La.

## LEWIS' PRO RECORD

### Regular Season

RECEIVING	No.	Yds.	Avg.	LG	TD
1971 Pittsburgh AFC	3	44	14.8	22	0
1972 Pittsburgh AFC	27	391	14.5	52	5
1973 Pittsburgh AFC	23	409	17.8	53t	3
1974 Pittsburgh AFC	30	365	12.2	31t	4
1975 Pittsburgh AFC	17	308	18.1	40t	2
1976 Pittsburgh AFC	17	306	18.0	64	1
1977 Pittsburgh AFC	11	263	23.9	65t	1

**Pro Totals—7 years**      **128**      **2086**      **16.3**      **65t**      **16**

RUSHING	Att.	Yds.	Avg.	LG	TD
1972 Pittsburgh AFC	3	68	22.7	41	0
1973 Pittsburgh AFC	1	—1	—1.0	—1	0
1974 Pittsburgh AFC	2	25	12.5	22	0
1975 Pittsburgh AFC	2	36	18.0	24	0
1976 Pittsburgh AFC	2	24	12.0	16t	1

**Pro Totals—7 years**      **10**      **152**      **15.2**      **41**      **1**

PUNT RETURNS	No.	FC	Yds.	Avg.	LG	TD
1972 Pittsburgh AFC	5	1	56	11.2	26	0

### Post Season

RECEIVING	No.	Yds.	Avg.	LG	TD
1973 Pittsburgh AFC	4	70	17.5	26	1
1974 Pittsburgh AFC	3	30	10.0	12	0
1975 Pittsburgh AFC	4	98	24.5	34	0
1976 Pittsburgh AFC	3	114	38.0	76t	1
<b>Totals</b>	<b>14</b>	<b>312</b>	<b>22.3</b>	<b>76t</b>	<b>21</b>

## LEWIS' SINGLE GAME CAREER HIGHS

### Regular Season

**Most Receptions.**—7 (11-25-73 vs. Cleve.) **Most Yds. Rec.**—95 (9-26-76 vs. NE)  
**Most TDS**—2 (twice)

### Post Season

**Most Receptions.**—4 (12-22-73 vs. Oak.) **Most Yds. Rec.**—103 (12-19-76 vs. Balt.) **Most TDs**—1 (twice)



## ALVIN MAXSON—Running Back

**BIRTHDATE**—November 12, 1951

**BIRTHPLACE**—Beaumont, Texas

**HOW ACQUIRED**—Free Agent ('77)

**COLLEGE**—Southern Methodist

**HEIGHT**—5-11

**WEIGHT**—205

**NFL EXP.**—4

**GAMES PLAYED**—'74 (14), '75 (13),  
'76 (14), '77 (7)

**PRO:** Played final seven games with Steelers in 1977 . . . Signed as a free agent after Laverne Smith suffered a broken leg . . . Was used mainly as a kickoff returner and averaged 24.0 yards on five chances including a 41-yarder against Dallas that provided momentum for the Steelers' go-ahead TD . . . Was leading rusher with 51 yards and receiver with five catches for 70 yards in the final regular season game against San Diego in only opportunity he had to display his skills which also include outstanding blocking ability . . . Played three years with New Orleans before being cut in training camp last summer . . . Best season was 1974 when he led the Saints in rushing with 714 yards and receiving with 42 catches as a rookie . . . Had the longest run of his pro career that season, a 66-yarder against St. Louis . . . Also led the team with 41 receptions in 1975 . . . Had one 100-yard game with New Orleans . . . Was Saints eighth choice in the 1974 draft.

**COLLEGE:** Second leading rusher in school history with 2,734 yards and rushing totals of 1,012 in 1971 and 1,005 in 1972 are second and third best ever at SMU . . . Consensus All Southwest Conference 1st team in those two years . . . Led conference in TDs in 1973 with 13 and had career total of 25.

**PERSONAL:** Single . . . Lives in Dallas, Texas.

### MAXSON'S PRO RECORD

#### Regular Season

RUSHING	Att.	Yds.	Avg.	LG	TD
1974 New Orleans NFC	165	714	4.3	66	2
1975 New Orleans NFC	139	371	2.7	14	3
1976 New Orleans NFC	34	120	3.5	16	1
1977 Pittsburgh AFC	18	56	3.1	8	0
<b>Pro Totals—4 years</b>	<b>356</b>	<b>1261</b>	<b>3.5</b>	<b>66</b>	<b>6</b>

RECEIVING	No.	Yds.	Avg.	LG	TD
1974 New Orleans NFC	42	294	7.0	22	1
1975 New Orleans NFC	41	234	5.7	33	0
1976 New Orleans NFC	7	21	3.0	14	0
1977 Pittsburgh AFC	5	70	14.0	34	0
<b>Pro Totals—4 years</b>	<b>95</b>	<b>619</b>	<b>6.5</b>	<b>34</b>	<b>1</b>

KICKOFF RETURNS	No.	Yds.	Avg.	LG	TD
1977 Pittsburgh AFC	5	120	24.0	43	0

#### Post Season

RECEIVING	No.	Yds.	Avg.	LG	TD
1977 Pittsburgh AFC	3	11	3.6	10	0
KICKOFF RETURNS	No.	Yds.	Avg.	LG	TD
1977 Pittsburgh AFC	1	24	24.0	24	0

### MAXSON'S SINGLE GAME CAREER HIGHS

#### Regular Season

**Most Yds. Rush.**—148 (12-8-74 vs. St. L.) **Most Rush. Att.**—25 (10-20-74 vs. Atl.) **Most TDs Rush.**—1 (6 times) **Most Receptions.**—11 (10-5-75 vs. Atl.)  
**Most Yds. Rec.**—71 (10-5-75 vs. Atl.)

#### Post Season

**Most Receptions.**—3 (12-24-77 vs. Den.) **Most Yds. Rec.**—11 (12-24-77 vs. Den.) **Most KO Ret.**—1 (12-24-77 vs. Den.) **Most Yds. KO Ret.**—24 (12-24-77 vs. Den.)



## GERRY MULLINS—Guard

**BIRTHDATE**—August 24, 1949  
**BIRTHPLACE**—Fullerton, California  
**HOW ACQUIRED**—Draft (4th in '71)  
**COLLEGE**—Southern California  
**HEIGHT**—6-3  
**WEIGHT**—244  
**NFL EXP.**—8  
**GAMES PLAYED**—'71 (14), '72 (14),  
 '73 (13), '74 (12), '75 (14),  
 '76 (14), '77 (12)

**PRO:** After starting the first five games of the 1977 season at right guard, suffered a recurring injury to his left shoulder which kept him out of two games and relegated him to the role of a spot player for the second half of the season . . . Was used as a third guard and an extra tight end in short yardage situations . . . At 29 should be going into the prime of his career and has the ability and consistency to become an All Pro . . . In the past his versatility has hurt his chances for recognition but he has been an invaluable contributor to the Steelers' success . . . With development of Larry Brown at tackle, he should be able to concentrate solely on playing guard where his size and quickness are assets . . . Has bounced around between guard and tackle most of his career but the former is his best position . . . Became a full-time regular in 1974 after starting 11 games at OT in 1972 and playing as number one backup at all interior line positions the following season . . . Was pressed into service again in 1976 at OT and started all but three games there . . . Is also a threat as a receiver playing TE or as a tackle eligible . . . Has an uncanny knack for the ball and has scored four TDs in his pro career . . . Two came on fumble recoveries, the first against Miami in the 1972 AFC Championship game and the second against San Diego in 1975 . . . The others were on pass receptions against Cleveland in 1972 and Cincinnati in 1974.

**COLLEGE:** Consensus All West Coast and All PAC-8 and team's Most Valuable Lineman in 1970 . . . Was DE as a sophomore and TE in final two seasons where he was used primarily as a blocker . . . Caught 15 passes in his career . . . Business and Physical Education major.

**PERSONAL:** Single . . . Lives in Pittsburgh and Anaheim, California in the off-season . . . Is a partner with Jim Clack in a sporting goods store in Rocky Mount, North Carolina.



## TED PETERSEN—OT-Center

**BIRTHDATE**—February 7, 1955  
**BIRTHPLACE**—Kankakee, Illinois  
**HOW ACQUIRED**—Draft (4th in '77)  
**COLLEGE**—Eastern Illinois  
**HEIGHT**—6-5  
**WEIGHT**—244  
**NFL EXP.**—2  
**GAMES PLAYED**—'77 (14)

**PRO:** Played in all 14 games . . . Was used mostly on the special teams . . . Like many other Steeler offensive linemen, has versatility to play more than one position . . . Has good potential at either center or tackle . . . Is expected to improve with playing time in better competition.

**COLLEGE:** Co-captain in senior year . . . Named to AP 1st team Little All America in 1976 . . . Was school's first to be so honored . . . Began as a TE and was switched to center in junior year . . . Physical Education major.

**PERSONAL:** Single . . . Lives in Momence, Illinois . . . Completed student teaching in Physical Education and Driver's Education for B.S. degree in this past off-season.



## RAY PINNEY—Offensive Tackle

**BIRTHDATE**—June 29, 1954  
**BIRTHPLACE**—Seattle, Washington  
**HOW ACQUIRED**—Draft (2nd in '76)  
**COLLEGE**—Washington  
**HEIGHT**—6-4  
**WEIGHT**—240  
**NFL EXP.**—3  
**GAMES PLAYED**—'76 (14), '77 (14)

**PRO:** Has developed into a top-flight reserve who has performed well in pressure situations . . . Got considerable playing time early in 1977 season on running plays as a replacement for Jon Kolb who had an ankle injury . . . Started opener against San Francisco and was a standout in containing Cedrick Hardman . . . After suffering a broken wrist in a 1976 preseason game which slowed his early progress, made the transition well from college position of center to OT . . . Played a lot the second half of his rookie season and continued steady improvement last year . . . Is used on snaps for punts and does an excellent job in covering kicks . . . Also plays well on the other special teams.

**COLLEGE:** Three year starter at center . . . Captain for two years . . . AP and UPI All West Coast and All PAC-8 1st team twice . . . Played in the East-West, Blue-Gray and College All Star games and the Senior Bowl . . . Finance major . . . Honor student.

**PERSONAL:** Married (Pam) . . . Lives in Seattle.



## DAVE PUREIFORY—DT-DE

**BIRTHDATE**—July 12, 1949  
**BIRTHPLACE**—Pensacola, Florida  
**HOW ACQUIRED**—Trade ('78)  
**COLLEGE**—Eastern Michigan  
**HEIGHT**—6-1  
**WEIGHT**—260  
**NFL EXP.**—7  
**GAMES PLAYED**—'72 (14), '73 (13),  
 '74 (13), '75 (14), '76 (14), '77 (12)

**PRO:** Acquired by the Steelers on the first day of the 1978 draft for Pittsburgh's fifth round choice . . . Has exceptional speed (4.7) and quickness and is very strong . . . Bench presses 450 pounds . . . Has ability to be one of the best pass rushers in the NFL . . . Was a sixth round draft choice of the Packers in 1972 in a selection received from Chicago in a trade for Bob Jeter . . . Was bothered by injuries earlier in his pro career and had knee surgery following a 1972 playoff game against Washington . . . Was a swing-man in early part of his career but played mostly at DE . . . Became a full-time starter in 1975 at DT and has played there ever since . . . Led team in QB sacks with 11 . . . Had nine in the last four games that season, including five in one game against Los Angeles . . . A toe injury reduced his effectiveness in 1976 but he bounced back in 1977 to tie for team lead in sacks with eight and topped all GB linemen in tackles . . . Has been used to kick off and gets good distance.

**COLLEGE:** Four year starter at linebacker . . . Captained team in senior year . . . Two year 1st team Coaches and NAIA All America and AP College Division 2nd team twice . . . Education major . . . Has master's in Guidance and Counseling.

**PERSONAL:** Single . . . Lives in Ypsilanti, Michigan.



## DONNIE SHELL—Safety

**BIRTHDATE**—August 26, 1952  
**BIRTHPLACE**—Whitmire, South Carolina  
**HOW ACQUIRED**—Free Agent ('74)  
**COLLEGE**—South Carolina State  
**HEIGHT**—5-11  
**WEIGHT**—190  
**NFL EXP.**—5  
**GAMES PLAYED**—'74 (14), '75 (14),  
 '76 (14), '77 (12)

*Continued . . .*

Continued . . .

**PRO:** Became a regular for the first time in 1977 . . . Won starting free safety position in training camp and preseason games and started there the first three games before Mike Wagner suffered a neck injury which sidelined him for the year . . . Moved to strong safety and played there the last 11 games except for two he missed with a knee injury . . . Those games were the first time in his pro career he had not played . . . Led all Steeler defensive backs in tackles and supports the run as well as any safety in pro football . . . Is especially effective in goal-line defenses . . . Had career-high three interceptions and his steal in the end zone saved the San Diego victory . . . Was reinserted on the kick coverage units midway through the season and is still one of the best special team performers in the league . . . In 1976 became the first special teams captain in Steeler history and continues in that role . . . Prior to last season had started two games . . . Has recovered one fumble in each of his four seasons . . . Experienced unique feat of receiving a pass and intercepting one in the same game vs. San Diego in 1975.

**COLLEGE:** Twice All Mid-Eastern Conference 1st team . . . Pittsburgh Courier and Kodak All America and All NAIA District Six in 1973 . . . Had eight interceptions in senior year . . . Lettered in baseball . . . Physical Education major . . . Has master's degree in Guidance and Counseling.

**PERSONAL:** Married (Paulette) . . . Has one daughter (April Nicole, 2) . . . Lives in Columbia, S.C. . . . Worked for the Commerce Department in securing summer employment for college students in business and industry.

#### SHELL'S PRO RECORD

##### Regular Season

INTERCEPTIONS	No.	Yds.	Avg.	LG	TD
1974 Pittsburgh AFC	1	0	0.0	0	0
1975 Pittsburgh AFC	1	29	29.0	29	0
1976 Pittsburgh AFC	1	4	4.0	4	0
1977 Pittsburgh AFC	3	14	4.7	8	0
<b>Pro Totals—4 years</b>	<b>6</b>	<b>47</b>	<b>7.8</b>	<b>29</b>	<b>0</b>

#### SHELL'S SINGLE GAME CAREER HIGHS

##### Regular Season

**Most Ints.—1** (6 times) **Most Yds. Ints.—29** (9-21-75 vs. SD)



#### JIM SMITH—Wide Receiver

**BIRTHDATE**—July 20, 1955

**BIRTHPLACE**—Harvey, Illinois

**HOW ACQUIRED**—Draft (3rd in '77)

**COLLEGE**—Michigan

**HEIGHT**—6-2

**WEIGHT**—205

**NFL EXP.**—2

**GAMES PLAYED**—'77 (14)

**PRO:** Began 1977 as primary punt returner and assumed same role on kickoffs when Laverne Smith broke his leg in the seventh game of the season . . . Finished 15th in AFC in punt returns and fifth in kickoff returns . . . Returned 36 punts in the regular season without making a fair catch . . . His 17-yard return in the playoff game set up the Steelers' final TD . . . Did a great job under pressure in the second half of the second Cincinnati game playing for the injured Lynn Swann as he caught four passes for 80 yards which represented most of the Steeler offense in that half and was the only opportunity he had to play WR all season . . . With year's experience and ability to run precise routes and get open has a good chance to be team's third WR behind Swann and Stallworth.

**COLLEGE:** Four year letter winner . . . Played first two seasons at split end and final two at wingback where his running ability was utilized . . . Is school's second all-time leader in TD receptions (14) and receiving yardage (1,687) and is third in total receptions (73) . . . Career receiving average of 23.1 is an all-time Michigan high . . . AP and Football News 1st team and UPI and NEA 2nd team in 1976 . . . Unanimous All Big Ten choice . . . Played in Hula and Japan Bowls after his senior season . . . Participated in Orange and Rose Bowls in



junior and senior years . . . Radio-TV major.

**PERSONAL:** Single . . . Lives in Harvey, Illinois.

### JIM SMITH'S PRO RECORD

#### Regular Season

Regular Season						
RECEIVING	No.	Yds.	Avg.	LG	TD	
1977 Pittsburgh AFC	4	80	20.0	26	0	
PUNT RETURNS	No.	FC	Yds.	Avg.	LG	TD
1977 Pittsburgh AFC	36	0	294	8.2	30	0
KICKOFF RETURNS	No.	Yds.	Avg.	LG	TD	
1977 Pittsburgh AFC	16	381	23.8	37	0	

#### Post Season

Post Season						
PUNT RETURNS	No.	FC	Yds.	LG	TD	
1977 Pittsburgh AFC	4	1	31	7.7	17	0
KICKOFF RETURNS	No.	Yds.	Avg.	LG	TD	
1977 Pittsburgh AFC	4	80	20.0	34		0

### JIM SMITH'S SINGLE GAME CAREER HIGHS

#### Regular Season

**Most Receptions.**—4 (12-10-77 vs. Cin.) **Most Yds. Rec.**—80 (12-10-77 vs. Cin.) **Most Punt Ret.**—5 (11-6-77 vs. Den.) **Most Yds. Punt Ret.**—56 (10-30-77 vs. Balt.) **Most KO Ret.**—5 (11-13-77 vs. Clev.) **Most Yds. KO Ret.**—121 (11-13-77 vs. Clev.)

#### Post Season

**Most Punt Ret.**—4 (12-24-77 vs. Den.) **Most Yds. Punt Ret.**—31 (12-24-77 vs. Den.) **Most KO Ret.**—4 (12-24-77 vs. Den.) **Most Yds. KO Ret.**—80 (12-24-77 vs. Den.)



### LAVERNE SMITH—Running Back

**BIRTHDATE**—September 12, 1954

**BIRTHPLACE**—Greenwood, Mississippi

**HOW ACQUIRED**—Draft (4th in '77)

**COLLEGE**—Kansas

**HEIGHT**—5-10

**WEIGHT**—193

**NFL EXP.**—2

**GAMES PLAYED**—'77 (7)

**PRO:** Fastest player in Steeler history and consistently ran a 4.3 forty before breaking his right leg in the seventh game of the season vs. Baltimore . . . At the time was being used more as a running back in special situations after serving as main kickoff returner . . . At the time was seventh in the AFC in KO returns and still managed to finish there with a 22.8 average . . . Needs to improve receiving skills . . . His speed provides Steelers a game-breaking type back and can become a valuable situation-type player.

**COLLEGE:** Three year starter and All Big Eight choice . . . Surpassed John Riggins' and Gale Sayers' school rushing totals with a record 3,192 yards and his 1,181 yards in 1974 is a Kansas single season high . . . Also holds school career records with 14 100-yard games, 150 points and 25 TDs . . . Gained 118 yards against Pitt in 1975 Sun Bowl and played in Senior Bowl . . . Was Big Eight champion in the 100-yard dash and finished second in the 220 in his junior year but did not compete as a senior . . . African Studies major.

**PERSONAL:** Married (Diane) . . . Stayed in Pittsburgh during off-season to rehabilitate his leg but his permanent residence is in Wichita, Kansas.

### LAVERNE SMITH'S PRO RECORD

#### Regular Season

RUSHING	No.	Yds.	Avg.	LG	TD
1977 Pittsburgh AFC	14	55	3.9	16	0
KICKOFF RETURNS	No.	Yds.	Avg.	LG	TD
1977 Pittsburgh AFC	16	365	22.8	33	0

### LAVERNE SMITH'S SINGLE GAME CAREER HIGHS

#### Regular Season

**Most Yds. Rush.**—29 (10-2-77 vs. Clev.) **Most Rush. Atts.**—5 (10-17-77 vs. Cin.) **Most KO Ret.**—5 (10-30-77 vs. Balt.) **Most Yds. KO Ret.**—124 (10-30-77 vs. Balt.)

*Continued . . .*



## JOHN STALLWORTH—Wide Receiver

**BIRTHDATE**—July 15, 1952

**BIRTHPLACE**—Tuscaloosa, Alabama

**HOW ACQUIRED**—Draft (4th in '74)

**COLLEGE**—Alabama A & M

**HEIGHT**—6-2

**WEIGHT**—183

**NFL EXP.**—5

**GAMES PLAYED**—'74 (13), '75 (11), '76 (8), '77 (14)

**PRO:** Blossomed into one of the NFL's premier receivers in 1977 as he avoided injuries which had curbed his playing time and production in the past and played a full schedule for the first time . . . Set personal highs with 44 receptions to rank tenth in the AFC and seven touchdowns which was the fourth best of any receiver in the conference . . . Was only the second Steeler to catch more than 40 passes since 1971 . . . Showed great consistency as he caught at least one pass in every game but one and led team in receiving in six regular season games . . . Added a sparkling performance in the playoffs against Denver with team highs of four receptions and 80 yards . . . Matched career high with six catches in second Cleveland game when he had 126 yards receiving which is a single game best for him . . . Had TDs in four straight games . . . Prior to last season had alternated with Frank Lewis and appeared ready for stardom in 1976 before a hamstring injury kept him out of six games and limited his play in several others . . . Had eight of his nine receptions in the first two games that season . . . Made a major contribution in the Steelers two Super Bowl seasons, particularly in 1975 when he started nine regular season games and averaged 21.2 yards per catch to tie Cincinnati's Isaac Curtis for the highest mark among regular players in the NFL . . . Had a great postseason that year, especially in the AFC championship game vs. Oakland when he caught a pass for the winning score and threw a great block on Franco Harris' run for the first TD . . . Career average of 17.8 is one of the best in pro football . . . Realized his great potential in 1977 and a repeat performance should earn him All Pro consideration . . . Is a very fluid athlete with outstanding speed and jumping ability . . . Has qualities to achieve greatness.

**COLLEGE:** All Southern Intercollegiate Athletic Conference twice . . . Pittsburgh Courier All America in 1973 . . . Caught 48 passes for a 19.3 average and 7 TDs his senior year . . . Played in Senior Bowl . . . Business Management major.

**PERSONAL:** Married (Flo) . . . Has one son (John, Jr., 3) . . . Lives in Huntsville, Alabama . . . Is an insurance agent and is taking college courses in that field.

### STALLWORTH'S PRO RECORD

#### Regular Season

RECEIVING	No.	Yds.	Avg.	LG	TD
1974 Pittsburgh AFC	16	269	16.8	56	1
1975 Pittsburgh AFC	20	423	21.2	59	4
1976 Pittsburgh AFC	9	111	12.3	25	2
1977 Pittsburgh AFC	44	784	17.8	49t	7
<b>Pro Totals—4 years</b>	<b>89</b>	<b>1587</b>	<b>17.8</b>	<b>59</b>	<b>14</b>

RUSHING	Att.	Yds.	Avg.	LG	TD
1974 Pittsburgh AFC	1	—9	—9.0	—9	0
1976 Pittsburgh AFC	0	47	—	47	0
1977 Pittsburgh AFC	6	47	7.8	15	0
<b>Pro Totals—4 years</b>	<b>7</b>	<b>85</b>	<b>12.1</b>	<b>47</b>	<b>0</b>

#### Post Season

RECEIVING	No.	Yds.	Avg.	LG	TD
1974 Pittsburgh AFC	5	40	8.0	22	0
1975 Pittsburgh AFC	4	38	9.5	20t	1
1976 Pittsburgh AFC	2	26	13.0	18	0
1977 Pittsburgh AFC	4	80	20.0	48	0
<b>Totals</b>	<b>15</b>	<b>184</b>	<b>12.2</b>	<b>48</b>	<b>1</b>

## STALLWORTH'S SINGLE GAME CAREER HIGHS

### Regular Season

**Most Receptions**—3 (3 times) **Most Yds. Rec.**—126 (11-13-77 vs. Clev.) **Most TDs**—2 (11-13-77 vs. Clev.)

### Post Season

**Most Receptions**—4 (12-24-77 vs. Den.) **Most Yds. Rec.**—80 (12-24-77 vs. Den.) **Most TDs**—1 (1-4-76 vs. Oak.)



## CLIFF STOUTD—Quarterback

**BIRTHDATE**—March 27, 1955  
**BIRTHPLACE**—Oberlin, Ohio  
**HOW ACQUIRED**—Draft (5th in '77)  
**COLLEGE**—Youngstown State  
**HEIGHT**—6-4  
**WEIGHT**—218  
**NFL EXP.**—2  
**GAMES PLAYED**—'77 (0)

**PRO:** Was active for nine games and inactive for the other five but did not play in any regular season games . . . Played briefly in one preseason game against Kansas City and completed six of 10 passes with three interceptions . . . Has a great arm but needs playing time and experience.

**COLLEGE:** Succeeded Ron Jaworski and broke the Philadelphia QB's total offense record . . . Career marks were 303 completions in 637 attempts (47.6%) for 4,387 yards and 16 TDs . . . Rushed for 1,072 yards on 434 carries for 25 TDs . . . Was team captain and Most Valuable Player in senior year . . . Won MVP award in Ohio Shrine Bowl . . . Health and Physical Education major.

**PERSONAL:** Married (Linda) . . . Lives in Oberlin . . . Was a great high school athlete who was one of the best scholastic golfers in Ohio and lettered four years in basketball.



## LYNN SWANN—Wide Receiver

**BIRTHDATE**—March 7, 1952  
**BIRTHPLACE**—Alcoa, Tennessee  
**HOW ACQUIRED**—Draft (1st in '74)  
**COLLEGE**—Southern California  
**HEIGHT**—6-0  
**WEIGHT**—180  
**NFL EXP.**—5  
**GAMES PLAYED**—'74 (12), '75 (14), '76 (12), '77 (14)

**PRO:** Rebounded last season from injury-plagued 1976 to have his most productive year with 50 receptions and seven touchdowns . . . Became first Steeler since Roy Jefferson had 67 receptions in 1969 to catch 50 passes in one season as he finished sixth in the AFC in receiving and led Steelers in this department for the third straight year . . . Was particularly effective in the six Central Division games with 26 catches and four TDs . . . Had seven receptions in the first Cleveland game and 129 yards receiving in the second one, both of which are new personal highs . . . The latter was the fourth 100-yard game of his career . . . Was used occasionally as a punt returner early in the season . . . Outstanding performance earned him his second Pro Bowl selection in three years . . . Was named to Pro Football Weekly All NFL 1st team, UPI, Sporting News and PFW All AFC 1st teams and AP All NFL 2nd team . . . Even though he had an off-year in 1976 he was superb in the stretch as the Steelers made their incredible drive to the playoffs . . . Was the outstanding offensive player in the famous "snow" game, making five catches under very adverse conditions . . . Added eight receptions in five playoff games . . . Had a super year in 1975 when he ranked sixth in the AFC with 49 receptions and caught 11 TD passes to tie St. Louis' Mel Gray for the NFL lead . . . Capped the 1975 season with a sensational Super Bowl vs. Dallas with four receptions for a game record 161 yards, including a 64-yard catch in the fourth quarter for the Steelers' final and winning score . . . Was elected the game's

Continued . . .

MVP . . . Was a consensus All AFC 1st team choice and on most of the All NFL teams and played in the Pro Bowl for the first time . . . Was used primarily as a punt returner as a rookie and his 14.1 average was the third best in the AFC and fourth highest in Steeler history . . . His 41 returns and 577 yards that year are team records . . . Had a 64-yard TD return against New Orleans that season which is the only one by a Steeler since 1971 . . . Needs six receptions to move into Steelers' top ten of all-time and an average season will move him into fifth place . . . Has 23 TD catches which is fifth best total in team history . . . His total punt returns (60), return yardage (740) and average (12.3) are all fourth highest for a Steeler . . . Ranks fifth in punt returns among active AFC players and his 11.3 average in SB IX vs. Minnesota is a game record . . . Was the 21st player and first WR chosen in the 1974 draft . . . Is a complete player and one of the better blocking receivers in pro football . . . Has great timing and jumping ability . . . Makes the big plays and is one of the best clutch players in the NFL.

**COLLEGE:** Three year starter . . . 1st team All America AP, UPI, Football Writers, Time and Kodak in 1973 . . . Also selected to "Blocking" All America team . . . Holds all-time school record with 95 receptions and his 1,562 yards is second best career mark . . . Led PAC-8 in receiving in 1973 with 42 catches . . . Had 10 receptions and three TDs vs. Washington State . . . Caught six passes in the 1973 Rose Bowl and five more the next year . . . Is USC's third leading all-time punt returner . . . Lettered as a long jumper in sophomore year . . . Public Relations major.

**PERSONAL:** Single . . . Lives in Marina del Rey, Calif. . . Took graduate courses at USC in Radio-TV Production this past off-season . . . Was a high school All America in football and state long jump champion in San Mateo, Calif. . . Has participated in Super Star team and individual competition several times . . . Toured the Far East military bases in 1976 . . . Is interested in a broadcasting career and has had several national appearances for ABC.

## SWANN'S PRO RECORD

### Regular Season

Regular Season						
RECEIVING	No.	Yds.	Avg.	LG	TD	
1974 Pittsburgh AFC	11	208	18.9	54t		2
1975 Pittsburgh AFC	49	781	15.9	43t		11
1976 Pittsburgh AFC	28	516	18.4	47		3
1977 Pittsburgh AFC	50	789	15.8	47		7
Pro Totals—4 years	138	2294	16.6	54t		23
PUNT RETURNS	No.	FC	Yds.	Avg.	LG	TD
1974 Pittsburgh AFC	41	3	577	14.1	69	1
1975 Pittsburgh AFC	7	1	64	9.1	21	0
1976 Pittsburgh AFC	3	0	11	3.8	7	0
1977 Pittsburgh AFC	9	0	88	9.8	31	0
Pro Totals—4 years	60	4	740	12.3	69	1
KICKOFF RETURNS	No.	Yds.	Avg.	LG	TD	
1974 Pittsburgh AFC	2	11	5.5	11		0
RUSHING	Att.	Yds.	Avg.	LG	TD	
1974 Pittsburgh AFC	1	14	14.0	14		0
1975 Pittsburgh AFC	3	13	4.3	11		0
1976 Pittsburgh AFC	1	2	2.0	2		0
1977 Pittsburgh AFC	2	6	3.0	14		0
Pro Totals—4 years	7	35	5.0	14		0

### Post Season

Post Season						
RECEIVING	No.	Yds.	Avg.	LG	TD	
1974 Pittsburgh AFC	5	77	15.4	35	1	
1975 Pittsburgh AFC	8	221	27.6	64t	1	
1976 Pittsburgh AFC	8	135	16.9	30	2	
1977 Pittsburgh AFC	1	6	6.0	6	0	
Totals	22	439	20.0	64t	4	
PUNT RETURNS	No.	FC	Yds.	Avg.	LG	TD
1974 Pittsburgh AFC	8	0	76	9.5	17	0
1976 Pittsburgh AFC	4	0	16	4.0	8	0
Totals	12	0	92	7.8	17	0

RUSHING	Atts.	Tds.	Avg.	LG	TD
1974 Pittsburgh AFC	3	17	5.7	25	0

## SWANN'S SINGLE GAME CAREER HIGHS

### Regular Season

**Most Receptions**—7 (10-2-77 vs. Clev.) **Most Yds. Rec.**—129 (11-13-77 vs. Clev.) **Most TDs**—2 (5 times) **Most Punt Ret.**—7 (10-28-74 vs. Atl.) **Most Yds. Punt Ret.**—106 (11-25-74 vs. NO) **Most TDs**—1 (11-25-74 vs. NO)

### Post Season

**Most Receptions**—5 (12-19-76 vs. Balt.) **Most Yds. Rec.**—161 (1-18-76 vs. Dal.) **Most TDs**—2 (12-19-76 vs. Balt.) **Most Punt Ret.**—3 (3 times) **Most Yds. Punt Ret.**—34 (1-21-75 vs. Minn.)



## J. T. THOMAS—Cornerback

**BIRTHDATE**—April 22, 1951

**BIRTHPLACE**—Macon, Georgia

**HOW ACQUIRED**—Draft (1st in '73)

**COLLEGE**—Florida State

**HEIGHT**—6-2

**WEIGHT**—196

**NFL EXP.**—6

**GAMES PLAYED**—'73 (14), '74 (14), '75 (14), '76 (14), '77 (14)

**PRO:** Should be able to rebound this season from a sub-par year in 1977 . . . An off-season nose operation after the 1976 season prevented him from preparing properly for training camp and he never did get untracked . . . It affected his speed and his coverage suffered on deep patterns . . . Played in every game for the fifth straight year and his consecutive game streak of 70 is the longest on the team with Loren Toews . . . Became a regular in 1974 and tied for the team lead in interceptions with a career-high five . . . Forte has been his consistency at a difficult position where because most teams go to their right more often than the left supporting the run is as important as defending against the pass . . . His ability to play the run so well was a big factor in the Steelers' great rushing defense . . . Until last season had been a very underrated performer who was overshadowed by his more famous teammates . . . Had key interceptions in two of the biggest games in Steeler history . . . His one against Oakland clinched the 1974 AFC championship game and had another in SB X against Dallas . . . Has scored two TDs in his career, both on laterals after fumble recoveries vs. Cleveland in 1974 and Cincinnati in 1975 . . . Was a standout in the 1977 Pro Bowl as a replacement for NE's Mike Haynes.

**COLLEGE:** Played CB his first two years and was moved to strong safety as a senior to take advantage of his tackling ability . . . Selected to NEA, Time and Pro Football Weekly All America teams and was a consensus All South . . . Played in the Senior Bowl and East-West and College All Star games . . . Lettered in track as a long jumper . . . Real Estate and Insurance major.

**PERSONAL:** Married (Deborah) . . . Has one daughter (Kimberly Nicole, 3) . . . Lives in Pittsburgh . . . Is an insurance agent with Lincoln National Life Insurance Co. . . . Teaches Sunday School and is active in youth work.

## THOMAS' PRO RECORD

### Regular Season

INTERCEPTIONS	No.	Yds.	Avg.	LG	TD
1973 Pittsburgh AFC	1	10	10.0	10	0
1974 Pittsburgh AFC	5	22	4.4	14	0
1975 Pittsburgh AFC	3	44	14.7	33	0
1976 Pittsburgh AFC	2	43	21.5	38	0
1977 Pittsburgh AFC	2	10	5.0	12	0
<b>Pro Totals—5 years</b>	<b>13</b>	<b>129</b>	<b>9.9</b>	<b>38</b>	<b>0</b>

### Post Season

INTERCEPTIONS	No.	Yds.	Avg.	LG	TD
1974 Pittsburgh AFC	1	37	37.0	37	0
1975 Pittsburgh AFC	1	35	35.0	35	0
<b>Totals</b>	<b>2</b>	<b>72</b>	<b>36.0</b>	<b>37</b>	<b>0</b>

*Continued . . .*

Continued . . .

## THOMAS' SINGLE GAME CAREER HIGHS

### Regular Season

**Most Ints.**—2 (11-17-74 vs. Clev.) **Most Yds. Ints.**—38 (11-7-76 vs. KC)

### Post Season

**Most Ints.**—1 (12-29-74 vs. Oak) **Most Yds. Int.**—37 (12-29-74 vs. Oak.)



## SIDNEY THORNTON—Running Back

**BIRTHDATE**—September 2, 1954

**BIRTHPLACE**—New Orleans, Louisiana

**HOW ACQUIRED**—Draft (2nd in '77)

**COLLEGE**—Northwestern Louisiana

**HEIGHT**—5-11

**WEIGHT**—230

**NFL EXP.**—2

**GAMES PLAYED**—'77 (13)

**PRO:** Played in 13 games in 1977, mostly on the special teams but saw spot service at RB and was effective . . . Missed the second Cleveland game with a stomach disorder . . . Had three games where his rushing totals were in the thirties. . . Both of his TDs were on short plunges and were the winning margins in the Cincinnati and San Diego victories . . . Is an excellent short-yardage runner with good power . . . Gets off the ball well and his stocky build makes it difficult to bring him down.

**COLLEGE:** Four year starter at FB . . . Holds school career rushing records with 2,662 yards and 573 attempts . . . Had nine 100-yard games and scored 25 TDs . . . Top season was 1976 when he gained 901 yards, including 192 against Northeast Louisiana . . . Had 45 career pass receptions . . . Named to the AP All South Independent 1st team as a senior . . . Won the Offensive MVP award in the Blue-Gray game with a record 151 yards rushing and two TDs . . . Physical Education major.

**PERSONAL:** Single . . . Lives in New Orleans.

## THORNTON'S PRO RECORD

### Regular Season

RUSHING	No.	Yds.	Avg.	LG	TD
1977 Pittsburgh AFC	27	103	3.9	18	2
RECEIVING	No.	Yds.	Avg.	LG	TD
1974 Pittsburgh AFC	1	5	5.0	5	0

## THORNTON'S SINGLE GAME CAREER HIGHS

### Regular Season

**Most Rush. Atts.**—10 (10-17-77 vs. Cin.) **Most Yds. Rush.**—35 (10-17-77 vs. Cin.) **Most TDs Rush.**—1 (twice) **Most Receptions.**—1 (12-18-77 vs. SD)

**Most Yds. Rec.**—5 (12-18-77 vs. SD)



## LOREN TOEWS—Linebacker

**BIRTHDATE**—November 3, 1951

**BIRTHPLACE**—Dinuba, California

**HOW ACQUIRED**—Draft (8th in '73)

**COLLEGE**—California

**HEIGHT**—6-3

**WEIGHT**—222

**NFL EXP.**—6

**GAMES PLAYED**—'73 (14), '74 (14), '75 (14), '76 (14), '77 (14)

**PRO:** After playing behind Andy Russell for four years had the difficult task of taking over for the veteran All Pro in 1977 . . . A knee injury in the first week of training camp forced him to miss the first four preseason games and reduced his effectiveness in the initial part of the regular season . . . Had to play himself into condition during the early league games . . . Was better in the second half of the season when he was healthier and played the quality football he had showed as a valuable backup before earning a regular job . . . Was third on the team in total tackles . . . Because of outstanding speed and mobility excels on pass coverage but needs to improve

against the run . . . Must fight challenge of 1977 first draft choice Robin Cole for position . . . Was well-prepared for starting role as he was used more each season prior to 1977 as the second outside linebacker on both sides and as the extra LB when the Steelers used four in passing situations . . . Had first two starts of pro career in 1976 . . . Fits pattern of Steeler LBs in that he is not big by NFL standards but has good athletic skills . . . Has never missed a regular season game and he and J. T. Thomas have the longest consecutive game streaks on the team at 70 . . . The two were the only 1973 draft choices to make the team.

**COLLEGE:** Two year starter . . . Was a RB as a sophomore . . . Lettered three years in Rugby . . . Was a National Football Foundation Scholar-Athlete Award winner . . . Biological Sciences major.

**PERSONAL:** Married (Valerie) . . . Has one son (Aaron Josef, 2) . . . Lives in Pittsburgh . . . Attends University of Pittsburgh Graduate School of Business Administration . . . Active in Fellowship of Christian Athletes and environmental causes . . . Won 11 letters in high school in football, baseball and basketball . . . Brother Jeff is a starting OT at the University of Washington.

#### TOEWS' PRO RECORD

##### Regular Season

INTERCEPTIONS	No.	Yds.	Avg.	LG	TD
1973 Pittsburgh AFC	2	13	6.5	8	0
<b>Pro Totals—5 years</b>	<b>2</b>	<b>13</b>	<b>6.5</b>	<b>8</b>	<b>0</b>

#### TOEWS' SINGLE GAME CAREER HIGHS

##### Regular Season

**Most Ints.—**2 (12-9-73 vs. Hou.) **Most Yds. Ints.—**13 (12-9-73 vs. Hou.)



### MIKE WAGNER—Safety

**BIRTHDATE**—June 22, 1949

**BIRTHPLACE**—Waukegan, Illinois

**HOW ACQUIRED**—Draft (11th in '71)

**COLLEGE**—Western Illinois

**HEIGHT**—6-1½

**WEIGHT**—200

**NFL EXP.**—8

**GAMES PLAYED**—'71 (12), '72 (14), '73 (14), '74 (13), '75 (12), '76 (14), '77 (3)

**PRO:** Suffered a cracked vertebra in the third game of the 1977 season which sidelined him for the rest of the year and the Steelers failed to compensate for his loss as the secondary did not play up to its previous standards . . . Had developed into one of the most respected safeties in the NFL, combining outstanding physical qualities with exceptional intelligence . . . Is the quarterback of the secondary and his return to All Pro form would be a big boost to the team's effort to regain the NFL title . . . Has the innate ability to be in the right place at the right time . . . Was elected to the AFC Pro Bowl team in 1975 and 1976 and contributed an interception to the victory in the latter game . . . Prior to his injury was coming off the best season of his career in 1976 when he was named to UPI, Pro Football Weekly and Sporting News All AFC 1st teams and the AP All NFL 2nd team . . . Did not have an interception last season but with 24 in his career has the fourth highest total in team history and needs just two to move into third place . . . Ranks 19th among active AFC players . . . Had eight interceptions in 1973 to tie Miami's Dick Anderson for the NFL title and received All Pro recognition for the first time that season . . . Three came in one game against Cincinnati and Ken Anderson who he has intercepted six times in his career . . . In 1975 had a great postseason with two interceptions in the AFC championship against Oakland and one in SB X against Dallas . . . Also had an interception in SB IX vs. Minnesota and his five postseason interceptions is an all-time team high . . . Has been a starter since the first game of his rookie season and a key player in the success of the team.

*Continued . . .*



**COLLEGE:** All Illinois, All NAIA District 20 and Illinois Interstate Intercollegiate Athletic Conference in final two seasons . . . Co-captain senior year . . . Holds school records for interceptions in a season (9) and career and yards interceptions returned for a season and a career . . . Lettered in track and wrestling . . . Accounting major.

**PERSONAL:** Married (Cathy) . . . Has one daughter (Heather, 8) . . . Maintains residences in Pittsburgh and Dillon, Colorado . . . Is an avid skier.

#### WAGNER'S PRO RECORD

##### Regular Season

INTERCEPTIONS	No.	Yds.	Avg.	LG	TD
1971 Pittsburgh AFC	2	53	26.5	29	0
1972 Pittsburgh AFC	6	77	12.8	35	0
1973 Pittsburgh AFC	8	134	16.8	38	0
1974 Pittsburgh AFC	2	13	6.5	9	0
1975 Pittsburgh AFC	4	122	30.5	65	0
1976 Pittsburgh AFC	2	0	0.0	0	0
<b>Pro Totals—7 years</b>	<b>24</b>	<b>399</b>	<b>16.6</b>	<b>65</b>	<b>0</b>

##### PUNT RETURNS

No.	FC	Yds.	Avg.	LG	TD
1971 Pittsburgh AFC	2	3	0	0	0

##### Post Season

INTERCEPTIONS	No.	Yds.	Avg.	LG	TD
1974 Pittsburgh AFC	1	26	26.0	26	0
1975 Pittsburgh AFC	3	53	17.7	20	0
1976 Pittsburgh AFC	1	12	12.0	12	0
<b>Totals</b>	<b>5</b>	<b>91</b>	<b>18.2</b>	<b>26</b>	<b>0</b>

#### WAGNER'S SINGLE GAME CAREER HIGHS

##### Regular Season

**Most Ints.—3** (10-28-73 vs. Cin.) **Most Yds. Ints.—83** (11-2-75 vs. Cin.)

##### Post Season

**Most Ints.—2** (1-4-76 vs. Oak.) **Most Yds. Ints.—34** (1-4-76 vs. Oak.)



#### MIKE WEBSTER—Center

**BIRTHDATE**—March 18, 1952

**BIRTHPLACE**—Tomahawk, Wisconsin

**HOW ACQUIRED**—Draft (5th in '74)

**COLLEGE**—Wisconsin

**HEIGHT**—6-1½

**WEIGHT**—250

**NFL EXP.**—5

**GAMES PLAYED**—'74 (14), '75 (14), '76 (14), '77 (14)

**PRO:** Is probably the best of the young centers in pro football and is on the verge of becoming an All Pro . . . Is gradually earning deserved recognition from opponents and opposing coaches and now must get it from the media . . . Had another outstanding season in 1977 and was named to the All AFC 2nd team by UPI . . . Blocks for the run and pass equally well since adding weight after being undersized early in pro career . . . Has exceptional strength and forte is when a man plays directly over him which makes him particularly effective against increased use of three man fronts in the NFL . . . Outstanding speed enabled him to play guard earlier in his career because of injuries to other players and can still be used there in an emergency although his value is so great at center that it is unlikely he would be moved even for a short period . . . Handles snaps for field goals and extra points . . . Shared center with Ray Mansfield his first two years until taking over completely in 1976 . . . Was named to NFL All Rookie team by Pro Football Writers and Pro Football Weekly in 1974 . . . Has never missed a game . . . Is very dedicated and works on a strength program year-round.

**COLLEGE:** Three year starter . . . Tri-captain senior year . . . AP Honorable Mention in 1973 . . . Played in East-West, Hula Bowl, Senior Bowl, Coaches All America and College All Star games . . . Honor student . . . Physical Education major.

**PERSONAL:** Married (Pamela) . . . Has one daughter (Brook Winter, 2) . . . Lives in McMurray, Pa. . . Has a private pilot's license.




## DWIGHT WHITE—Defensive End

**BIRTHDATE**—July 30, 1949  
**BIRTHPLACE**—Hampton, Virginia  
**HOW ACQUIRED**—Draft (4th in '71)  
**COLLEGE**—East Texas State  
**HEIGHT**—6-4  
**WEIGHT**—255  
**NFL EXP.**—8  
**GAMES PLAYED**—'71 (14), '72 (14),  
 '73 (14), '74 (14), '75 (14),  
 '76 (9), '77 (14)

**PRO:** Has been a very consistent and durable player during his entire career with the Steelers . . . In 1977 bounced back from knee and ankle injuries the previous year to have one of his best seasons . . . Was second on the team in tackles and QB sacks, impressive accomplishments for a defensive lineman playing outside and usually on the offense's weak side . . . Had 6½ sacks to raise his career total to 53, most of any active Steeler . . . For the second time in his career had two interceptions in one game when he nabbed a pair in the second Houston contest which set up one TD . . . Also had nine unassisted tackles and was in on two sacks for one of his best games ever . . . Was sidelined for five games in 1976 which are the only ones he has ever missed . . . Has played all 14 games in each of his other six years . . . Has been a starter since rookie season of 1971 . . . Blossomed the following year when the team made the playoffs for the first time and he led the club with a career-high 10 sacks . . . Made the Pro Bowl that year and again in 1973 . . . Has been a standout in the Steelers' two Super Bowl victories . . . In SB IX vs. Minnesota he trapped Fran Tarkenton for a safety for the game's first score and the only safety in Super Bowl history . . . Came out of a hospital bed to play that game after losing 20 pounds with a viral infection . . . In SB X against Dallas had three QB sacks.

**COLLEGE:** Four year letterman . . . Tri-captain senior year when he was AP Honorable Mention All America . . . 1st team All Lone Star Conference in 1970 and 2nd team in 1971 . . . Physical Education major.

**PERSONAL:** Married (Karen) . . . Lives in Pittsburgh . . . Works year-round in the Sales Department of H. J. Heinz.



## DENNIS WINSTON—Linebacker

**BIRTHDATE**—October 25, 1955  
**BIRTHPLACE**—Forrest City, Arkansas  
**HOW ACQUIRED**—Draft (5th in '77)  
**COLLEGE**—Arkansas  
**HEIGHT**—6-0  
**WEIGHT**—228  
**NFL EXP.**—2  
**GAMES PLAYED**—'77 (13)

**PRO:** Was the Steelers' outstanding rookie in 1977 and received more playing time than any of the other first year players . . . Took advantage of Jack Lambert's holdout during training camp and through the first four preseason games to accelerate development . . . Started four regular season games when Lambert was injured and led the team in tackles in two of them . . . Played especially fine games against Cleveland and Dallas . . . Had interceptions against the Browns and Jets . . . Also made his mark as a hard hitter on punt and kickoff coverages . . . Is one of the most aggressive and physical of the Steeler players.

**COLLEGE:** Four year letterman . . . Played LB until middle of junior year when he was moved to DE . . . Co-captain in senior year . . . Played in North-South game . . . Education major.

**PERSONAL:** Single . . . Lives in Marianna, Arkansas.

### WINSTON'S PRO RECORD

#### Regular Season

INTERCEPTIONS	No.	Yds.	Avg.	LG	TD
1977 Pittsburgh AFC	2	7	3.5	7	0

### WINSTON'S SINGLE GAME CAREER HIGHS

#### Regular Season

Most Ints.—1 (twice) Most Yds. Ints.—7 (11-27-77 vs. NYJ)

## STEELER ROOKIES

**ANDERSON, FRED**      **DE-DT**      **Prairie View**  
 6-4½, 235      Born: 10-30-54, Toppenish, Washington      FA-'78

**COLLEGE:** Played three seasons at Oregon State and one at Prairie View at DT, DE, NG and TE . . . Is very strong and has the potential to develop into a standout with experience . . . Social Work major.

**PERSONAL:** Married (Darla) . . . Lives in Portland, Oregon.

**ANDERSON, LARRY**      **CB**      **Louisiana Tech**  
 5-11, 177      Born: 9-25-56, Monroe, Louisiana      D4-'78

**COLLEGE:** Came to school without a scholarship and became a four year starter . . . All Southland Conference 1st team his final two seasons and conference's Defensive Player of the Year in 1977 . . . AP 3rd team All America . . . Had nine career interceptions, including five in his senior season . . . Was second in 1977 in nation in kickoff returns with a 31.1 average which included two TDs and a long run of 100 yards . . . Was first in conference in punt returns with a 10.0 average on 44 returns, the most in the country in 1977 . . . Also had two punt returns for scores with a 73-yarder his longest . . . Has 4.55 speed with great acceleration . . . Is very tough, hard-nosed player . . . Health and Physical Education major.

**PERSONAL:** Single . . . Lives in Monroe, La.

**BEASLEY, TOM**      **DT**      **Virginia Tech**  
 6-5, 253      Born: 8-11-54, Bluefield, Virginia      D3-'77

**PRO:** Had an excellent training camp in 1977 but a toe injury in the final preseason game against Dallas resulted in him being placed on injured reserve and he missed the entire season . . . Has the ability and attitude to play in the NFL for a long time . . . Has exceptionally long arms which aid him in fighting off blockers and gives him an advantage on the pass rush . . . Is intelligent and dedicated.

**COLLEGE:** Four year starter at DT . . . Was AP 1st team All South Independent and AP Honorable Mention All America in 1976 . . . Played in Blue-Gray and All American Bowl postseason games . . . Industrial Arts major.

**PERSONAL:** Married (Margie) . . . Has one daughter (Kerri Lynn, 1) . . . Lives in Blacksburg, Virginia . . . Completed school for B.S. degree in off-season.

**BECKER, DOUG**      **LB**      **Notre Dame**  
 6-0, 220      Born: 6-27-56, Hamilton, Ohio      D10-'78

**COLLEGE:** Three year starter . . . Is very tough and strong . . . Was fifth on team in total tackles in 1977 . . . Is outstanding special teams player with 4.75 speed . . . Had key interception against Purdue last season which led to winning TD when he returned ball to the 3-yard line . . . Played in Gator Bowl (1976) and Cotton Bowl (1978) . . . Sociology major . . . Along with Willie Fry, the first Notre Dame players drafted by the Steelers since 1969.

**PERSONAL:** Single . . . Lives in Hamilton, Ohio . . . Also won letters in baseball and track in high school.

**BRZOZA, TOM**      **C**      **Pitt**  
 6-2, 250      Born: 8-29-56, New Castle, Pa.      D11-'78

**COLLEGE:** Four year letterman and starter since the fourth game of his freshman year . . . Played at guard first three years and made AP, UPI and Football News 2nd team All America teams and unanimous All East in 1976 when Pitt won the

national championship . . . Moved to center in senior year and was a consensus 1st team All America and unanimous All East . . . Played in Hula and Japan Bowls . . . Played in Sun (1975), Sugar (1976) and Gator (1977) Bowls . . . English major.

**PERSONAL:** Single . . . Lives in New Castle . . . Younger brother Joe is an offensive lineman at Pitt.

<b>CARR, BRAD</b>	<b>LB</b>	<b>Maryland</b>
6-0, 211	Born: 2-4-56, York, Pa.	D12-'78

**COLLEGE:** Four year letterman and three year starter . . . Co-captain in 1977 . . . Leading tackler on 1976 Cotton Bowl team when he made All ACC 1st team and Honorable Mention All America . . . Was bothered much of 1977 season by a bruised shoulder . . . Runs the 40 in 4.7 . . . Is very competitive person and good special teams prospect . . . Played in Liberty (1974), Gator (1975) and first Hall of Fame (1977) Bowls . . . General Studies major.

**PERSONAL:** Single . . . Lives in York, Pa. . . . Is a fine pianist and has professional potential.

<b>COLES, ROSCOE</b>	<b>RB</b>	<b>Virginia Tech</b>
5-10, 170	Born: 3-22-56, Norfolk, Virginia	FA-'78

**COLLEGE:** Four year starter . . . Holds school records with 3,459 yards, 656 rushing attempts, 5.3 rushing average and 29 TDs rushing . . . Is the 16th leading college rusher of all-time . . . Had two 1,000-yard seasons with his junior year total of 1,119 being another school high . . . Made AP All Southern Independent 1st team and Honorable Mention All America in 1976 . . . Lettered twice in track . . . Education major.

**PERSONAL:** Married (Theresa) . . . Lives in Virginia Beach, Virginia.

<b>COLLINS, FRANK</b>	<b>WR</b>	<b>Utah</b>
5-9, 180	Born: 7-31-54, Troy, North Carolina	FA-'78

**PRO:** Had tryout as free agent with Cincinnati in 1976.

**COLLEGE:** Three year letterman . . . Had career reception totals of 37 catches for a 13.0 average . . . Played tailback in 1974 and gained 405 yards on 123 running attempts for a 3.2 average . . . Did not play in 1973 . . . Communications major.

**PERSONAL:** Single . . . Lives in Beaver Falls, Pa.

<b>COLQUITT, CRAIG</b>	<b>P</b>	<b>Tennessee</b>
6-1½, 240	Born: 6-9-54, Knoxville, Tennessee	D3-'78

**COLLEGE:** Three year regular who came to school without a scholarship . . . Did not enter college until two years after graduating high school . . . Named to All SEC 1st team final two seasons . . . Was second in the nation in 1977 with a 45.0 average on 66 punts . . . Had a career average of 42.5 . . . Longest punt was 71-yarder against Oregon State in 1977 . . . Is first kicker the Steelers have drafted since 1971 . . . Art major.

**PERSONAL:** Single . . . Lives in Jamestown, North Carolina . . . Was an outstanding QB in high school.

<b>COURSON, STEVE</b>	<b>G</b>	<b>South Carolina</b>
6-1, 260	Born: 10-1-55, Philadelphia, Pa.	D5-'77

**PRO:** Showed a lot of promise before an ankle injury late in training camp sidelined him for the season . . . Possesses exceptional strength . . . Has outstanding speed and good agility . . . Needs to improve his pass-blocking techniques.

**COLLEGE:** Two year starter . . . Was DT as a freshman . . . Named to 1st team All South Carolina and All South Independent.

*Continued . . .*

*Continued . . .*

ent in 1976 . . . Played in East-West Shrine and Blue-Gray games . . . Liberal Arts major.

**PERSONAL:** Single . . . Lives in Gettysburg, Pa.

**DAVIS, ANNISE**

**RB**

**Missouri**

6-10, 224

Born: 3-16-54, Mansfield, Ohio

FA-'78

**COLLEGE:** Three year letterman . . . Had career rushing records of 583 yards on 134 attempts for a 4.4 average . . . Gained 199 yards in final two games of 1977 season with 98 vs. Oklahoma State and 101 vs. Kansas . . . Good inside runner who is very strong with 4.7 speed . . . Physical Education major.

**PERSONAL:** Single . . . Lives in Memphis, Tennessee.

**DUFRESNE, MARK**

**TE**

**Nebraska**

6-3, 230

Born: 12-3-55, Douglas, Wyoming

D7-'78

**COLLEGE:** Two year letterman . . . Played two years at Ventura (Cal.) JC where he was an Honorable Mention All America . . . Was used mainly as a blocker and shared playing time with Ken Spaeth, drafted by Buffalo in the fifth round . . . Caught just seven passes . . . Is an excellent special teams prospect . . . Runs the 40 in 4.8 . . . Played in Bluebonnet (1976) and Liberty (1977) Bowls . . . Business Administration major.

**PERSONAL:** Married (Leslie) . . . Lives in Lincoln, Nebraska.

**FRY, WILLIE**

**DE**

**Notre Dame**

6-3½, 240

Born: 2-23-55, Memphis, Tennessee

D2-'78

**COLLEGE:** Three year starter who played on national championship teams in freshman and senior seasons . . . Was tri-captain in his senior year and co-captain in his junior season, the first junior to be honored at Notre Dame since 1968 . . . Is excellent pass rusher and had 29 QB sacks in four years . . . Runs the 40 in 4.75 . . . Has excellent agility and acceleration . . . Is very strong in the upper body and is a dedicated weightlifter . . . Compares favorably to L. C. Greenwood in talent and style . . . Did not play in 1974 season . . . Played in the 1978 Senior Bowl and Cotton (1978), Gator Bowl (1976) and Sugar Bowl (1973) . . . Economics major . . . Honor student . . . First Notre Dame player drafted by the Steelers since Terry Hanratty was a 1969 choice.

**PERSONAL:** Single . . . Lives in Memphis . . . Won nine letters in high school in football, basketball and track.

**GAINES, WENTFORD**

**CB**

**Cincinnati**

6-0, 185

Born: 2-4-53, Anderson, South Carolina

D9-'76

**PRO:** Had an outstanding training camp in 1977 but suffered a severely sprained ankle in the final preseason game vs. Dallas and had to be placed on injured reserve for the second straight year . . . A hamstring injury sidelined him the entire 1976 season.

**COLLEGE:** Played at Ferrum (Va.) JC two years . . . Enrolled at Tennessee Tech but never played football there although he did run track . . . Started two years at Cincinnati . . . Health Administration major.

**PERSONAL:** Single . . . Lives in Pittsburgh.

**GILLESPIE, DAVE**

**RB**

**Nebraska**

6-1, 200

Born: 12-27-54, San Jose, California

FA-'78

**COLLEGE:** Two year letterman who missed almost entire senior season in 1976 with a hamstring injury and did not play in 1977 while completing his studies . . . Had career totals of 548 yards on 150 carries and 11 TDs . . . Was also used as kickoff

returner . . . Has good blocking and receiving skills . . . Runs the 40 in 4.6 . . . Lettered in track in 60-yard (6.3) dash . . . Physical Education major.

**PERSONAL:** Married (Anne) . . . Lives in Lincoln, Nebraska.

## **JOHNSON, RON                      CB                      Eastern Michigan**

5-10, 200

Born: 6-8-56, Detroit, Michigan

D1-'78

**COLLEGE:** Four year starter at S and CB . . . Tri-captain in senior year . . . All Mid-American Conference 1st team in 1976 and 1977 . . . AP 3rd team All America latter season . . . Team's Most Valuable Defensive Player his final two seasons . . . Had 337 tackles in four seasons and two interceptions . . . Played in Senior Bowl and East-West and had an interception in the latter . . . Was rated the best DB in that game by BLESTO . . . Was personally scouted by Chuck Noll in Senior Bowl . . . Has 4.5 speed . . . Outstanding athlete with excellent quickness and strength . . . Possesses good football intelligence . . . Is projected as a CB but could be used at S . . . Was the 22nd player drafted and the fourth DB selected . . . Is a very physical player who should fit in well with the Steelers' aggressive defensive style . . . Speech Communications major with a minor in Marketing . . . Went to school without a scholarship.

**PERSONAL:** Single . . . Lives in Detroit . . . Was an offensive guard in high school.

## **JURICH, TOM                      PK                      Northern Arizona**

5-10, 185

Born: 7-26-56, Alhambra, California

D10-'78

**COLLEGE:** Soccer-style kicker . . . Three year regular . . . Tri-captain in senior year . . . Set 20 school, seven Big Sky Conference and five NCAA records . . . Is school's all-time leading scorer with 160 points . . . Led nation's kickers in scoring in 1977 with 92 points on 20 of 29 field goal attempts and 32 of 35 extra points . . . Set NCAA Division II records with 10 extra points in a game and 20 field goals in a season . . . Kicked two 54-yard FGs . . . Made 28 of 57 career FGAs for 49% . . . All Big Sky 1st team his final two seasons and conference's Offensive Player of the Year in 1977 . . . Also made Kodak All America 1st team, Sporting News Honorable Mention and All Rocky Mountain 1st team . . . Punted in his senior year and averaged 37.1 on 59 punts . . . Was backup quarterback in freshman and sophomore years . . . Business major . . . Was drafted on choice acquired from Tampa Bay for Ernie Holmes.

**PERSONAL:** Single . . . Lives in Arcadia, Calif. . . Won 11 letters in four sports in high school.

### **STEELERS PRONUNCIATION GUIDE**

John Banaszak	BAN-uh-sak
Rocky Bleier	BLY-er
Mel Blount	BLUNT
Tom Brzozza	br-ZOE-zah
Steve Courson	CORE-sin
Brad Cousino	KOOZ-no
Mark Dufresne	doo-FRANE
Tony Dungy	DUN-gee
Steve Furness	FUR-ness
Roy Gerela	JUH-rell-uh
Tom Jurich	JU-rick
Jon Kolb	COHLB
Mike Kruczek	KROOZ-eck
Ray Pinney	PIN-nee
Dave Pureifory	PURE-i-foy
Randy Reutershan	ROO-ter-shan
Wayne Schwalbach	SWALL-bock
Cliff Stoudt	STOUT
Loren Toews	TAVES

*Continued on page 58*

# 1978 STEELER TRAINING CAMP ROSTER

No.	Name	Pos.	Ht.	Wgt.	NFL Exp.	Birth-date	Birthplace	College	How Acquired	Games in '77
	ANDERSON, Fred	DE-DT	6-4½	235	R	10/30/54	Toppenish, Wash.	Prairie View A & M	FA-'78	0
	ANDERSON, Larry	CB	5-11	177	R	9/25/56	Monroe, Louisiana	Louisiana Tech	D4-'78	0
	AVERETT, Thomas	LB	6-0	200	R	4/11/56	Detroit, Michigan	Eastern Michigan	FA-'78	0
76	BANASZAK, John	DE	6-3	244	4	8/24/50	Cleveland, Ohio	Eastern Michigan	FA-'75	8
65	BEASLEY, Tom	DT	6-5	253	1	8/11/54	Northfork, W. Va.	Virginia Tech	D3-'77	0
	BECKER, Doug	LB	6-0	220	R	6/27/56	Hamilton, Ohio	Notre Dame	D10-'78	0
83	BELL, Theo	WR	5-11½	180	2	12/21/53	Bakersfield, Calif.	Arizona	D4-'76	0
20	BLEIER, Rocky	RB	5-11	210	10	3/5/46	Appleton, Wis.	Notre Dame	D16-'68	13
47	BLOUNT, Mel	CB	6-3	205	10	4/10/48	Vidalia, Georgia	Southern University	D3-'70	14
12	BRADSHAW, Terry	QB	6-3	215	9	9/2/48	Shreveport, La.	Louisiana Tech	D1-'70	14
79	BROWN, Larry	OT	6-4	245	8	6/16/49	Jacksonville, Fla.	Kansas	D5-'71	14
	BRZOZA, Tom	C	6-2	250	R	8/29/56	New Castle, Pa.	Pitt	D11-'78	0
	CARR, Brad	LB	6-0	211	R	2/4/56	Harrisburg, Pa.	Maryland	D12-'78	0
56	COLE, Robin	LB	6-2	220	2	9/11/55	Los Angeles, Calif.	New Mexico	D1-'77	8
	COLES, Roscoe	RB	5-10	170	R	3/22/56	Norfolk, Virginia	Virginia Tech	FA-'78	0
	COLLINS, Frank	WR	5-9	180	R	7/31/54	Troy, North Carolina	Utah	FA-'78	0
	COLQUITT, Craig	P	6-1½	182	R	6/9/54	Knoxville, Tenn.	Tennessee	D3-'78	0
77	COURSON, Steve	G	6-1	260	1	10/1/55	Philadelphia, Pa.	South Carolina	D5-'77	0
60	COUSINO, Brad	LB	6-0	216	4	4/5/53	Toledo, Ohio	Miami (Ohio)	FA-'77	3
89	CUNNINGHAM, Bennie	TE	6-5	247	3	12/23/54	Laurens, S. C.	Clemson	D1-'76	12
	DAVIS, Annise	RB	5-10	224	R	3/16/54	Mansfield, Ohio	Missouri	FA-'78	0
57	DAVIS, Sam	G	6-1	255	12	7/4/44	Ocala, Georgia	Allen University	FA-'67	11
35	DELOPLAINE, Jack	RB	4-10	205	3	4/21/54	Pottstown, Pa.	Salem (W. Va.)	D6-'76	8
	DORN BROOK, Tom	G	6-2	240	R	12/1/56	Pittsburgh, Pa.	Kentucky	FA-'78	0
	DUFRESNE, Mark	TE	6-3	230	R	12/3/55	Douglas, Wyoming	Nebraska	D7-'78	0
21	DUNGY, Tony	S	6-0	190	2	10/6/55	Jackson, Mich.	Minnesota	FA-'77	14
67	DUNN, Gary	DT	6-3	247	2	8/24/53	Coral Gables, Fla.	Miami (Fla.)	D6-'76	0
27	EDWARDS, Glen	S	6-0	185	8	7/31/47	St. Petersburg, Fla.	Florida A & M	FA-'71	13
17	ENGLES, Rick	P	5-11	180	3	8/18/54	Tulsa, Oklahoma	Tulsa	FA-'77	1



64	FRY, Willie	DE	6-3½	240	R	2/23/55	Memphis, Tennessee	Notre Dame	D2-'78	0
	FURNESS, Steve	DT-DE	6-4	255	7	12/5/50	Providence, R. I.	Rhode Island	D5-'72	14
36	GAINES, Wentford	S	6-0	185	1	2/4/53	Anderson, S. C.	Cincinnati	D9-'76	0
10	GERELA, Roy	K	5-10	185	10	4/2/48	Sarreal, Alberta	New Mexico State	W-'71	14
	GILLESPIE, Dave	RB	6-1	200	R	12/27/54	San Jose, Calif.	Nebraska	FA-'78	0
75	GREENE, Joe	DT	6-4	260	10	9/24/46	Temple, Texas	North Texas State	D1-'69	13
68	GREENWOOD, L. C.	DE	6-6½	250	10	9/8/46	Canton, Miss.	Arkansas AM&N	D10-'69	9
84	GROSSMAN, Randy	TE	6-1	215	5	9/20/52	Philadelphia, Pa.	Temple	FA-'74	13
59	HAM, Jack	LB	6-1	225	8	12/23/48	Johnstown, Pa.	Penn State	D2-'71	14
32	HARRIS, Franco	RB	6-2	225	7	3/7/50	Fort Dix, N. J.	Penn State	D1-'72	14
46	HARRISON, Reggie	RB	5-11	220	5	1/9/50	Somerville, N. J.	Cincinnati	FA-'74	14
61	HICKS, John	G	6-2	260	5	3/21/51	Cleveland, Ohio	Ohio State	T-'78	13
	JOHNSON, Ron	CB	5-10	200	R	6/8/56	Detroit, Michigan	Eastern Michigan	D1-'78	0
	JURICH, Tom	PK	5-10	185	R	7/26/56	Alhambra, Calif.	Northern Arizona	D10-'78	0
	KERSEY, Merritt	P	6-2	210	3	2/22/50	Alexandria, Virginia	West Chester State	FA-'78	0
	KEYS, Andre	WR	6-6	223	R	2/10/55	San Francisco, Calif.	California Poly	D8-'78	0
55	KOLB, Jon	OT	6-2	262	10	8/30/47	Ponca City, Okla.	Oklahoma State	D4-'69	13
15	KRUCZEK, Mike	QB	6-1	205	3	3/15/53	Washington, D.C.	Boston College	D2-'76	2
54	LaCROSSE, Dave	LB	6-3	210	2	12/22/55	Philadelphia, Pa.	Wake Forest	D10-'77	14
58	LAMBERT, Jack	LB	6-4	220	5	7/8/52	Mantua, Ohio	Kent State	D2-'74	11
43	LEWIS, Frank	WR	6-1	196	8	7/7/47	New Orleans, La.	Grambling State	D1-'71	10
	McCARTNEY, Larry	TE	6-3	220	R	5/7/56	Jena, Louisiana	Louisiana Tech	FA-'78	0
28	MAXSON, Alvin	RB	6-0	205	5	11/12/51	Beaumont, Texas	Southern Methodist	FA-'77	7
	MOSER, Rick	RB	6-0	210	R	12/18/56	White Plains, N. Y.	Rhode Island	D8-'78	0
72	MULLINS, Gerry	G	6-3	244	8	8/24/49	Fullerton, Calif.	Southern California	D4-'71	12
66	PETERSEN, Ted	C-OT	6-5	244	2	2/7/55	Kankakee, Ill.	Eastern Illinois	D4-'77	14
	PHELAN, Jack	DB	6-3	203	R	6/14/54	Hartford, Conn.	St. Francis (Pa.)	FA-'78	0
74	PINNEY, Ray	OT-C	6-4	240	3	6/29/54	Seattle, Wash.	Washington	D2-'76	14
73	PUREIFORY, Dave	DE-DT	6-1	260	7	7/12/49	Pensacola, Florida	Eastern Michigan	T-'78	12
	RANDOLPH, Jimmy	CB	6-0	192	R	11/9/56	Albany, Georgia	Tenn. at Martin	FA-'78	0

No.	Name	Pos.	Ht.	Wgt.	NFL Exp.	Birth-date	Birthplace	College	How Acquired	Games in '77
	REUTERSHAN, Randy	WR-CB	5-10	182	R	6/30/55	New York, N. Y.	Pitt	D6-'78	0
	REYNOLDS, Lance	OT	6-2	272	R	4/30/54	Salt Lake City, Utah	Brigham Young	D9-'78	0
	RHODES, Mike	WR	5-11	187	R	10/16/54	Union City, Indiana	Miami (Ohio)	FA-'78	0
	SCHWALBACH, Wayne	TE-P	6-2½	230	R	5/21/55	Escanaba, Mich.	Central Michigan	FA-'78	0
	SCOTT, Ron	RB	6-1	200	R	11/18/55	Garden City, Kansas	N. Carolina A & T	FA-'78	0
31	SHELL, Donnie	S	5-11	190	5	8/26/52	Whitmire, S. C.	South Carolina State	FA-'74	12
	SINGLETARY, Clay	C	6-2	225	R	6/9/56	Sturgus, S. D.	West Virginia	FA-'78	0
	SITLER, Gary	P	5-11	188	R	7/26/56	Pittsburgh, Pa.	Wittenberg	FA-'78	0
86	SMITH, Jim	WR	6-2	205	2	7/20/55	Blue Island, Ill.	Michigan	D3-'77	14
37	SMITH, Laverne	RB	5-10	193	2	9/12/54	Greenwood, Miss.	Kansas	D4-'77	7
82	STALLWORTH, John	WR	6-2	183	5	7/15/52	Tuscaloosa, Ala.	Alabama A & M	D4-'74	14
18	STOUDT, Cliff	QB	6-4	218	2	3/27/55	Oberlin, Ohio	Youngstown State	D5-'77	0
88	SWANN, Lynn	WR	6-0	180	5	3/7/52	Alcoa, Tennessee	Southern California	D1-'74	14
	TERRY, Nat	CB	5-11	167	R	7/20/56	Tampa, Florida	Florida State	D11-'78	0
24	THOMAS, J. T.	CB	6-2	196	6	4/22/51	Macon, Georgia	Florida State	D1-'73	14
	THOMPSON, Bobby	CB	5-11	185	R	9/2/55	McKeesport, Pa.	Georgia	FA-'78	0
38	THORNTON, Sidney	RB	5-11	230	2	9/2/54	Baton Rouge, La.	Northwestern La.	D2-'77	13
51	TOEWS, Loren	LB	6-3	222	6	11/3/51	Dinuba, Calif.	California	D8-'73	14
	WAGNER, Brad	DB	6-1	180	R	11/9/55	Seneca, Kansas	Kansas State	FA-'78	0
23	WAGNER, Mike	S	6-1½	200	8	6/22/48	Waukegan, Ill.	Western Illinois	D11-'71	3
52	WEBSTER, Mike	C	6-1½	250	5	3/18/52	Tomahawk, Wis.	Wisconsin	D5-'74	14
78	WHITE, Dwight	DE	6-4	255	8	7/30/49	Hampton, Virginia	East Texas State	D4-'71	14
53	WINSTON, Dennis	LB	6-0	228	2	10/25/55	Marianna, Ark.	Arkansas	D5-'77	13

# 1978 STEELER TRAINING CAMP DEPTH CHART

OFFENSE												
WR	LT	LG	C	RG	RT	TE						
							82 Stallworth	57 Davis	52 Webster	72 Mullins	79 Brown	89 Cunningham
							43 Lewis	62 Hicks	74 Pinney	62 Hicks	74 Pinney	84 Grossman
							Keys (D8)	77 Courson	66 Petersen	Dornbrook (FA)	66 Petersen	79 Brown
							Rhodes (FA)		Brzoza (D11)	Singletary (FA)		Dufresne (D7)
RB	RB	RB	QB	RS	RLB	RE						
							20 Bleier	32 Harris	12 Bradshaw	88 Swann		McCartney (FA)
							28 Maxson	46 Harrison	15 Kruzcek	86 J. Smith		Schwalbach (FA)
							35 Deloplaine	38 Thornton	18 Stoudt	83 Bell		
							37 L. Smith	A. Davis (FA)		Reutershan (D6)		
P	LB	RB	QB	RS	RLB	RE						
							Moser (D8)	Scott (FA)		Collins (FA)		
							Coles (FA)					
							Gillespie (FA)					
DEFENSE												
LE	LT	LT	MLB	RT	RLB	RE						
							68 Greenwood	75 Greene	64 Furness	78 White		
							76 Banaszak	71 Pureifory	71 Pureifory	71 Banazak		
							71 Pureifory	65 Beasley	67 Dunn	71 Pureifory		
							F. Anderson (FA)			Fry (D2)		
P	LB	RB	QB	RS	RLB	RE						
							Engles	59 Ham	58 Lambert	51 Toews		
							Colquitt (D3)	60 Cousino	53 Winston	56 Cole		
							Schwalbach (FA)	Becker (D10)		54 LaCrosse		
							Sitler (FA)	Averett (FA)		Carr (D12)		
WR	LT	LG	C	RG	RT	TE						
							24 Thomas	23 M. Wagner	47 Blount	10 Gerela		
							36 Gaines	31 Shell	29 Sexton	Jurich (D10)		
							Johnson (D1)	21 Dungy	L. Anderson (D4)			
							Terry (D11)		Randolph (FA)			
Phelan (FA)		Reutershan (D6)										
Kersey (FA)		B. Wagner (FA)										

**KEYS, ANDRE**                      **WR**                      **California Polytech**  
6-6, 223                      Born: 2-10-55, San Francisco, Calif.                      D8-'78

**COLLEGE:** Played just three games and started final game of 1977, catching six passes for 97 yards and one TD . . . Attended San Francisco JC for two years . . . Is an outstanding basketball player who had a four week tryout with the Golden State Warriors in the summer of 1977 . . . Named to 1st team California Collegiate Athletic Association and led conference in rebounding while averaging 16.1 points per game . . . Was MVP in NCAA Division II Western Regional . . . Physical Education major,

**PERSONAL:** Single . . . Lives in San Francisco.

**McCARTNEY, LARRY**                      **TE**                      **Louisiana Tech**  
6-3, 220                      Born: 5-7-56, Alexandria, Louisiana                      FA-'78

**COLLEGE:** Played one year at high school position of quarterback . . . Was two year starter at TE and caught 47 passes for 19.7 average and 5 TDs in career . . . Named to All Southland Conference 1st team in 1977 . . . Threw javelin in track . . . Health and Physical Education major.

**PERSONAL:** Single . . . Lives in Jena, Louisiana.

**MOSER, RICK**                      **RB**                      **Rhode Island**  
6-0, 210                      Born: 12-18-56, White Plains, N.Y.                      D8-'78

**COLLEGE:** Four year letterman and three year starter . . . Named to 1st team All Yankee Conference final two seasons . . . Gained 1,299 yards in career with a 4.3 average with junior being his best with 691 . . . Caught 33 passes . . . Scored 12 TDs . . . Is excellent short yardage runner with 4.65 speed . . . Marketing major . . . Two time NCAA Division II Academic All America and secretary of Beta Gamma Sigma business honor society . . . Was selected on draft choice acquired from St. Louis for Marv Kellum.

**PERSONAL:** Single . . . Lives in Scarsdale, N.Y.

**PHELAN, JACK**                      **DB**                      **St. Francis (Pa.)**  
6-3, 203                      Born: 6-14-54, Hartford, Connecticut                      FA-'78

**COLLEGE:** Did not play football in college . . . Outstanding basketball player who was a sixth round draft choice of the Golden State Warriors but did not make the team in a 1977 trial . . . Secondary Education major.

**PERSONAL:** Single . . . Lives in Niagara Falls where he spent the 1977-78 season as an assistant basketball coach at Niagara University.

**RANDOLPH, JIMMY**                      **CB**                      **Tenn. at Martin**  
6-0, 192                      Born: 11-9-56, Jacksonville, Florida                      FA-'78

**COLLEGE:** Attended Tampa in 1974 for a year before the school dropped football . . . Lettered at Iowa State before transferring to Tennessee at Martin where he was a two year starter . . . Runs a 4.7 forty . . . Is an excellent athlete . . . Had two interceptions in 1977 and returned one 100 yards against Morehead State. . . . Physical Education major.

**PERSONAL:** Single . . . Lives in Jacksonville . . . Correct given name is Andrew Melvin.

**REUTERSHAN, RANDY**      **WR-CB**      **Pitt**  
 5-10, 182      Born: 6-30-55, New York, N.Y.      D6-'78

**COLLEGE:** Three year letterman . . . Is tremendous special teams player and was used primarily in that role at Pitt . . . Special teams captain for three years . . . Was third leading receiver in 1977 with 17 receptions for 311 yards for an 18.3 average and two TDs . . . Has 4.4 speed with excellent quickness . . . Scored exceptionally high in agility drills and vertical jump . . . Played in Sun (1975), Sugar (1976) and Gator (1977) Bowls . . . Is first Pitt player drafted by the Steelers since 1966 . . . Economics major . . . Honor student.

**PERSONAL:** Single . . . Lives in Pittsburgh.

**REYNOLDS, LANCE**      **OT**      **Brigham Young**  
 6-2, 272      Born: 4-30-54, Salt Lake City, Utah      D9-'78

**COLLEGE:** Three year starter . . . Played guard as a sophomore . . . Offensive captain in 1977 . . . Unanimous 1st team All Western Athletic Conference and Honorable Mention All America in senior year . . . Is very strong drive blocker and size enables to pass protect well . . . Played in East-West game and Senior Bowl . . . Business Management major.

**PERSONAL:** Married (Leslie) . . . Has a daughter (Brittany, 1) . . . Lives in Salt Lake City.

**RHODES, MIKE**      **WR**      **Miami (O.)**  
 5-11, 187      Born: 10-16-54, Union City, Indiana      FA-'78

**PRO:** Had tryout as a free agent with the Steelers in 1977.

**COLLEGE:** Two year starter . . . Had career receiving totals of 34 catches for 479 yards and a 14.1 average . . . Returned kickoffs . . . Played in Ohio North-South game . . . Physical Education major.

**PERSONAL:** Single . . . Lives in Cincinnati . . . Works in a health club there.

**SCHWALBACH, WAYNE TE-P** **Central Michigan**  
 6-2½, 230      Born: 5-21-55, Escanaba, Michigan      FA-'78

**COLLEGE:** Three year starter . . . Led team in receiving in final two years and is school's fifth leading career receiver with 58 catches for a 19.2 average . . . Is school's all-time leading punter with 182 kicks for a 37.0 average and had a long of 85 yards . . . Named to Mid-American conference 1st team in 1976 and 1977 . . . Played in East-West Shrine game . . . Industrial Education major.

**PERSONAL:** Married (Patricia) . . . Has a son (Brian, 1) and a daughter (Amiee, born 2-22-78) . . . Lives in Escanaba, Michigan.

**SCOTT, RON**      **RB**      **North Carolina A & T**  
 6-1, 200      Born: 11-18-55, Riverside, California      FA-'78

**COLLEGE:** Four year letterman . . . Played FB, TE and DE . . . Led team in rushing final two years with a total of 958 yards on 244 carries for a 3.9 average and eight TDs . . . Industrial Technology major.

**PERSONAL:** Single . . . Lives in Garden City, Kansas.

**SINGLETARY, CLAY**      **C**      **West Virginia**  
 6-2, 225      Born: 6-9-56, Sturgis, South Dakota      FA-'78

**COLLEGE:** Four year letterman who was a starter since the middle of his freshman year . . . Played DT his first two seasons,

*Continued . . .*

*Continued . . .*

OT as a junior and C his final season . . . Lettered in track as a shotput in his senior year . . . Business major.

**PERSONAL:** Single . . . Lives in State College, Pa.

<b>SITLER, GARY</b>	<b>Punter</b>	<b>Wittenberg</b>
5-11, 188	Born: 7-26-56, Pittsburgh, Pa.	FA-'78

**COLLEGE:** Three year regular . . . Also played TE . . . Had career average of 39.4 with best season being 1976 when he had a 41.1 mark . . . Returns averaged just 4.4 in his final two years . . . Named to All Ohio Athletic Conference 1st team three years . . . Played in Alonzo Stagg Bowl in 1975 . . . Geology and Political Science major . . . Honor student.

**PERSONAL:** Single . . . Lives in Newark, Ohio.

<b>TERRY, NAT</b>	<b>CB</b>	<b>Florida State</b>
5-11, 167	Born: 7-20-56, Tampa, Florida	D11-'78

**COLLEGE:** Two year starter . . . Was defensive captain in 1977 when he made AP 1st team All South Independent . . . Had four career interceptions with three coming in final season . . . Was team's primary punt returner for two years and averaged 5.5 on 38 returns . . . Played in the 1977 Tangerine Bowl and Can-Am post-season All Star game . . . Criminology major . . . Was selected on second draft choice received from Tampa Bay in Ernie Holmes trade.

**PERSONAL:** Single . . . Lives in Tampa . . . Also lettered in basketball and track in high school.

<b>THOMPSON, ROBERT</b>	<b>CB</b>	<b>Georgia</b>
5-11, 185	Born: 9-2-55, McKeesport, Pa.	FA-'78

**COLLEGE:** Three year starter and considered best DB on Georgia squad . . . Had six career interceptions and led team with five in 1975 . . . Is very aggressive player and a solid tackler . . . Education major.

**PERSONAL:** Married (Michiale) and has a son (Shawn) . . . Lives in Athens, Georgia.

<b>WAGNER, BRADLEY</b>	<b>DB</b>	<b>Kansas State</b>
6-1, 180	Born: 11-9-55, Seneca, Kansas	FA-'78

**COLLEGE:** Played two years at Coffeyville (Kansas) Junior College and Honorable Mention JC All America . . . Won two letters at Kansas State at S . . . Led DBs in total tackles in 1977 . . . Has 4.4 speed . . . Social Science major.

**PERSONAL:** Single . . . Lives in Seneca, Kansas.

### **STEELERS IN HALL OF FAME**

Art Rooney (1964), Bert Bell (1963), Johnny "Blood" McNally (1963), Cal Hubbard (1963), Bill Dudley (1966), Walt Kiesling (1966), Bobby Layne (1967), Marion Motley (1968), Ernie Stautner (1969).

*Year is date of induction*

# 1977 STEELER RESULTS

## PRESEASON

August 6	Steelers 28	—	Buffalo	24	49,600
August 13	Steelers 21	@	Kansas City	23	28,584
August 20	Steelers 26	@	New York Jets	13	33,408
August 28	Steelers 10	@	New England	13	43,779
September 2	Steelers 21	—	Philadelphia	13	49,548
September 8	Steelers 0	—	Dallas	30	49,824

WON 3, LOST 3

Attendance: 254,743 — Home 99,148; Away 155,595

## REGULAR SEASON

September 19	Steelers 27	—	San Francisco	0	48,046
September 25	Steelers 7	—	Oakland	16	50,398
October 2	Steelers 28	@	Cleveland	14	80,588
October 9	Steelers 10	@	Houston	27	49,226
October 17	Steelers 20	—	Cincinnati	14	47,950
October 23	Steelers 27	—	Houston	10	48,517
October 30	Steelers 21	@	Baltimore	31	60,225
November 6	Steelers 7	@	Denver	21	74,967
November 13	Steelers 35	—	Cleveland	31	47,055
November 20	Steelers 28	—	Dallas	13	49,761
November 27	Steelers 23	@	New York Jets	20	47,385
December 4	Steelers 30	—	Seattle	20	45,429
December 10	Steelers 10	@	Cincinnati	17	36,133
December 18	Steelers 10	@	San Diego	9	50,727

WON 9, LOST 5

Attendance: 736,407 — Home 337,156; Away 399,251

## POSTSEASON

December 24	Steelers 21	@	Denver	24	75,011
-------------	-------------	---	--------	----	--------

Attendance: 75,011

# FINAL 1977 NFL TEAM STANDINGS

## AMERICAN CONFERENCE

### Eastern Division

	W	L	T	Pct.	Pts.	OP
Baltimore	10	4	0	.714	295	221
Miami	10	4	0	.714	313	197
New England	9	5	0	.643	278	217
New York Jets	3	11	0	.214	191	300
Buffalo	3	11	0	.214	160	313

### Central Division

	W	L	T	Pct.	Pts.	OP
PITTSBURGH	9	5	0	.643	283	243
Houston	8	6	0	.571	299	230
Cincinnati	8	6	0	.571	238	235
Cleveland	6	8	0	.429	269	267

### Western Division

	W	L	T	Pct.	Pts.	OP
Denver	12	2	0	.857	274	148
Oakland	11	3	0	.786	351	230
San Diego	7	7	0	.500	222	205
Seattle	5	9	0	.357	282	373
Kansas City	2	12	0	.143	225	349

## AFC Playoffs

Oakland 37, Baltimore 31  
Denver 34, PITTSBURGH 21

## AFC Championship

Denver 20, Oakland 17

## NATIONAL CONFERENCE

### Eastern Division

	W	L	T	Pct.	Pts.	OP
Dallas	12	2	0	.857	345	212
Washington	9	5	0	.643	196	189
St. Louis	7	7	0	.500	272	287
Philadelphia	5	9	0	.357	220	207
New York Giants	5	9	0	.357	181	265

### Central Division

	W	L	T	Pct.	Pts.	OP
Minnesota	9	5	0	.643	231	227
Chicago	9	5	0	.643	255	253
Detroit	6	8	0	.429	183	252
Green Bay	4	10	0	.286	134	219
Tampa Bay	2	12	0	.143	103	223

### Western Division

	W	L	T	Pct.	Pts.	OP
Los Angeles	10	4	0	.714	302	146
Atlanta	7	7	0	.500	179	129
San Francisco	5	9	0	.357	220	260
New Orleans	3	11	0	.214	232	336

## NFC Playoffs

Dallas 37, Chicago 7  
Minnesota 14, Los Angeles 7

## NFC Championship

Dallas 23, Minnesota 6

## SUPER BOWL XI

Dallas 27, Denver 10

## PRO BOWL

NFC 14, AFC 13



# 1977 STEELER TEAM STATISTICS

	STEELERS	OPP.
FIRST DOWNS	266	228
Rushing	122	80
Passing	124	112
Penalty	20	36
THIRD DOWN EFFICIENCY-ATTEMPTS	201	188
Successes	65	64
Percentage	32.3%	34.0%
NET TOTAL OFFENSE	4645	3692
Ball Control Plays	949	882
Average Gain per Play	4.9	4.2
Average Yards per Game	331.8	263.7
Percentage Total Yards Rushing	48.6%	46.7%
Percentage Total Yards Passing	51.4%	53.3%
NET YARDS RUSHING	2258	1723
Rushing Plays	581	493
Average Gain per Rush	3.9	3.5
Average Rushing per Game	161.3	123.1
Long Gain	61	39
Touchdowns	20	9
NET YARDS PASSING	2387	1969
Attempts	341	357
Completions	173	157
Percentage Completed	50.7%	44.0%
Touchdowns	17	16
Percentage Touchdown Passes	5.0	4.5
Long Gain	65	65
Interceptions	21	31
Percentage Intercepted Passes	6.2	8.7
Gross Yards Gained	2632	2254
Passer Tackled	27	32
Yards Lost Attempting to Pass	245	285
Average Gain per Passing Play	6.5	5.1
Average Gain per Pass Completion	15.2	14.4
Average Passing per Game	170.5	140.6
KICKOFF RETURNS	45	48
Yards Returned	995	1080
Average Yards per Return	22.1	22.5
Long Gains	43	48
Touchdowns	0	0
PUNT RETURNS	46	34
Fair Catches	0	11
Yards Returned	389	380
Average Yards per Return	8.5	11.2
Long Gain	31	87
Touchdowns	0	1
INTERCEPTIONS	31	21
Yards Returned	374	299
Average Yards per Return	12.1	14.2
Long Gain	51	47
Touchdowns	0	1
PUNTS	73	79
Yards Punted	2651	3180
Average Yards per Punt	36.3	40.3
Touchbacks	5	7
Inside 20	14	15
Long	65	63
Blocked	1	0
PENALTIES	122	82
Yards Penalized	973	784
Average Yards per Penalty	7.97	9.56
FUMBLES	41	28
Lost	28	13
Own Recovered	13	15
Opponents' Recovered for Touchdowns	0	1
TOTAL POINTS	283	243
Average Points per Game	20.2	17.4
TOTAL TOUCHDOWNS	37	29
Rushing	20	9
Passing	17	16
Interception Returns	0	1
Fumble Returns	0	1
Kickoff Returns	0	0
Punt Returns	0	1
Blocked Punt	0	1
SAFETIES	0	0
EXTRA POINTS/ATTEMPTS	34-37	27-29
FIELD GOALS/ATTEMPTS	9-14	14-21
Field Goal Percentage	64.3	66.7

## SCORE BY QUARTERS

	1st	2nd	3rd	4th	OT	Total
Steelers	30	109	47	97	—	283
Opponents	59	71	44	69	—	243

# 1977 INDIVIDUAL STATISTICS

PASSING	Att.	Comp.	Yds.	Pct.	Avg./ Att.	TD	Pct. TD	Int.	Pct. Int.	LG	Lost/Att.	Rating
Bradshaw	314	162	2523	51.6	8.04	17	5.4	19	6.1	65t	26-235	71.2
Graff	12	6	47	50.0	3.92	0	0.0	0	0.0	21	1-10	20.5
Dungy	8	3	43	37.5	5.38	0	0.0	2	0.0	18	0-0	—
Kruczek	7	2	19	28.6	6.29	0	0.0	0	0.0	13	0-0	—
Steelers Total	341	173	2632	50.7	7.72	17	5.0	21	6.2	65t	27-245	67.3
Opp. Total	357	157	2254	43.9	6.30	16	4.5	31	8.7	65t	32-285	43.7

RUSHING	Att.	Yds.	Avg.	LG	TD
Harris	300	1162	3.9	61t	11
Bleier	135	465	3.4	16	4
Harrison	36	175	4.9	33	0
Bradshaw	31	171	5.5	26	3
Thornton	27	103	3.8	18	2
Maxson	18	56	3.1	8	0
L. Smith	14	55	3.9	16	0
Stallworth	6	47	7.8	15	0
Swann	2	6	3.0	14	0
Dungy	3	8	2.7	6	0
Deloplaine	2	7	3.5	5	0
Graff	5	3	0.6	4	0
Kruczek	1	0	0.0	0	0
Walden	1	0	0.0	0	0
STEELERS TOTAL	581	2258	3.9	61t	20
Opp. Total	493	1723	3.5	39	9

RECEIVING	No.	Yds.	Avg.	LG	TD
Swann	50	789	15.8	47	7
Stallworth	44	784	17.8	49t	7
Cunningham	20	347	17.4	43t	2
Bleier	18	161	8.9	30	0
Lewis	11	263	23.9	65t	1
Harris	11	62	5.6	15	0
Maxson	5	70	14.0	34	0
Grossman	5	57	11.4	20	0
J. Smith	4	80	20.0	26	0
Harrison	3	11	3.7	7	0
Thornton	1	5	5.0	5	0
Pough	1	3	3.0	3	0
STEELERS TOTAL	173	2632	15.2	65t	17
Opp. Total	157	2254	14.4	65t	16

INTERCEPTIONS	No.	Yds.	Avg.	LG	TD
Blount	6	65	10.8	37	0
Allen	5	76	15.2	48	0
Ham	4	17	4.3	9	0
Edwards	3	116	38.7	51	0
Dungy	3	37	12.3	29	0
Shell	3	14	4.7	8	0
White	2	27	13.5	19	0
Thomas	2	10	5.0	12	0
Winston	2	7	3.5	7	0
Lambert	1	5	5.0	5	0
STEELERS TOTAL	31	374	12.1	51	0
Opp. Total	21	299	14.2	47t	1

PUNTING	No.	Yds.	Avg.	TB	In 20	LG
Walden	67	2482	37.0	5	13	65
Engles	5	169	33.8	0	1	48
STEELERS TOTAL	73	2651	36.3	5	14	65
Opp. Total	79	3180	40.3	7	15	63

KICKOFF RETURNS	No.	Yds.	Avg.	LG	TD
Maxson	5	120	24.0	43	0
J. Smith	16	381	23.8	37	0
L. Smith	16	365	22.8	33	0
Deloplaine	1	18	18.0	18	0
Pough	7	106	15.1	22	0
STEELERS TOTAL	45	990	22.0	43	0
Opp. Total	48	1080	22.5	48	0

PUNT RETURNS	No.	FC	Yds.	Avg.	LG	TD
Swann	9	0	88	9.8	31	0
J. Smith	36	0	294	8.2	30	0
Deloplaine	1	0	7	7.0	7	0
STEELERS TOTAL	46	0	389	8.5	31	0
Opp. Total	34	11	380	11.2	87t	1

SCORING	TDR	TDP	TDRt	PAT	FG	TP
Harris	11	0	0	—	—	66
Gerela	—	—	—	34-37	9-14	61
Stallworth	0	7	0	—	—	42
Swann	0	7	0	—	—	42
Bleier	4	0	0	—	—	24
Bradshaw	3	0	0	—	—	18
Cunningham	0	2	0	—	—	12
Thornton	2	0	0	—	—	12
Lewis	0	1	0	—	—	6
STEELERS TOTAL	20	17	0	34-37	9-14	283
Opp. Total	9	16	4	27-29	14-21	243

**OPP. FUM. REC:** Allen 2, Cole 2, Furness1, LaCrosse 1, Blount 1, Brown 1, Greene 1, Toews 1, Ham 1, Shell 1, Edwards 1.

**FUMBLES/LOST:** Harris 10/9, Bradshaw 10/6, Bleier 6/5, J. Smith, 3/2, Stallworth 1/1, Kruczek 1/1, Dungy 1/1, L. Smith 1/1, Thornton 1/1, Ham 1/1, Walden 2/0, Allen 2/0, Swann 1/0, Maxson 1/0.

**SACKS:** Furness 8½, White 6½, Holmes 4½, Greene 4, Greenwood 2½, Banaszak 2½, Cole 1½, Ham 1, Toews 1.

## 1977 STEELER REVIEW

### Pittsburgh 27, San Francisco 0

Sept. 19 at Pittsburgh, 48,046

The Steelers won their 10th straight regular season game and recorded their third shutout in a row during this stretch. It was also their third shutout in the last four opening games. The defense picked up where it left off in 1976 with Jimmy Allen, Ernie Holmes playing key roles. Allen had two interceptions, Holmes two sacks and Furness was in on two sacks, nine tackles and recovered a fumble. Franco Harris jumped four places to 20th on the all-time rushing list with his 26th 100-yard game but had considerable help from Terry Bradshaw and Roy Gerela. Bradshaw threw superbly and his statistics were hurt by several drops. Gerela climbed two places on the all-time scoring list to 14th with nine points.

San Francisco	0	0	0	0	0
Pittsburgh	0	10	3	14	27

Pitt.—Harris 14-yard run (Gerela kick)	(10-62)
Pitt.—Gerela FG 49 yards	(8-29)
Pitt.—Gerela FG 47 yards	(10-50)
Pitt.—Harris 7-yard run (Gerela kick)	(7-62)
Pitt.—Stallworth 15-yard pass from Bradshaw (Gerela kick)	(3-6)

#### TEAM STATISTICS

	San Francisco	Pittsburgh
First Downs—Rush.—Pass.—Pen.	8 (4-3-1)	19 (10-8-1)
Net Offensive Ydg.—Plays—Avg.	101-55-1.8	308-72-4.3
Rushing Ydg.—Attempts—Avg.	82-33-2.5	175-45-3.9
Net Pass. Ydg.—Yds. Lost Att.	19 (4-37)	133 (3-31)
Passes—Comp.—Int.	18-4-2	24-12-0
Total Return Yardage	67	83
Punts—No.—Avg.	9-39.2	8-37.6
Fumbles—No.—Lost	1-1	1-1
Penalties—No.—Yds.	8-50	7-71

#### INDIVIDUAL STATISTICS

##### Rushing

San Francisco—Jackson 15 for 42, D. Williams 16 for 31, Bull 1 for 7, Plunkett 1 for 2.

Pittsburgh—Harris 27 for 100, Bleier 7 for 35, Bradshaw 4 for 20, Harrison 4 for 17, L. Smith 2 for 2, Thornton 1 for 1.

##### Passing

San Francisco—Plunkett 3 of 13 for 30 yards, 2 ints, Bull 1 of 4 for 26 yards, Wittum 0 of 1.

Pittsburgh—Bradshaw 12 of 23 for 164 yards, 1 TD, Kruczek 0 of 1.

##### Receiving

San Francisco—D. Williams 3 for 30, Seal 1 for 26.

Pittsburgh—Swann 4 for 63, Stallworth 3 for 42, Lewis 2 for 18, Cunningham 1 for 29, Harris 1 for 9, Pough 1 for 3.

### Oakland 16, Pittsburgh 7

Sept. 25 at Pittsburgh, 50,398

The Oakland defense gave the Steelers a taste of their own medicine as the Raiders ended the Steelers' 10-game regular season winning streak. Five Steeler turnovers and a superior kicking game was the major difference in the 11th meeting of these bitter rivals. The Steelers failed to score on their first possession—a 52-yard drive—when Roy Gerela missed a 29-yard field goal and just tallied once in six trips into Oakland territory in the second half. Ten of the Raiders' points were a direct result of turnovers and their scoring drives covered 34, 19, 7 and 34 yards as the Steeler defense wasted an outstanding performance. The Raiders TD was the first rushing against Pittsburgh in 11 straight regular season games and their three second quarter field goals ended 15 scoreless regular season quarters for Steeler opponents.

*Continued . . .*

Continued . . .

Oakland	0	9	0	7	16
Pittsburgh	0	0	0	7	7

Oak.—Mann FG 21 yards	(6-34)
Oak.—Mann FG 40 yards	(8-19)
Oak.—Mann FG 41 yards	(1-7)
Oak.—van Eeghen 8-yard run (Mann kick)	(3-34)
Pitt.—Cunningham 43-yard pass from Bradshaw (Gerela kick)	(4-85)

### TEAM STATISTICS

	Oakland	Pittsburgh
First Downs—Rush.—Pass.—Pen.	13 (5-7-1)	18 (8-8-2)
Net Offensive Ydg.—Plays—Avg.	247-65-3.8	369-68-5.4
Rushing Ydg.—Attempts—Avg.	140-46-3.0	152-31-4.9
Net Pass. Ydg.—Yds. Lost Att.	107 (0-0)	217 (5-51)
Passes—Comp.—Int.	19-8-0	32-16-3
Total Return Yardage	84	33
Punts—No.—Avg.	8-43.6	4-40.5
Fumbles—No.—Lost	0-0	2-2
Penalties—No.—Yds.	7-54	6-57

### INDIVIDUAL STATISTICS

#### Rushing

Oakland—van Eeghen 25 for 88, Davis 13 for 35, Garrett 4 for 15, Banaszak 3 for 4, Rae 1 for -2.

Pittsburgh—Harris 16 for 64, Harrison 1 for 33, Bleier 11 for 23, Bradshaw 2 for 18, Swann 1 for 14.

#### Passing

Oakland—Stabler 8 of 19 for 107 yards.

Pittsburgh—Bradshaw 16 of 32 for 268 yards, 1 TD, 3 ints.

#### Receiving

Oakland—Casper 5 for 81, Biletnikoff 1 for 22, Siani 1 for 10, Davis 1 for -6.

Pittsburgh—Bleier 4 for 21, Stallworth 3 for 87, Swann 3 for 53, Lewis 2 for 33, Harris 2 for 24, Cunningham 1 for 43, Harrison 1 for 7.

## Pittsburgh 28, Cleveland 14

Oct. 2 at Cleveland, 80,588

The Steelers rebounded with their third win in 13 years in Cleveland behind the quarterbacking of Terry Bradshaw and a tight defense. Bradshaw picked his spots in matching his career-high of three TD passes. The turning point came on a tipped pass which Frank Lewis grabbed for the score which enabled the Steelers to go into halftime tied. Lynn Swann's seven receptions were a personal high and his 31-yard punt return led to the game's first score. The Steelers were able to run 20 more plays than the Browns on the strength of 218 yards rushing and five Cleveland turnovers. J. T. Thomas, Mel Blount and Dennis Winston had their first interceptions while Dave LaCrosse and Jimmy Allen recovered fumbles which set up the Steelers final two TDs. The win was the Steelers' 12th in their last 13 division games.

Pittsburgh	7	7	7	7	28
Cleveland	7	7	0	0	14

Pitt.—Swann 5-yard pass from Bradshaw (Gerela kick)	(5-25)
Clev.—Logan 22-yard pass from Sipe (Cockroft kick)	(10-64)
Clev.—Miller 1-yard run (Cockroft kick)	(2-5)
Pitt.—Lewis 65-yard pass from Bradshaw (Gerela kick)	(2-65)
Pitt.—Swann 14-yard pass from Bradshaw (Gerela kick)	(3-18)
Pitt.—Bradshaw 1-yard run (Gerela kick)	(9-41)

### TEAM STATISTICS

	Pittsburgh	Cleveland
First Downs—Rush.—Pass.—Pen.	21 (11-8-2)	16 (7-3-6)
Net Offensive Ydg.—Plays—Avg.	361-73-4.9	165-53-3.1
Rushing Ydg.—Attempts—Avg.	218-56-3.9	80-29-2.8
Net Pass. Ydg.—Yds. Lost Att.	143 (0-0)	85 (0-0)
Passes—Comp.—Int.	17-10-2	24-10-3
Total Return Yardage	121	146

Punts—No.—Avg.	3-31.0	4-32.8
Fumbles—No.—Lost	1-0	2-2
Penalties—No.—Yds.	12-104	9-82

## INDIVIDUAL STATISTICS

### Rushing

Pittsburgh—Harris 22 for 72, Bleier 15 for 67, Harrison 8 for 39, L. Smith 4 for 29, Bradshaw 6 for 9, Thornton 1 for 2.

Cleveland—Miller 11 for 49, G. Pruitt 17 for 34, Poole 1 for -3.

### Passing

Pittsburgh—Bradshaw 10 of 17 for 143 yards, 3 TDs, 2 ints.

Cleveland—Sipe 9 of 20 for 81 yards, 1 TD, 1 int., Logan 0 of 1, Mays 1 of 3 for 4 yards, 2 ints.

### Receiving

Pittsburgh—Swann 7 for 71, Bleier 2 for 7, Lewis 1 for 65.

Cleveland—Miller 4 for 8, Roan 3 for 43, Logan 2 for 27, Rucker 1 for 7.

## Houston 27, Pittsburgh 10

Oct. 9 at Houston, 49,226

The Steelers lost quarterbacks Terry Bradshaw and Mike Kruczek with injuries and turned the football over nine times in a game that could have put them in first place. Rookie defensive back Tony Dungy, a quarterback in college, took over early in the fourth quarter but lost fumbles on two successive series gave the Oilers their final 10 points and put the game out of reach. The turning point, though, came late in the second quarter when the Steelers had a 10-7 lead and a first down on the Houston 4-yard line. A third down interception, one of six by the Oilers, ended the last serious Steeler threat and the Oilers scored on their first two possessions of the third quarter to turn things around. Breakdowns in the deep secondary cost the Steelers as two scoring passes appeared to come off plays that could have been prevented with better coverage.

Pittsburgh	3	7	0	0	10
Houston	7	0	10	10	27

Hou.—Burrough 44-yard pass from Coleman (Fritsch kick)(1-44)

Pitt.—Gerela FG 27 yards (11-62)

Pitt.—Bleier 1-yard run (Gerela kick) (7-82)

Hou.—Fritsch FG 27 yards (9-64)

Hou.—Johnson 51-yard pass from Pastorini (Fritsch kick) (3-51)

Hou.—Stemrick 5-yard fumble return (Fritsch kick)

Hou.—Fritsch FG 18 yards (4-4)

## TEAM STATISTICS

	Pittsburgh	Houston
First Downs—Rush.—Pass.—Pen.	21-10-10-1	15-4-8-3
Net Offensive Ydg.—Plays—Avg.	389-78-5.0	267-54-4.9
Rushing Ydg.—Attempts—Avg.	178-45-3.9	98-29-3.4
Net Pass. Ydg.—Yds. Lost Att.	211 (0-0)	169 (1-15)
Passes—Comp.—Int.	33-12-6	24-13-2
Total Return Yardage	26	106
Punts—No.—Avg.	4-38.0	7-38.0
Fumbles—No.—Lost	5-3	0-0
Penalties—No.—Yds.	10-67	7-57

## INDIVIDUAL STATISTICS

### Rushing

Pittsburgh—Bleier 21 for 61, Harris 16 for 55, Bradshaw 3 for 46, Stallworth 1 for 8, Dungy 3 for 8, Kruczek 1 for 0.

Houston—Wilson 11 for 61, Carpenter 7 for 13, Pastorini 2 for 10, Coleman 4 for 7, Hardeman 5 for 7.

### Passing

Pittsburgh—Bradshaw 7 of 19 for 149 yards, 4 ints., Kruczek 2 of 6 for 19 yards, Dungy 3 of 8 for 43 yards, 2 ints.

Houston—Pastorini 12 of 23 for 140 yards, 1 TD, 2 ints., Coleman 1 of 1 for 44 yards, 1 TD.

*Continued . . .*

Continued . . .

### Receiving

Pittsburgh—Swann 6 for 102, Stallworth 4 for 85, Lewis 1 for 18, Bleier 1 for 6.

Houston—Burrough 4 for 77, Wilson 4 for 15, Johnson 1 for 51, Foster 1 for 15, Giles 1 for 11, Hardeman 1 for 8, Coleman 1 for 7.

## Pittsburgh 20, Cincinnati 14

Oct. 17 at Pittsburgh, 47,950

The Steelers converted an interception by Jack Ham and a botched field goal attempt, which was recovered by Mel Blount 47 yards downfield on the 3-yard line, into their first two TDs and went on to beat the Bengals for the 8th straight time at Three Rivers. The Steelers survived a furious Cincinnati rally in the final two minutes. First the Bengals blocked a punt which they recovered for a score. They they regained possession on an on-sides kick. As time ran out the Bengals had the ball on the Steeler 7-yard line. Playing with a cast on his fractured left wrist, Terry Bradshaw went all the way at quarterback but passed just nine times. The Steelers lost three fumbles but countered with interceptions by Blount, Glen Edwards and Donnie Shell in addition to Ham's. Franco Harris became pro football's 15th leading rusher of all-time.

Cincinnati	0	7	0	7	14
Pittsburgh	0	13	0	7	20

Pitt.—Bleier 2-yard run (Gerela kick) (7-29)

Pitt.—Bleier 2-yard run (Gerela kick failed) (2-3)

Cin.—Bujnoch 4-yard run with lateral (Bahr kick) (7-78)

Pitt.—Thornton 1-yard run (Gerela kick) (9-59)

Cin.—R. Williams recovered blocked punt in end zone (Bahr kick)

### TEAM STATISTICS

	Cincinnati	Pittsburgh
First Downs—Rush.—Pass.—Pen.	20-6-11-3	18-10-6-2
Net Offensive Ydg.—Plays—Avg.	311-74-4.2	253-62-4.1
Rushing Ydg.—Attempts—Avg.	103-35-3.0	166-50-3.3
Net Pass. Ydg.—Yds. Lost Att.	208 (3-19)	87 (3-30)
Passes—Comp.—Int.	36-15-4	9-6-0
Total Return Yardage	110	78
Punts—No.—Avg.	5-41.4	6-32.8
Fumbles—No.—Lost	4-1	6-3
Penalties—No.—Yds.	8-93	9-64

### INDIVIDUAL STATISTICS

#### Rushing

Cincinnati—Elliott 13 for 44, Clark 13 for 36, Anderson 1 for 9, Davis 2 for 9, Bujnoch 1 for 4, P. Johnson 2 for 1, Cobb 1 for 0, Reaves 2 for -13.

Pittsburgh—Harris 16 for 73, Thornton 10 for 35, Bleier 12 for 29, Harrison 3 for 16, Stallworth 1 for 8, L. Smith 5 for 8, Bradshaw 3 for -3.

#### Passing

Cincinnati—K. Anderson 7 of 11 for 85 yards, 1 int., Reaves 8 of 25 for 142 yards, 3 ints.

Pittsburgh—Bradshaw 6 of 9 for 117 yards.

#### Receiving

Cincinnati—Curtis 5 for 88, Brooks 3 for 57, Elliott 3 for 12, Davis 1 for 28, Trumpy 1 for 23, Walker 1 for 13, Clark 1 for 6.

Pittsburgh—Stallworth 3 for 43, Cunningham 2 for 49, Bleier 1 for 25.

## Pittsburgh 27, Houston 10

Oct. 23 at Pittsburgh, 48,517

The Steelers rode a great defensive performance and overcame six turnovers, two inside the Houston ten and one at their own five which led to the Oilers' only TD, to win their 22nd of the last 23 Central Division games at home. The defense intercepted five passes and recovered one fumble to balance the turnovers. Dwight White had two interceptions for the second time in his career and added two sacks and nine unassisted tackles. Jack

Lambert with 13 tackles and an interception and Steve Furness with nine tackles and two sacks won game balls along with White. John Stallworth outran the entire Houston defense as he improvised on a play that appeared to be stopped to give the Steelers their first lead. Terry Bradshaw returned after painfully reinjuring his left wrist to guide the offense to two fourth quarter scores.

Houston	0	7	0	3	10
Pittsburgh	0	7	6	14	27

Hou.—Barber 5-yard pass from Pastorini (Fritsch kick)	(2-7)
Pitt.—Harris 1-yard run (Gerela kick)	(5-17)
Pitt.—Stallworth 49-yard pass from Bradshaw (Gerela kick failed)	(4-80)
Hou.—Fritsch FG 46 yards	(4-27)
Pitt.—Cunningham 2-yard pass from Bradshaw (Gerela kick)	(5-18)
Pitt.—Harris 1-yard run (Gerela kick)	(8-39)

### TEAM STATISTICS

	Houston	Pittsburgh
First Downs—Rus.—Pass.—Pen.	10-7-3-0	19-6-12-1
Net Offensive Ydg.—Plays—Avg.	119-58-2.1	352-65-5.4
Rushing Ydg.—Attempts—Avg.	133-38-3.5	125-40-3.1
Net Pass. Ydg.—Yds. Lost Att.	-14 (5-46)	227 (0-0)
Passes—Comp.—Int.	15-5-5	25-16-1
Total Return Yardage	180	156
Punts—No.—Avg.	6-43.5	5-36.6
Fumbles—No.—Lost	2-1	7-5
Penalties—No.—Yds.	4-20	5-35

### INDIVIDUAL STATISTICS

#### Rushing

Houston—Coleman 26 for 114, Wilson 11 for 19, Pastorini 1 for 0.  
Pittsburgh—Harris 23 for 77, Bleier 11 for 29, Stallworth 1 for 12, L. Smith 1 for 5, Thornton 2 for 2, Bradshaw 1 for 0, Walden 1 for 0.

#### Passing

Houston—Pastorini 5 for 15 for 32 yards, 1 TD and 5 ints.  
Pittsburgh—Bradshaw 16 of 24 for 227 yards, 2 TDs and 1 int., Graff 0 of 1.

#### Receiving

Houston—Coleman 3 for 3, Burrough 1 for 24, Barber 1 for 5.  
Pittsburgh—Swann 5 for 71, Cunningham 5 for 55, Stallworth 4 for 92, Harris 2 for 9.

## Baltimore 31, Pittsburgh 21

Oct. 30 at Baltimore, 60,225

The Steelers were knocked out of a first place tie and also lost Jack Lambert as they suffered a demoralizing setback to their playoff hopes. The Colts dented the Steeler defense for 318 total yards and 160 rushing, both season highs, and their 31 points were the most allowed by Pittsburgh in a losing regular season game since 1971. The Pittsburgh offense contributed directly to the final 21 Baltimore points on the last three of their six turnovers. The first three stopped promising Steeler drives which could have cut the Colts' big, early margin. Seventeen penalties, nine of which resulted in damaging first downs to tie an NFL record, for 122 yards also were important factors in the final outcome. It was perhaps the Steelers poorest overall game since they began winning in 1972. Lambert suffered strained knee ligaments and rookie Laverne Smith broke his right leg.

Pittsburgh	0	0	7	14	21
Baltimore	3	14	7	7	31

Balt.—Linhart FG 24 yards	(9-63)
Balt.—Leaks 26-yard pass from Jones (Linhart kick)	(1-26)
Balt.—Mitchell 13-yard pass from Jones (Linhart kick)	(6-72)
Balt.—Lee 25-yard run (Linhart kick)	(2-29)
Pitt.—Swann 32-yard pass from Bradshaw (Gerela kick)	(6-68)
Balt.—Jones 6-yard run (Linhart kick)	(5-40)
Pitt.—Harris 11-yard run (Gerela kick)	(5-39)
Pitt.—Harris 3-yard run (Gerela kick)	(5-54)

*Continued . . .*



**TEAM STATISTICS**

	Pittsburgh	Baltimore
First Downs—Rush.—Pass.—Pen.	18-9-9-0	22-6-7-9
Net Offensive Ydg.—Plays—Avg.	383-61-6.3	318-69-4.6
Rushing Ydg.—Attempts—Avg.	164-33-5.0	160-48-3.3
Net Pass.—Ydg.—Yds. Lost Att.	219 (2-15)	158 (1-12)
Passes—Comps.—Int.	26-11-5	20-10-0
Total Return Yardage	199	111
Punts—No.—Avg.	3-41.7	5-43.6
Fumbles—No.—Lost	1-1	0-0
Penalties—No.—Yds.	17-122	3-20

**INDIVIDUAL STATISTICS****Rushing**

Pittsburgh—Harris 20 for 85, Bradshaw 3 for 37, Bleier 5 for 15, Harrison 2 for 11, L. Smith 2 for 11, Stallworth 1 for 5.

Baltimore—Mitchell 26 for 99, Lee 9 for 47, McCauley 6 for 11, Jones 1 for 6, Leaks 3 for 5, Troup 3 for -8.

**Passing**

Pittsburgh—Bradshaw 11 of 26 for 234 yards, 1 TD and 5 ints.

Baltimore—Jones 10 of 20 for 170 yards, 1 TD.

**Receiving**

Pittsburgh—Swann 4 for 86, Lewis 2 for 93, Cunningham 2 for 20, Bleier 1 for 22, Stallworth 1 for 7, Harrison 1 for 6.

Baltimore—Mitchell 3 for 23, Doughty 2 for 46, Carr 2 for 39, McCauley 1 for 27, Leaks 1 for 26, Chester 1 for 9.

**Denver 21, Pittsburgh 7****Nov. 6 at Denver, 74,967**

The Steelers first half offensive problems continued and the defense, playing without Jack Lambert for the first time ever, was unable to pick up the slack as the Central Division race tightened with just one game separating the four teams. Penalties and turnovers were a big factor in the Steelers suffering their second straight setback. For the first time since 1969 an opponent returned a punt for a TD against the Steelers when Rick Upchurch picked up a bouncing ball and zipped 87 yards. A costly third down holding penalty had sustained the Broncos' first scoring drive and their final TD came as a result of a fumble which stalled a promising Steeler drive. A season-high six quarterback sacks also stalled several others, including one that had reached the two yard line in the second quarter. In addition to the defeat, the Steelers lost L. C. Greenwood and John Banaszak with knee injuries.

Pittsburgh	0	0	0	7	7
Denver	14	7	0	0	21

Den.—Lytle 1-yard run (Turner kick) (11-65)

Den.—Upchurch 87-yard punt return (Turner kick)

Den.—Moses 20-yard pass from Morton (Turner kick) (3-53)

Pitts.—Stallworth 4-yard pass from Bradshaw (Gerela kick) (8-74)

**TEAM STATISTICS**

	Pittsburgh	Denver
First Downs—Rush.—Pass.—Pen.	19-5-10-4	12-2-6-4
Net Offensive Ydg.—Plays—Avg.	216-68-3.2	174-57-3.1
Rushing Ydg.—Attempts—Avg.	119-35-3.4	99-38-2.6
Net Pass. Ydg.—Yds. Lost Att.	97 (6-49)	75 (5-38)
Passes—Comps.—Ints.	27-13-0	14-6-0
Total Return Yardage	91	167
Punts—No.—Avg.	9-40.4	8-43.8
Fumbles—No.—Lost	2-2	2-0
Penalties—No.—Yds.	12-86	10-134

**INDIVIDUAL STATISTICS****Rushing**

Pittsburgh—Harris 23 for 62, Bleier 10 for 38, Stallworth 1 for 15, Graff 1 for 4.

Denver—Perrin 13 for 34, Armstrong 12 for 28, Lytle 9 for 25, Jensen 2 for 9, Morton 1 for 2, Weese 1 for 1.

### Passing

Pittsburgh—Bradshaw 13 of 26 for 146 yards, 1 TD, Graff 0 of 1.

Denver—Morton 5 of 12 for 101 yards, 1 TD, Penrose 1 of 2 for 12 yards.

### Receiving

Pittsburgh—Stallworth 4 for 57, Bleier 4 for 29, Swann 3 for 32, Lewis 1 for 19, Harris 1 for 9.

Denver—Jensen 2 for 46, Odoms 2 for 33, Moses 1 for 20, Lytle 1 for 14.

## Pittsburgh 35, Cleveland 31

Nov. 13 at Pittsburgh, 47,055

With the defense hurting and a win a must, the offense exploded for a season-high 35 points and 420 yards to provide some much-needed help as the Steelers pulled into a first place tie with the Browns. The Browns were stacked to stop the run and forced the Steelers to throw the ball more than normal, especially in the first half when they netted 331 yards of which 226 was passing. Terry Bradshaw threw for 283 yards which was the second highest total of his career and Lynn Swann and John Stallworth had a field day as they both established career highs for yards receiving with 129 and 126 yards respectively. Franco Harris became the 14th leading rusher of all-time and Rocky Bleier had a season-high of 73. Two interceptions by Jack Ham and one by Jim Allen and a fumble recovery by Joe Greene were the first Steeler take-aways in three games but four turnovers of their own kept the Browns in the game.

Cleveland	3	0	7	21	31
Pittsburgh	7	21	0	7	35

Clev.—Cockroft FG 44 yards	(7-54)
Pitt.—Swann 39-yard pass from Bradshaw (Gerela kick)	(6-73)
Pitt.—Bleier 2-yard run (Gerela kick)	(8-76)
Pitt.—Stallworth 38-yard pass from Bradshaw (Gerela kick)	(2-54)
Pitt.—Harris 16-yard run (Gerela kick)	(7-98)
Clev.—Miller 5-yard run (Cockroft kick)	(7-91)
Pitt.—Stallworth 9-yard pass from Bradshaw (Gerela kick)	(6-43)
Clev.—Poole 5-yard pass from Mays (Cockroft kick)	(8-75)
Clev.—Poole 13-yard pass from Mays (Cockroft kick)	(5-27)
Clev.—Poole 3-yard pass from Mays (Cockroft kick)	(4-14)

### TEAM STATISTICS

	Cleveland	Pittsburgh
First Downs—Rush.—Pass.—Pen.	23-7-16-0	25-11-12-2
Net Offensive Ydg.—Plays—Avg.	421-72-5.8	420-72-5.8
Rushing Ydg.—Attempts—Avg.	138-31-4.4	171-46-3.7
Net Pass. Ydg.—Yds. Lost Att.	283 (1-10)	249 (3-28)
Passes—Comps.—Ints.	40-21-3	23-15-0
Total Return Yardage	140	174
Punts—No.—Avg.	5-40.8	5-37.0
Fumbles—No.—Lost	1-1	5-4
Penalties—No.—Yards	6-54	5-30

### INDIVIDUAL STATISTICS

#### Rushing

Cleveland—G. Pruitt 19 for 108, Miller 6 for 18, Poole 4 for 7, Sipe 1 for 3, Mays 1 for 2.

Pittsburgh—Harris 28 for 99, Bleier 16 for 73, Graff 2 for -1.

#### Passing

Cleveland—Sipe 4 of 8 for 24 yards, 1 int., Mays 17 of 32 for 269 yards, 3 TDs, 2 ints.

Pittsburgh—Bradshaw 13 of 21 for 283 yards, 3 TDs, Graff 2 of 2 for -6 yards.

#### Receiving

Cleveland—Poole 6 for 50, Rucker 4 for 104, Warfield 4 for 52, Miller 3 for 22, G. Pruitt 2 for 32, Parris 1 for 24, Logan 1 for 9.

Pittsburgh—Stallworth 6 for 126, Swann 5 for 129, Harris 2 for 1, Cunningham 1 for 21, Bleier 1 for 0.

*Continued . . .*

Continued . . .

## Pittsburgh 28, Dallas 13

Nov. 20 at Pittsburgh, 49,761

Franco Harris spoiled Tony Dorsett's homecoming with a career high rushing performance as the Steelers took a big step towards a sixth straight playoff berth in their most impressive victory of the season. After providing Dallas good field position with a fumble which led to the Cowboys' first TD, Harris ripped off a 61-yard run on the first play of the second quarter. It was the second longest of his career and paved the way to his 27th 100-yard game. For the third straight game, Terry Bradshaw did not throw an interception. After giving up two first half scores the Steeler defense, playing without three regulars, got tough and held Dorsett to 16 yards and Staubach to seven completions in 21 attempts in the final 30 minutes. Jimmy Allen's 48-yard return of an interception ended any Dallas come-back chances and set up the final TD. The Steelers made just one turnover, their lowest since the opening game.

Dallas	6	7	0	0	13
Pittsburgh	0	14	14	0	28

Dal.—Dorsett 13-yard run (Herrera kick blocked)	(6-37)
Pitt.—Harris 61-yard run (Gerela kick)	(1-61)
Dal.—Saldi 23-yard pass from Staubach (Herrera kick)	(6-95)
Pitt.—Swann 9-yard pass from Bradshaw (Gerela kick)	(6-47)
Pitt.—Stallworth 28-yard pass from Bradshaw (Gerela kick)	(5-62)
Pitt.—Harris 2-yard run (Gerela kick)	(1-2)

### TEAM STATISTICS

	Dallas	Pittsburgh
First Downs—Rush.—Pass.—Pen.	20-6-13-1	17-10-5-2
Net Offensive Ydg.—Plays—Avg.	337-66-5.1	320-60-5.3
Rushing Ydg.—Attempts—Avg.	136-27-5.0	228-47-4.8
Net Pass. Ydg.—Yds. Lost Att.	201 (3-29)	92 (1-14)
Passes—Comps.—Ints.	36-18-2	12-7-0
Total Return Yardage	178	231
Punts—No.—Avg.	8-35.5	6-38.2
Fumbles—No.—Lost	2-0	1-1
Penalties—No.—Yards	8-55	6-65

### INDIVIDUAL STATISTICS

#### Rushing

Dallas—Dorsett 17 for 73, Newhouse 10 for 63.

Pittsburgh—Harris 29 for 179, Bleier 12 for 39, Deloplaine 2 for 7, Thornton 1 for 2, Bradshaw 1 for 1, Harrison 1 for 1, Stallworth 1 for -1.

#### Passing

Dallas—Staubach 18 of 36 for 230 yards, 1 TD and 2 ints.

Pittsburgh—Bradshaw 7 of 12 for 106 yards, 2 TDs.

#### Receiving

Dallas—P. Pearson 4 for 39, Dorsett 4 for 37, D. Pearson 3 for 71, DuPree 3 for 45, Saldi 2 for 33, Johnson 1 for 11, Newhouse 1 for -6.

Pittsburgh—Stallworth 4 for 46, Bleier 1 for 30, Cunningham 1 for 21, Swann 1 for 9.

## Pittsburgh 23, New York Jets 20

Nov. 27 at New York, 47,385

The Steelers obviously suffered a letdown after their big effort against Dallas but they moved into undisputed possession of first place for the first time in 1977. It was the first time all season they had won three in a row. After an impressive first half in which they scored three TDs, the Steelers gained just 61 yards in the final 30 minutes and were bailed out by the defense which had four second half interceptions and a game total of five to match a season high. Glen Edwards had two interceptions while Dennis Winston, Jim Allen and Tony Dungy had the others and Robin Cole recovered a fumble which led directly to the Steelers final TD. Steve Furness, back at tackle for the injured Joe Greene, had two timely sacks. Franco Harris joined Jim Brown and O. J. Simpson as the only players to rush for 6,000 yards in their first six seasons and took over the AFC rushing lead.

Pittsburgh	6	14	0	3	23
New York Jets	6	7	0	7	20

NY—Leahy FG 33 yards	(4-26)
Pitt.—Stallworth 37-yard pass from Bradshaw (Gerela kick blocked)	(5-77)
NY—Leahy FG 47 yards	(10-54)
Pitt.—Swann 5-yard pass from Bradshaw (Gerela kick)	(10-58)
NY—Dierking 5-yard pass from Robinson (Leahy kick)	(13-71)
Pitt.—Harris 1-yard run (Gerela kick)	(4-19)
Pitt.—Gerela FG 37 yards	(7-35)
NY—Harper 4-yard pass from Todd (Leahy kick)	(10-59)

### TEAM STATISTICS

	Pittsburgh	NY Jets
First Downs—Rush.—Pass.—Pen.	15-8-7-0	22-13-7-2
Net Offensive Ydg.—Plays—Avg.	238-62-3.8	268-74-2.4
Rushing Ydg.—Attempts—Avg.	114-32-3.6	209-46-4.5
Net Pass. Ydg.—Yds. Lost Att.	124 (2-19)	59 (3-29)
Passes—Comps.—Ints.	28-10-1	25-9-5
Total Return Yardage	235	159
Punts—No.—Avg.	6-31.8	2-44.5
Fumbles—No.—Lost	2-0	2-1
Penalties—No.—Yards	6-50	4-40

### INDIVIDUAL STATISTICS

#### Rushing

Pittsburgh—Harris 21 for 83, Bleier 8 for 28, Bradshaw 3 for 3.  
 NY Jets—Dierking 23 for 107, Gaines 12 for 44, Robinson 4 for 26,  
 Harper 4 for 24, Walker 2 for 14, Caster 1 for -6.

#### Passing

Pittsburgh—Bradshaw 10 of 28 for 143 yards, 2 TDs, 1 int.  
 NY Jets—Robinson 7 of 19 for 80 yards, 1 TD, 3 ints., Todd 2 of 6  
 for 8 yards, 1 TD, 2 ints.

#### Receiving

Pittsburgh—Swann 4 for 54, Stallworth 2 for 51, Grossman 2 for  
 22, Bleier 2 for 16.  
 NY Jets—Dierking 3 for 26, Barkum 2 for 17, Harper 2 for 8, Walker  
 1 for 19, Gaines 1 for 18.

## Pittsburgh 30, Seattle 20

### Dec. 4 at Pittsburgh, 45,429

The Steeler victory eliminated Cleveland and Houston from the Central Division race and left next week's game in Cincinnati as the one which will determine the division champion. It assured the Steelers of an unprecedented sixth straight winning season. They broke a 13-13 tie with 17 points in the fourth quarter, 10 of them coming as a result of Jack Ham forcing a fumble and Mel Blount intercepting a pass. Three of Seattle's four turnovers were converted into Pittsburgh points as the stubborn Seahawks fought back from a 13-3 deficit to tie the game before their mistakes got them back into trouble. Franco Harris raised his season total to 1,052 by rushing for 103 yards. It was his fifth 1,000-yard season in six years, making him just the fourth player to ever do this, and his 28th 100-yard game which is the third most in NFL history. Lynn Swann caught a TD pass for the fourth straight game.

Seattle	0	3	10	7	20
Pittsburgh	7	6	0	17	30

Pitt.—Bradshaw 5-yard run (Gerela kick)	(13-64)
Sea.—Leypoldt FG 20 yards	(8-71)
Pitt.—Gerela FG 22 yards	(11-61)
Pitt.—Gerela FG 28 yards	(5-20)
Sea.—McCullum 65-yard pass from Zorn (Leypoldt kick)	(4-80)
Sea.—Leypoldt FG 27 yards	(5-9)
Pitt.—Gerela FG 43 yards	(3-2)
Pitt.—Swann 22-yard pass from Bradshaw (Gerela kick)	(6-59)
Pitt.—Bradshaw 3-yard run (Gerela kick)	(4-56)
Sea.—Largent 30-yard pass from Zorn (Leypoldt kick)	(9-55)

*Continued . . .*

**TEAM STATISTICS**

	Seattle	Pittsburgh
First Downs—Rush.—Pass.—Pen.	17-6-9-2	22-12-9-1
Net Offensive Ydg.—Plays—Avg.	376-64-5.9	393-71-5.5
Rushing Ydg.—Attempts—Avg.	166-33-5.0	236-49-4.8
Net Pass. Ydg.—Yds. Lost Att.	210 (0-0)	157 (1-1)
Passes—Comps.—Int.	30-10-1	21-13-1
Total Return Yardage	185	131
Punts—No.—Avg.	4-39.0	4-33.3
Fumbles—No.—Lost	3-3	2-1
Penalties—No.—Yards	2-55	10-70

**INDIVIDUAL STATISTICS****Rushing**

Seattle—Smith 12 for 70, Zorn 5 for 44, Sims 12 for 40, Hunter 3 for 10, Testerman 1 for 2.

Pittsburgh—Harris 23 for 103, Harrison 17 for 58, Bradshaw 4 for 40, Thornton 3 for 30, Maxson 2 for 5.

**Passing**

Seattle—Zorn 10 of 31 for 210 yards, 2 TDs and 1 int.

Pittsburgh—Bradshaw 13 of 21 for 158 yards, 1 TD and 1 int.

**Receiving**

Seattle—Largent 4 for 71, Sawyer 2 for 14, McCullum 1 for 65, Ferguson 1 for 42, Sims 1 for 14, Smith 1 for 4.

Pittsburgh—Swann 4 for 67, Stallworth 3 for 41, Grossman 3 for 35, Lewis 2 for 17, Harrison 1 for -2.

**Cincinnati 17, Pittsburgh 10****Dec. 10 at Cincinnati, 36,133**

A season-long problem of turnovers and penalties came back to haunt the Steelers as they lost control of the division race in a game played on an icy field in zero weather. The Bengals took a 7-0 lead on the third play of the game on an interception return and only a great goal-line stand kept them from making it 14-0. The Steelers stormed back to take a 10-7 halftime lead which could have been greater except for ten first-half penalties. The Bengals turned things around in the second half. After being outgained 240 to 103 in the first half, they held a 310 to 122 edge in the final 30 minutes. The game turned around in a two and a half minute stretch of the third quarter. With the Steelers driving for a score which could have put the game out of reach, Franco Harris, who gained 101 yards in the first half and had minus six in the second, fumbled on the Cincinnati 24-yard line. Ken Anderson hit a 57-yard bomb on the first play after the turnover which set up the tying field goal and when Jim Smith fumbled the ensuing kickoff Anderson tossed a 43-yard scoring pass on the next play. The two scores came 18 seconds apart. Another Harris fumble on the Bengal 18 ended the last good Steeler scoring chance.

Pittsburgh	0	10	0	0	10
Cincinnati	7	0	10	0	17

Cin.—Parris 47-yard interception return (Bahr kick)

Pitt.—Harris 5-yard run (Gerela kick) (9-80)

Pitt.—Gerela FG 32 yards (15-72)

Cin.—Bahr FG 25 yards (4-63)

Cin.—McInally 43-yard pass from Anderson (Bahr kick) (1-43)

**TEAM STATISTICS**

	Pittsburgh	Cincinnati
First Downs—Rush.—Pass.—Pen.	21-7-12-2	17-4-12-1
Net Offensive Ydg.—Plays—Avg.	362-72-5.0	413-64-6.5
Rushing Ydg.—Attempts—Avg.	123-32-3.8	111-30-3.7
Net Pass. Ydg.—Yds. Lost Att.	239 (1-7)	302 (0-0)
Passes—Comps.—Int.	39-20-1	34-16-1
Total Return Yardage	114	95
Punts—No.—Avg.	5-33.4	3-43.3
Fumbles—No.—Lost	4-4	5-2
Penalties—No.—Yards	11-95	5-55

## INDIVIDUAL STATISTICS

### Rushing

Pittsburgh—Harris 25 for 95, Bleier 7 for 28.

Cincinnati—Griffin 13 for 61, P. Johnson 15 for 51, Anderson 2 for -2.

### Passing

Pittsburgh—Bradshaw 20 of 39 for 246 yards, 1 int.

Cincinnati—Anderson 15 of 33 for 303 yards, 1 Td and 1 int., Reeves 1 of 1 for -1.

### Receiving

Pittsburgh—J. Smith 4 for 80, Cunningham 4 for 64, Swann 4 for 52, Stallworth 4 for 35, Harris 3 for 10, Bleier 1 for 5.

Cincinnati—Brooks 6 for 166, Griffin 4 for 31, McNally 3 for 71, Trumpy 3 for 34.

## Pittsburgh 10, San Diego 9

**Dec. 18 at San Diego, 50,727**

With Houston defeating Cincinnati in an early game, the Steelers had the division title and a playoff berth locked up before their final game was more than a few minutes old. The Chargers marched 62 yards the first time they had the ball and after that the Steeler defense settled down to limit San Diego to 113 yards. The game marked the return of L. C. Greenwood and his presence sparked the defense, particularly on the pass rush as the team had a season high six quarterback sacks. Robin Cole and Dwight White were responsible for half of the sacks. Alvin Maxson, getting his first chance as a Steeler in place of Rocky Bleier, was the team's leading rusher with 51 yards and receiving with five catches for 70 more yards. San Diego's 68 yards rushing was the lowest the Steelers permitted this season. The Steelers' three interceptions gave them 31 for the season and the NFL lead for the third time since 1972.

Pittsburgh	0	0	10	0	10
San Diego	6	3	0	0	9

SD—C. Williams 2-yard run (Benirschke kick failed) (10-62)

SD—Benirschke FG 38 yards (5-27)

Pitt.—Thornton 1-yard run (Gerela kick) (6-62)

Pitt.—Gerela FG 27 yards (6-25)

## TEAM STATISTICS

	Pittsburgh	San Diego
First Downs—Rush.—Pass.—Pen.	13-5-8-0	14-3-8-3
Net Offensive Ydg.—Plays—Avg.	281-65-4.3	175-58-3.0
Rushing Ydg.—Attempts—Avg.	89-40-2.2	68-30-2.3
Net Pass. Ydg.—Yds. Lost Att.	192 (0-0)	107 (6-50)
Passes—Comps.—Ints.	25-12-1	22-12-3
Total Return Yardage	31	16
Punts—No.—Avg.	5-33.8	5-34.6
Fumbles—No.—Lost	2-1	4-1
Penalties—No.—Yards	6-57	1-15

## INDIVIDUAL STATISTICS

### Rushing

Pittsburgh—Maxson 16 for 51, Thornton 9 for 31, Harris 11 for 15, Graff 2 for 0, Bradshaw 1 for 0, Swann 1 for -8.

San Diego—Woods 13 for 28, Young 8 for 14, J. Washington 3 for 10, Fouts 2 for 7, C. Williams 2 for 4, Owens 1 for 3, Matthews 1 for 2.

### Passing

Pittsburgh—Bradshaw 8 of 17 for 139 yards, 1 int., Graff 4 of 8 for 53 yards.

San Diego—Fouts 12 of 22 for 157 yards, 3 ints.

### Receiving

Pittsburgh—Maxson 5 for 70, Stallworth 3 for 72, Cunningham 3 for 45, Thornton 1 for 5.

San Diego—Young 4 for 25, Joiner 3 for 53, Curran 3 for 29, Klein 1 for 41, J. Washington 1 for 9.

\*San Diego's 68 yards rushing was the lowest the Steelers permitted this season.

*Continued . . .*

# AFC PLAYOFF GAME

## Denver 34, Pittsburgh 21

Dec. 24 at Denver, 75,011

Making the same mistakes that typified their play during the regular season, the Steelers were eliminated in the opening round of the playoffs for the first time since 1973. Pittsburgh lost the football on four turnovers plus a blocked punt which accounted for 24 of Denver's points. The blocked punt and a Franco Harris fumble set up short scoring drives of 17 and ten yards which kept the Broncos in the game in the first half when the Steelers held a 183-44 edge in offensive yardage. Both Steeler touchdowns came on long, time-consuming drives in the second quarter as Harris ran for 82 yards in the first half with 60 of them coming during the two scoring efforts. In the second half the Steelers deserted their productive running game and rushed the ball just nine times with Harris getting it five times after carrying on 23 occasions in the initial thirty minutes. They were outgained by Denver, 214-121. After stopping the Broncos four times from inside the two yard line in the third quarter, the Steelers could not get out of the hole and this led to Denver's third score, a first down pass for 30 yards. The Steelers had one more comeback left as they came from behind for the third time to even the score on a 60-yard, four play march with all but one of the yards coming through the air. After that the bubble burst as Pittsburgh got just one first down on its final three possessions and turned the ball over twice on interceptions to set up Denver's last ten points. The lone positive note for the Steelers was Harris becoming the first pro player to gain 1,000 yards in postseason play as he pushed his total to 1,050.

Pittsburgh	0	14	0	7	21
Denver	7	7	7	13	34

Den.—Lytle 7-yard run (Turner kick)	(4-17)
Pitt.—Bradshaw 1-yard run (Gerela kick)	(11-56)
Den.—Armstrong 10-yard run (Turner kick)	(1-10)
Pitt.—Harris 1-yard run (Gerela kick)	(9-65)
Den.—Odoms 30-yard pass from Morton (Turner kick)	(4-41)
Pitt.—Brown 1-yard pass from Bradshaw (Gerela kick)	(4-61)
Den.—Turner FG 44 yards	(7-39)
Den.—Turner FG 25 yards	(4-2)
Den.—Dolbin 34-yard pass from Morton (Turner kick)	(2-33)

### TEAM STATISTICS

	Pittsburgh	Denver
First Downs—Rush.—Pass.—Pen.	18-10-8-0	15-5-9-1
Net Offensive Ydg.—Plays—Avg.	304-76-4.0	258-61-4.2
Rushing Ydg.—Attempts—Avg.	127-39-3.3	103-37-2.8
Net Pass. Ydg.—Yds. Lost Att.	177 (0-0)	155 (1-9)
Passes—Comps—Ints.	37-19-3	23-11-0
Total Return Yardage	135	161
Punts—No.—Avg.	6-34.0	5-37.6
Fumbles—No.—Lost	2-1	3-1
Penalties—No.—Yards	10-67	3-20

### INDIVIDUAL STATISTICS

#### Rushing

Pittsburgh—Harris 28 for 92, Bradshaw 4 for 21, Bleier 7 for 14.  
 Denver—Armstrong 11 for 44, Lytle 12 for 26, Keyworth 5 for 20, Jensen 4 for 13, Morton 5 for 0.

#### Passing

Pittsburgh—Bradshaw 19 of 37 for 177 yards, 1 TD and 3 ints.  
 Denver—Morton 11 of 23 for 164 yards, 2 TDs.

#### Receiving

Pittsburgh—Stallworth 4 for 80, Harris 4 for 20, Cunningham 3 for 42, Maxson 3 for 11, Bleier 2 for 10, Grossman 1 for 7, Swann 1 for 6, Brown 1 for 1.  
 Denver—Odoms 5 for 43, Moses 2 for 45, Jensen 2 for 43, Dolbin 1 for 34, Armstrong 1 for 9.



# 45 YEARS WITH THE STEELERS—1933-77

1977

## CHUCK NOLL, Head Coach

Steelers		Opp.	
27	San Francisco .....	0	(W)
7	Oakland .....	16	(L)
28	at Cleveland .....	14	(W)
10	at Houston .....	27	(L)
20	Cincinnati .....	14	(W)
27	Houston .....	10	(W)
21	at Baltimore .....	31	(L)
7	at Denver .....	21	(L)
35	Cleveland .....	31	(W)
28	Dallas .....	13	(W)
23	at New York Jets .....	20	(W)
30	Seattle .....	20	(W)
10	at Cincinnati .....	17	(L)
10	at San Diego .....	9	(W)
283	Won 9, Lost 5	243	

## AFC Playoff Game

21	at Denver .....	34	(L)
----	-----------------	----	-----

1976

## CHUCK NOLL, Head Coach

Steelers		Opp.	
28	at Oakland .....	31	(L)
31	Cleveland .....	14	(W)
27	New England .....	30	(L)
6	at Minnesota .....	17	(L)
16	at Cleveland .....	18	(L)
23	Cincinnati .....	6	(W)
27	at New York Giants .....	0	(W)
23	San Diego .....	0	(W)
45	at Kansas City .....	0	(W)
14	Miami .....	3	(W)
32	Houston .....	16	(W)
7	at Cincinnati .....	3	(W)
42	Tampa Bay .....	0	(W)
21	at Houston .....	0	(W)
342	Won 10, Lost 4	138	

## AFC Playoff Game

40	at Baltimore .....	14	(W)
----	--------------------	----	-----

## AFC Championship Game

7	at Oakland .....	24	(L)
---	------------------	----	-----

1975

## CHUCK NOLL, Head Coach

Steelers		Opp.	
37	at San Diego .....	0	(W)
21	Buffalo .....	30	(L)
42	at Cleveland .....	6	(W)
20	Denver .....	9	(W)
34	Chicago .....	3	(W)
16	at Green Bay .....	13	(W)
30	at Cincinnati .....	24	(W)
24	Houston .....	17	(W)
28	Kansas City .....	3	(W)
32	at Houston .....	9	(W)
20	at New York Jets .....	7	(W)
31	Cleveland .....	17	(W)
35	Cincinnati .....	14	(W)
3	at Los Angeles .....	10	(L)
373	Won 12, Lost 2,	162	

## AFC Playoff Game

28	Baltimore .....	10	(W)
----	-----------------	----	-----

## AFC Championship Game

16	Oakland .....	10	(W)
----	---------------	----	-----

## SUPER BOWL X

21	Dallas .....	17	(W)
----	--------------	----	-----

1974

## CHUCK NOLL, Head Coach

Steelers		Opp.	
30	Baltimore .....	0	(W)
35	at Denver* .....	35	(T)
0	Oakland .....	17	(L)
13	at Houston .....	7	(W)
34	at Kansas City .....	24	(W)
20	Cleveland .....	16	(W)
24	Atlanta .....	17	(W)
27	Philadelphia .....	0	(W)
10	at Cincinnati .....	17	(L)
26	at Cleveland .....	16	(W)
28	at New Orleans .....	7	(W)
10	Houston .....	13	(L)
21	at New England .....	17	(W)
27	Cincinnati .....	3	(W)

305 Won 10, Lost 3, Tied 1 189

\*overtime

## AFC Playoff Game

32	Buffalo .....	14	(W)
----	---------------	----	-----

## AFC Championship Game

24	at Oakland .....	13	(W)
----	------------------	----	-----

## SUPER BOWL IX

16	Minnesota .....	6	(W)
----	-----------------	---	-----

1973

## CHUCK NOLL, Head Coach

Steelers		Opp.	
24	Detroit .....	10	(W)
33	Cleveland .....	6	(W)
36	at Houston .....	7	(W)
38	San Diego .....	21	(W)
7	at Cincinnati .....	19	(L)
26	New York Jets .....	14	(W)
20	Cincinnati .....	13	(W)
21	Washington .....	16	(W)
17	at Oakland .....	9	(W)
13	Denver .....	23	(L)
16	at Cleveland .....	21	(L)
26	at Miami .....	30	(L)
33	Houston .....	7	(W)
37	at San Francisco .....	14	(W)

337 Won 10, Lost 4 210

## AFC Playoff Game

14	at Oakland .....	33	(L)
----	------------------	----	-----

1972

## CHUCK NOLL, Head Coach

Steelers		Opp.	
34	Oakland .....	28	(W)
10	at Cincinnati .....	15	(L)
25	at St. Louis .....	19	(W)
13	at Dallas .....	17	(L)
24	Houston .....	7	(W)
33	New England .....	3	(W)
38	at Buffalo .....	21	(W)

40	Cincinnati.....	17 (W)
16	Kansas City .....	7 (W)
24 at	Cleveland.....	26 (L)
23	Minnesota .....	10 (W)
30	Cleveland.....	0 (W)
9 at	Houston .....	3 (W)
24 at	San Diego.....	2 (W)
343	<i>Won 11, Lost 3</i>	175

#### AFC Playoff game

13	Oakland .....	7 (W)
----	---------------	-------

#### AFC Championship Game

17	Miami .....	21 (L)
----	-------------	--------

#### 1971

#### CHUCK NOLL, Head Coach

Steelers		Opp.
15 at	Chicago .....	17 (L)
21	Cincinnati.....	10 (W)
21	San Diego.....	17 (W)
17 at	Cleveland.....	27 (L)
16 at	Kansas City .....	38 (L)
23	Houston .....	16 (W)
21 at	Baltimore.....	34 (L)
26	Cleveland.....	9 (W)
21 at	Miami .....	24 (L)
17	New York Giants.....	13 (W)
10	Denver .....	22 (L)
3 at	Houston .....	29 (L)
21 at	Cincinnati.....	13 (W)
14	Los Angeles .....	23 (L)

246	<i>Won 6, Lost 8</i>	292
-----	----------------------	-----

#### 1970

#### CHUCK NOLL, Head Coach

Steelers		Opp.
7	Houston .....	19 (L)
13 at	Denver.....	16 (L)
7 at	Cleveland.....	15 (L)
23	Buffalo .....	10 (W)
7 at	Houston .....	3 (W)
14 at	Oakland .....	31 (L)
21	Cincinnati.....	10 (W)
21	New York.....	17 (W)
14	Kansas City .....	31 (L)
7 at	Cincinnati.....	34 (L)
28	Cleveland.....	9 (W)
12	Green Bay .....	20 (L)
16 at	Atlanta.....	27 (L)
20 at	Philadelphia.....	30 (L)

210	<i>Won 5, Lost 9</i>	272
-----	----------------------	-----

#### 1969

#### CHUCK NOLL, Head Coach

Steelers		Opp.
16	Detroit .....	13 (W)
27 at	Philadelphia.....	41 (L)
14	St. Louis.....	27 (L)
7 at	New York.....	10 (L)
31 at	Cleveland.....	42 (L)
7	Washington .....	14 (L)
34	Green Bay .....	38 (L)
7 at	Chicago .....	38 (L)
3	Cleveland.....	24 (L)
14 at	Minnesota .....	52 (L)
10 at	St. Louis.....	47 (L)
7	Dallas .....	10 (L)
17	New York.....	21 (L)
24 at	New Orleans .....	27 (L)

218	<i>Won 1, Lost 13</i>	404
-----	-----------------------	-----

#### 1968

#### BILL AUSTIN, Head Coach

Steelers		Opp.
20	New York.....	34 (L)
10 at	Los Angeles .....	45 (L)
7	Baltimore.....	41 (L)
24 at	Cleveland.....	31 (L)
13 at	Washington .....	16 (L)
12	New Orleans .....	16 (L)
6	Philadelphia .....	3 (W)
41 at	Atlanta.....	21 (W)
28 at	St. Louis.....	28 (T)
24	Cleveland.....	45 (L)
28	San Francisco .....	45 (L)
10	St. Louis.....	20 (L)
7 at	Dallas .....	28 (L)
14 at	New Orleans .....	24 (L)

244	<i>Won 2, Lost 11, Tied 1</i>	397
-----	-------------------------------	-----

#### 1967

#### BILL AUSTIN, Head Coach

Steelers		Opp.
41	Chicago .....	13 (W)
14	St. Louis.....	28 (L)
24 at	Philadelphia .....	34 (L)
10 at	Cleveland.....	21 (L)
24	New York.....	27 (L)
21	Dallas .....	24 (L)
14 at	New Orleans .....	10 (W)
14	Cleveland.....	34 (L)
14 at	St. Louis.....	14 (T)
20 at	New York.....	28 (L)
27	Minnesota .....	41 (L)
24 at	Detroit.....	14 (W)
10	Washington .....	15 (L)
24 at	Green Bay .....	17 (W)

281	<i>Won 4, Lost 9, Tied 1</i>	320
-----	------------------------------	-----

#### 1966

#### BILL AUSTIN, Head Coach

Steelers		Opp.
34	New York.....	34 (T)
17	Detroit .....	3 (W)
27	Washington .....	33 (L)
10 at	Washington .....	24 (L)
10 at	Cleveland.....	41 (L)
14	Philadelphia .....	31 (L)
21 at	Dallas .....	52 (L)
16	Cleveland.....	6 (W)
30	St. Louis.....	9 (W)
7	Dallas .....	20 (L)
3 at	St. Louis.....	6 (L)
23 at	Philadelphia .....	27 (L)
47 at	New York.....	28 (W)
57 at	Atlanta.....	33 (W)

316	<i>Won 5, Lost 8, Tied 1</i>	347
-----	------------------------------	-----

#### 1965

#### MIKE NIXON, Head Coach

Steelers		Opp.
9	Green Bay .....	41 (L)
17 at	San Francisco .....	27 (L)
13	New York.....	23 (L)
19 at	Cleveland.....	24 (L)
7	St. Louis.....	20 (L)
20 at	Philadelphia .....	14 (W)
22	Dallas .....	13 (W)
17 at	St. Louis.....	21 (L)
17 at	Dallas .....	24 (L)
3	Washington .....	31 (L)
21	Cleveland.....	42 (L)

10	at New York	35	(L)
13	Philadelphia	47	(L)
14	at Washington	35	(L)

202 *Won 2, Lost 12* 397

### 1964

#### BUDDY PARKER, Head Coach

Steelers		Opp.	
14	Los Angeles	26	(L)
27	New York	24	(W)
23	Dallas	17	(W)
7	at Philadelphia	21	(L)
23	at Cleveland	7	(W)
10	at Minnesota	30	(L)
10	Philadelphia	34	(L)
17	Cleveland	30	(L)
30	at St. Louis	34	(L)
0	Washington	30	(L)
44	at New York	17	(W)
20	St. Louis	21	(L)
14	at Washington	7	(W)
14	at Dallas	17	(L)

253 *Won 5, Lost 9* 315

### 1963

#### BUDDY PARKER, Head Coach

Steelers		Opp.	
21	at Philadelphia	21	(T)
31	New York	0	(W)
23	St. Louis	10	(W)
23	at Cleveland	35	(L)
23	at St. Louis	24	(L)
38	Washington	27	(W)
27	Dallas	21	(W)
14	at Green Bay	33	(L)
9	Cleveland	7	(W)
34	at Washington	28	(W)
17	Chicago	17	(T)
20	Philadelphia	20	(T)
24	at Dallas	19	(W)
17	at New York	33	(L)

321 *Won 7, Lost 4, Tied 3* 295

### 1962

#### BUDDY PARKER, Head Coach

Steelers		Opp.	
7	at Detroit	45	(L)
30	at Dallas	28	(W)
27	New York	31	(L)
13	Philadelphia	7	(W)
20	at New York	17	(W)
27	Dallas	42	(L)
14	Cleveland	41	(L)
39	Minnesota	31	(W)
26	at St. Louis	17	(W)
23	Washington	21	(W)
14	at Cleveland	35	(L)
19	St. Louis	7	(W)
26	at Philadelphia	17	(W)
27	at Washington	24	(W)

312 *Won 9, Lost 5* 363

#### Playoff Bowl in Miami

10	Detroit	17	(L)
----	---------	----	-----

### 1961

#### BUDDY PARKER, Head Coach

Steelers		Opp.	
24	at Dallas	27	(L)
14	New York	17	(L)
14	at Los Angeles	24	(L)

16	at Philadelphia	21	(L)
20	Washington	0	(W)
28	Cleveland	30	(L)
20	San Francisco	10	(W)
17	at Cleveland	13	(W)
37	Dallas	7	(W)
21	at New York	42	(L)
30	St. Louis	27	(W)
24	Philadelphia	35	(L)
30	at Washington	14	(W)
0	at St. Louis	20	(L)

295 *Won 6, Lost 8* 287

### 1960

#### BUDDY PARKER, Head Coach

Steelers		Opp.	
35	at Dallas	28	(W)
20	at Cleveland	28	(L)
17	New York	19	(L)
27	St. Louis	14	(W)
27	at Washington	27	(T)
13	Green Bay	19	(L)
7	at Philadelphia	34	(L)
24	at New York	27	(L)
14	Cleveland	10	(W)
22	Washington	10	(W)
27	Philadelphia	21	(W)
7	at St. Louis	38	(L)

240 *Won 5, Lost 6, Tied 1* 275

### 1959

#### BUDDY PARKER, Head Coach

Steelers		Opp.	
17	Cleveland	7	(W)
17	Washington	23	(L)
24	at Philadelphia	28	(L)
27	at Washington	6	(W)
16	New York	21	(L)
24	at Chicago Cards	45	(L)
10	Detroit	10	(T)
14	at New York	9	(W)
21	at Cleveland	20	(W)
31	Philadelphia	0	(W)
21	at Chicago Bears	27	(L)
35	Chicago Cards	20	(W)

257 *Won 6, Lost 5, Tied 1* 196

### 1958

#### BUDDY PARKER, Head Coach

Steelers		Opp.	
20	at San Francisco	23	(L)
12	Cleveland	45	(L)
24	Philadelphia	3	(W)
10	at Cleveland	27	(L)
6	at New York	17	(L)
24	Washington	16	(W)
31	at Philadelphia	24	(W)
31	New York	10	(W)
27	at Chicago Cards	20	(W)
24	Chicago Bears	10	(W)
14	at Washington	14	(T)
38	Chicago Cards	21	(W)

261 *Won 7, Lost 4, Tied 1* 230

### 1957

#### BUDDY PARKER, Head Coach

Steelers		Opp.	
28	Washington	7	(W)
12	Cleveland	23	(L)
29	Chicago Cards	20	(W)

0	at New York	35	(L)
6	Philadelphia	0	(W)
19	at Baltimore	13	(W)
0	at Cleveland	24	(L)
10	Green Bay	27	(L)
6	at Philadelphia	7	(L)
21	New York	10	(W)
3	at Washington	10	(L)
27	at Chicago Cards	2	(W)

161 *Won 6, Lost 6, Tied 1* 178

### 1956

#### WALT KIESLING, Head Coach

Steelers		Opp.	
30	Washington	13	(W)
10	Cleveland	14	(W)
21	Philadelphia	35	(L)
10	at New York	38	(L)
24	at Cleveland	16	(W)
14	New York	17	(L)
7	at Philadelphia	14	(L)
14	Chicago Cards	7	(W)
27	at Chicago Cards	38	(L)
30	Los Angeles	13	(W)
7	at Detroit	45	(L)
23	at Washington	0	(W)

217 *Won 5, Lost 7* 250

### 1955

#### WALT KIESLING, Head Coach

Steelers		Opp.	
14	Chicago Cards	7	(W)
26	at Los Angeles	27	(L)
30	New York	23	(W)
13	Philadelphia	7	(W)
19	at New York	17	(W)
0	at Philadelphia	24	(L)
13	at Chicago Cards	27	(L)
28	Detroit	31	(L)
14	at Cleveland	41	(L)
14	Washington	23	(L)
7	Cleveland	30	(L)
17	at Washington	28	(L)

195 *Won 4, Lost 8* 285

### 1954

#### WALT KIESLING, Head Coach

Steelers		Opp.	
21	at Green Bay	20	(W)
37	Washington	7	(W)
22	at Philadelphia	24	(L)
55	Cleveland	27	(W)
17	Philadelphia	7	(W)
14	at Chicago Cards	17	(L)
6	New York	30	(L)
14	at Washington	17	(L)
3	San Francisco	31	(L)
20	Chicago Cards	17	(W)
3	at New York	24	(L)
7	at Cleveland	42	(L)

219 *Won 5, Lost 7* 263

### 1953

#### JOE BACH, Head Coach

Steelers		Opp.	
21	at Detroit	38	(L)
24	New York	14	(W)
31	Chicago Cards	28	(W)
7	at Philadelphia	23	(L)
31	Green Bay	14	(W)

7	Philadelphia	35	(L)
16	at Cleveland	34	(L)
14	at New York	10	(W)
16	Cleveland	20	(L)
9	Washington	17	(L)
21	at Chicago Cards	17	(W)
14	at Washington	13	(W)
211	<i>Won 6, Lost 6</i>	263	

### 1952

#### JOE BACH, Head Coach

Steelers		Opp.	
25	Philadelphia	31	(L)
20	Cleveland	21	(L)
21	at Philadelphia	26	(L)
24	Washington	28	(L)
34	at Chicago Cards	28	(W)
24	at Washington	23	(W)
6	Detroit	31	(L)
28	at Cleveland	29	(L)
17	Chicago Cards	14	(W)
63	New York	7	(W)
24	at San Francisco	7	(W)
14	at Los Angeles	28	(L)
300	<i>Won 5, Lost 7</i>	245	

### 1951

#### JOHN MICHELOSEN

Steelers		Opp.	
13	New York	13	(T)
33	at Green Bay	35	(L)
24	San Francisco	28	(L)
0	at Cleveland	17	(L)
28	at Chicago Cards	14	(W)
13	Philadelphia	34	(L)
28	Green Bay	7	(W)
7	Washington	22	(L)
17	at Philadelphia	13	(W)
0	at New York	14	(L)
0	Cleveland	28	(L)
20	at Washington	10	(W)
183	<i>Won 4, Lost 7, Tied 1</i>	235	

### 1950

#### JOHN MICHELOSEN

##### Head Coach

Steelers		Opp.	
7	New York	18	(L)
7	at Detroit	10	(L)
26	at Washington	7	(W)
17	Cleveland	30	(L)
17	at New York	6	(W)
10	Philadelphia	17	(L)
7	at Cleveland	45	(L)
9	at Philadelphia	7	(W)
17	Baltimore	7	(W)
28	at Chicago Cards	17	(W)
7	Washington	24	(L)
28	Chicago Cards	7	(W)
180	<i>Won 6, Lost 6</i>	195	

### 1949

#### JOHN MICHELOSEN,

##### Head Coach

Steelers		Opp.	
28	New York Giants	7	(W)
14	Washington	27	(L)
14	Detroit	7	(W)
21	at New York Giants	17	(W)
24	New York Bulldogs	13	(W)
7	Philadelphia	38	(L)

14	at Washington	27	(L)
7	Los Angeles	7	(T)
30	at Green Bay	7	(W)
17	at Philadelphia	34	(L)
21	at Chicago Bears	30	(L)
27	at New York Bulldogs	0	(W)
224	Won 6, Lost 5, Tied 1	214	

**1948**  
**JOHN MICHELOSEN,**  
**Head Coach**

Steelers		Opp.	
14	at Washington	17	(L)
24	Boston	14	(W)
10	Washington	7	(W)
7	at Boston	13	(L)
27	at New York	34	(L)
7	Philadelphia	37	(L)
38	Green Bay	7	(W)
7	Chicago Cards	24	(L)
14	at Detroit	17	(L)
0	at Philadelphia	17	(L)
38	New York	28	(W)
14	at Los Angeles	31	(L)
200	Won 4, Lost 8	243	

**1947**  
**JOCK SUTHERLAND,**  
**Head Coach**

Steelers		Opp.	
17	Detroit	10	(W)
7	Los Angeles	48	(L)
26	at Washington	27	(L)
30	at Boston	14	(W)
35	Philadelphia	24	(W)
38	at New York	21	(W)
18	at Green Bay	17	(W)
21	Washington	14	(W)
24	New York	7	(W)
7	at Chicago Bears	49	(L)
0	at Philadelphia	21	(L)
17	Boston	7	(W)
240	Won 8, Lost 4	259	

**Eastern Division Playoff**

0	Philadelphia	21	(L)
---	--------------	----	-----

**1946**  
**JOCK SUTHERLAND,**  
**Head Coach**

Steelers		Opp.	
14	Chicago Cards	7	(W)
14	at Washington	14	(T)
14	New York	17	(L)
16	Boston	7	(W)
7	at Green Bay	17	(L)
33	at Boston	7	(W)
14	Washington	7	(W)
7	at Detroit	17	(L)
10	Philadelphia	7	(W)
0	at New York	7	(L)
7	at Philadelphia	10	(L)
136	Won 5, Lost 5, Tied 1	117	

**1945**  
**JIM LEONARD, Head Coach**

Steelers		Opp.	
7	at Boston	28	(L)
6	New York	34	(L)
0	Washington	14	(L)
21	at New York	7	(W)

6	Boston	10	(L)
3	Philadelphia	45	(L)
23	Chicago Cards	0	(W)
6	at Philadelphia	30	(L)
7	Chicago Bears	28	(L)
0	at Washington	24	(L)
82	Won 2, Lost 8	220	

**1944\***  
**WALT KIESLING and**  
**PHIL HANDLER, Head Coaches**

Steelers		Opp.	
28	Cleveland	30	(L)
7	Green Bay	34	(L)
7	at Chicago Bears	34	(L)
0	at New York	23	(L)
20	at Washington	42	(L)
6	Detroit	27	(L)
7	at Detroit	21	(L)
6	**Cleveland	33	(L)
20	**Green Bay	35	(L)
7	Chicago Bears	49	(L)
108	Won 0, Lost 10	328	
*Combined with Chicago Cards			
**Home game played in Chicago.			

**1943\***  
**WALT KIESLING and**  
**GREASY NEALE, Head Coaches**

Steelers		Opp.	
17	**Brooklyn	0	(W)
28	**New York	14	(W)
21	at Chicago Bears	48	(L)
14	at New York	42	(L)
34	Chicago Cards	3	(W)
14	**Washington	14	(T)
7	at Brooklyn	13	(L)
35	Detroit	34	(W)
27	at Washington	14	(W)
28	**Green Bay	38	(L)
225	Won 5, Lost 4, Tied 1	220	
*Combined with Philadelphia Eagles			
**Home game played in Philadelphia.			

**1942**  
**WALT KIESLING, Head Coach**

Steelers		Opp.	
14	Philadelphia	24	(L)
14	at Washington	24	(L)
13	New York	10	(W)
7	at Brooklyn	0	(W)
14	at Philadelphia	0	(W)
0	Washington	14	(L)
17	at New York	9	(W)
35	at Detroit	7	(W)
19	Chicago Cards	3	(W)
13	Brooklyn	0	(W)
21	at Green Bay	24	(L)
167	Won 7, Lost 4	119	

**1941**  
**BERT BELL, ALDO DONELLI**  
**and WALT KIESLING,**  
**Head Coaches**

Steelers		Opp.	
14	at Cleveland	17	(L)
7	Philadelphia	10	(L)
10	New York	37	(L)
20	Washington	24	(L)

7	at New York	28	(L)
7	at Chicago Bears	34	(L)
3	at Washington	23	(L)
7	at Philadelphia	7	(T)
14	Brooklyn	7	(W)
7	Green Bay	54	(L)
7	at Brooklyn	35	(L)
103	Won 1, Lost 9, Tied 1	276	

### 1940

#### WALT KIESLING, Head Coach

Steelers		Opp.	
7	Chicago Cards	7	(T)
10	New York	10	(T)
10	at Detroit	7	(W)
3	Brooklyn	10	(L)
10	Washington	40	(L)
0	at Brooklyn	21	(L)
0	at New York	12	(L)
3	at Green Bay	24	(L)
10	at Washington	37	(L)
7	Philadelphia	3	(W)
0	at Philadelphia	7	(L)
60	Won 2, Lost 7, Tied 2	178	

### 1939

#### WALT KIESLING and JOHN BLOOD, Head Coaches

Steelers		Opp.	
7	at Brooklyn	12	(L)
0	Chicago Cards	10	(L)
0	Chicago Bears	32	(L)
7	New York	14	(L)
14	at Washington	44	(L)
14	Washington	21	(L)
14	at Cleveland	14	(T)
13	at Brooklyn	17	(L)
7	at New York	23	(L)
14	at Philadelphia	17	(L)
24	Philadelphia	12	(W)
114	Won 1, Lost 9, Tied 1	216	

### 1938

#### JOHN BLOOD, Head Coach

Steelers		Opp.	
7	at Detroit	16	(L)
14	New York	27	(L)
7	at Philadelphia	27	(L)
17	at Brooklyn	3	(W)
13	at New York	10	(W)
7	Brooklyn	17	(L)
0	at Green Bay	20	(L)
0	Washington	7	(L)
7	at Philadelphia	14	(L)
0	at Washington	15	(L)
7	at Cleveland	13	(L)
79	Won 2, Lost 9	169	

### 1937

#### JOHN BLOOD, Head Coach

Steelers		Opp.	
27	Philadelphia	14	(W)
21	at Brooklyn	0	(W)
7	New York	10	(L)
0	Chicago Bears	7	(L)
3	at Detroit	7	(L)
20	at Washington	34	(L)
7	Chicago Cards	13	(L)
16	at Philadelphia	7	(W)
0	at New York	17	(L)
21	Washington	13	(W)

0	Brooklyn	23	(L)
122	Won 4, Lost 7	145	

### 1936

#### JOE BACH, Head Coach

Steelers		Opp.	
10	Boston	0	(W)
10	at Brooklyn	6	(W)
10	New York	7	(W)
9	Chicago Bears	27	(L)
17	Philadelphia	0	(W)
6	at Chicago Bears	26	(L)
10	at Green Bay	42	(L)
10	Brooklyn	7	(W)
6	at Philadelphia	0	(W)
3	at Detroit	28	(L)
6	at Chicago Cards	14	(L)
0	at Boston	30	(L)
97	Won 6, Lost 6	187	

### 1935

#### JOE BACH, Head Coach

Steelers		Opp.	
17	at Philadelphia	7	(W)
7	New York	42	(L)
7	Chicago Bears	23	(L)
0	at Green Bay	27	(L)
6	Philadelphia	17	(L)
17	Chicago Cards	13	(W)
6	Boston	0	(W)
7	Brooklyn	13	(L)
16	at Brooklyn	7	(W)
14	Green Bay	34	(L)
3	at Boston	13	(L)
0	at New York	13	(L)
100	Won 4, Lost 8	209	

### 1934

#### LUBY DiMEOLO, Head Coach

Steelers		Opp.	
13	Cincinnati	0	(W)
0	Boston	7	(L)
0	Philadelphia	17	(L)
12	New York	14	(L)
9	at Philadelphia	7	(W)
0	Chicago Bears	28	(L)
0	at Boston	39	(L)
7	at New York	17	(L)
3	at Brooklyn	21	(L)
7	at Detroit	40	(L)
0	at St. Louis	6	(L)
0	Brooklyn	10	(L)
51	Won 2, Lost 10	206	

### 1933

#### JAP DOUDS, Head Coach

Steelers		Opp.	
17	Cincinnati	0	(W)
2	New York	23	(L)
14	Chicago Cardinals	13	(W)
6	Boston	21	(L)
0	at Green Bay	47	(L)
0	at Cincinnati	0	(T)
16	at Boston	14	(W)
3	at Brooklyn	3	(T)
0	Brooklyn	32	(L)
6	at Philadelphia	25	(L)
3	at New York	27	(L)
67	Won 3, Lost 6, Tied 2	205	

# PRESEASON RESULTS

## 1977 (3-3)

Pitt. vs. Buffalo at Pittsburgh	28-24
Pitt. vs. Kansas City at Kansas City	21-23
Pitt. vs. New York Jets at New York	26-13
Pitt. vs. New England at New England	10-13
Pitt. vs. Philadelphia at Pittsburgh	21-13
Pitt. vs. Dallas at Pittsburgh	0-30

## 1976 (5-2)

Pitt. vs. All Stars at Chicago	24-0
Pitt. vs. New Orleans at New Orleans	24-14
Pitt. vs. Philadelphia at Philadelphia	14-7
Pitt. vs. Washington at Washington	27-7
Pitt. vs. New York Giants at Pittsburgh	0-17
Pitt. vs. Dallas at Dallas	10-20
Pitt. vs. New York Jets at Pittsburgh	41-6

## 1975(3-4)

Pitt. vs. All Stars at Chicago	21-14
Pitt. vs. Philadelphia at Pittsburgh	14-17
Pitt. vs. Oakland at Berkeley	21-24
Pitt. vs. Baltimore at Baltimore	31-10
Pitt. vs. New York Giants at Princeton	7-24
Pitt. vs. New Orleans at Pittsburgh	24-13
Pitt. vs. Dallas at Dallas	16-17

## 1974(6-0)

Pitt. vs. New Orleans at New Orleans	26-7
Pitt. vs. Chicago at Pittsburgh	50-21
Pitt. vs. Philadelphia at Philadelphia*	33-30
Pitt. vs. New York Giants at Pittsburgh	17-7
Pitt. vs. Washington at Washington	21-19
Pitt. vs. Dallas at Dallas	41-15

\*overtime

## 1973 (4-2)

Pitt. vs. Baltimore at Pittsburgh	34-7
Pitt. vs. Minnesota at Bloomington	6-10
Pitt. vs. Philadelphia at Philadelphia	17-3
Pitt. vs. New York Giants at New York	24-29
Pitt. vs. Green Bay at Green Bay	30-22
Pitt. vs. Atlanta at Pittsburgh	19-0

## 1972 (4-1-1)

Pitt. vs. New York Giants at Pittsburgh	28-10
Pitt. vs. New York Jets at Seattle	22-3
Pitt. vs. Atlanta at Atlanta	31-17
Pitt. vs. Baltimore at Tampa	13-16
Pitt. vs. New Orleans at Memphis	56-7
Pitt. vs. Washington at Pittsburgh	10-10

## 1971 (3-2-0)

Pitt. vs. Green Bay at Green Bay	16-13
Pitt. vs. Cincinnati at Cincinnati	13-20
Pitt. vs. Minnesota at Pittsburgh	21-26
Pitt. vs. New York Jets at Cleveland	35-21
Pitt. vs. New York Giants at New York	20-3

## 1970 (4-1-0)

Pitt. vs. Miami at Jacksonville	10-16
Pitt. vs. Minnesota at Bloomington	20-13
Pitt. vs. New York Giants at Pittsburgh	21-6
Pitt. vs. Boston at Shreveport	31-3
Pitt. vs. Oakland at Oakland	20-6

## 1969 (2-3-0)

Pitt. vs. St. Louis at Norfolk, Va.	12-27
Pitt. vs. New Orleans at Baton Rouge, La.	34-24
Pitt. vs. Cincinnati at Pittsburgh	13-23
Pitt. vs. Green Bay at Green Bay	19-31
Pitt. vs. New York Giants at Montreal	17-13

## 1968 (1-4-0)

Pitt. vs. St. Louis at St. Louis	7-24
Pitt. vs. San Diego at San Diego	36-33
Pitt. vs. Cincinnati at Morgantown, W. Va.	3-19
Pitt. vs. Green Bay at Milwaukee	17-21
Pitt. vs. Washington at Norfolk, Va.	17-24

## 1967 (2-3-0)

Pitt. vs. Green Bay at Green Bay	20-31
Pitt. vs. New Orleans at Baton Rouge, La.	17-20
Pitt. vs. St. Louis at Nashville	24-13
Pitt. vs. San Diego at San Diego	16-7
Pitt. vs. Washington at Norfolk, Va.	10-16

## 1966 (1-4-0)

Pitt. vs. New York Giants at Ithaca, N.Y.	14-16
Pitt. vs. Minnesota at Portland	6-35
Pitt. vs. San Francisco at Portland	34-17
Pitt. vs. Green Bay at Green Bay	6-17
Pitt. vs. Cleveland at Birmingham, Ala.	10-14

## 1965 (0-5-0)

Pitt. vs. Minnesota at Atlanta	21-31
Pitt. vs. New York Giants at New Haven, Conn.	7-16
Pitt. vs. Baltimore at Atlanta	10-38
Pitt. vs. San Francisco at Providence, R.I.	9-23
Pitt. vs. Cleveland at Akron	16-28

## 1964 (1-3-0)

Pitt. vs. Philadelphia at Allentown, Pa.	13-24
Pitt. vs. Cleveland at Akron	7-42
Pitt. vs. San Francisco at Omaha	17-14
Pitt. vs. Baltimore at Canton	17-48

## 1963 (3-2-0)

Pitt. vs. Green Bay at Miami	7-27
Pitt. vs. Philadelphia at Bethlehem, Pa.	24-13
Pitt. vs. Baltimore at Atlanta	14-17
Pitt. vs. Detroit at Detroit	22-7
Pitt. vs. Cleveland at Canton	16-7

## 1962 (2-3-0)

Pitt. vs. Chicago Bears at Atlanta	19-14
Pitt. vs. Cleveland at Cleveland	10-33
Pitt. vs. Detroit at Detroit	20-26
Pitt. vs. Philadelphia at Hershey, Pa.	14-35
Pitt. vs. Baltimore at Pittsburgh	20-9

## 1961 (2-3-0)

Pitt. vs. Baltimore at Roanoke, Va.	24-20
Pitt. vs. Detroit at Pittsburgh	14-17
Pitt. vs. St. Louis at Jacksonville	24-14
Pitt. vs. Cleveland at Akron	6-38
Pitt. vs. Chicago Bears at Chicago	21-24

## 1960 (2-3-1)

Pitt. vs. Toronto Argonauts at Toronto	43-16
Pitt. vs. Green Bay at New Orleans	13-20
Pitt. vs. Cleveland at Pittsburgh	24-27
Pitt. vs. Detroit at Detroit	6-13
Pitt. vs. Baltimore at Miami	34-28
Pitt. vs. Chicago Bears at Chicago	21-21

## 1959 (2-4-0)

Pitt. vs. Cleveland at Pittsburgh	34-20
Pitt. vs. Chicago Cardinals at Austin, Texas	10-21
Pitt. vs. Chicago Bears at Houston	14-54
Pitt. vs. Baltimore at Miami	21-30
Pitt. vs. Chicago Cardinals at St. Louis	21-13
Pitt. vs. Green Bay at Minneapolis	10-13

## 1958 (2-4-0)

Pitt. vs. Cleveland at Akron	0-10
Pitt. vs. Green Bay at Milwaukee	3-0
Pitt. vs. Chicago Bears at Pittsburgh	10-17
Pitt. vs. Baltimore at Buffalo	13-10
Pitt. vs. Chicago Cardinals at St. Louis	7-21
Pitt. vs. Los Angeles at Los Angeles	6-31

## 1957 (2-3-1)

Pitt. vs. Chicago Bears at Jacksonville, Fla.	7-24
Pitt. vs. Cleveland at Akron	13-28
Pitt. vs. Philadelphia at Philadelphia	17-12
Pitt. vs. Detroit at Buffalo	20-14
Pitt. vs. Chicago Bears at Pittsburgh	10-37
Pitt. vs. Green Bay at Minneapolis	10-10

## 1956 (2-3-0)

Pitt. vs. Detroit at Toledo, Ohio	15-20
Pitt. vs. Baltimore at Cincinnati	16-37
Pitt. vs. Chicago Bears at Pittsburgh	10-21
Pitt. vs. Philadelphia at Minneapolis	14-12
Pitt. vs. Los Angeles at Portland	20-17



# STEELERS vs. NFL OPPONENTS

## STEELERS vs. ATLANTA FALCONS

	STEELERS FALCONS			STEELERS FALCONS	
1966	57	33	1970	16	27
1968	41	21	1974 h	24	17

Steelers won 3, lost 1

## STEELERS vs. BALTIMORE COLTS

	STEELERS COLTS			STEELERS COLTS	
1950 h	17	7	1974 h	30	0
1957	19	13	1975 h	28	10
1968 h	7	41	(AFC Playoffs)		
1971	21	34	1976	40	14
			(AFC Playoffs)		
			1977	21	31

Steelers won 5, lost 3

## STEELERS vs. BOSTON YANKS

	STEELERS YANKS			STEELERS YANKS	
1945	7	28	1947	30	14
1945 h	6	10	1947 h	17	7
1946 h	16	7	1948 h	24	14
1946	33	7	1948	7	13

Steelers won 5, lost 3

## STEELERS vs. BROOKLYN DODGERS

	STEELERS DODGERS			STEELERS DODGERS	
1933	3	3	1938 h	7	17
1933	0	32	1939	7	12
1934	3	21	1939	13	17
1934 h	0	10	1940 h	3	10
1935 h	7	13	1940	0	21
1935	16	7	1941 h	14	7
1936	10	6	1941	7	35
1936 h	10	7	1942	7	0
1937	21	0	1942 h	13	0
1937 h	0	23	1943 h	17	0
1938	17	3	1943	7	13

Steeler won 9, lost 12, tied 1

## STEELERS vs. BUFFALO BILLS

	STEELERS BILLS			STEELERS BILLS	
1970 h	23	10	1974 h	32	14
			(AFC Playoffs)		
1972	38	21	1975 h	21	30

Steelers won 3, lost 1

## STEELERS vs. CHICAGO BEARS

	STEELERS BEARS			STEELERS BEARS	
1934 h	0	28	1945 h	7	28
1935 h	7	23	1947	7	49
1936 h	9	27	1949	21	30
1936	7	26	1958 h	24	10
1937 h	0	7	1959	21	27
1939 h	0	32	1963 h	17	17
1941	7	34	1967 h	13	41
1943	21	48	1969	7	38
1944	7	34	1971	15	17
1944 h	7	39	1975 h	34	3

Steelers won 3, lost 16, tied 1

## STEELERS vs. CINCINNATI BENGALS

	STEELERS BENGALS			STEELERS BENGALS	
1970 h	21	10	1974	10	17
1970	7	34	1974 h	27	3
1971 h	21	10	1975	30	24
1971	21	13	1975 h	35	14
1972	10	15	1976 h	23	6
1972 h	40	17	1976	7	3
1973	7	19	1977 h	20	14
1973 h	20	13	1977	10	17

Steelers won 11, lost 5

## STEELERS vs. CINCINNATI REDS

	STEELERS REDS			STEELERS REDS	
1933	17	0	1934 h	13	0
1933	0	0	1934	0	*13

Steelers won 2, lost 1, tied 1

\*Franchise transferred to St. Louis during 1934 season

## STEELERS vs. CLEVELAND BROWNS

	STEELERS BROWNS			STEELERS BROWNS	
1950 h	17	30	1964	23	7
1950	7	45	1964 h	17	30
1951	0	17	1965	19	24
1951 h	0	28	1965 h	21	42
1952 h	20	21	1966	14	41
1952	28	29	1966 h	16	6
1953 h	16	20	1967	10	21
1953	16	34	1967 h	14	34
1954 h	55	27	1968	24	31
1954	7	42	1968 h	24	45
1955	14	41	1969	31	42
1955 h	7	30	1969 h	3	24
1956 h	10	14	1970	7	15
1956	24	16	1970 h	28	9
1957 h	12	23	1971	17	27
1957	0	24	1971 h	26	9
1958 h	12	45	1972	24	26
1958	10	27	1972 h	30	0
1959 h	17	7	1973 h	33	6
1959	21	20	1973	16	21
1960	20	28	1974 h	20	16
1960 h	14	10	1974	26	16
1961 h	28	30	1975	42	6
1961	17	13	1975 h	31	17
1962 h	14	41	1976	16	18
1962	14	35	1976 h	31	14
1963	23	35	1977	28	14
1963 h	9	7	1977h	35	31

Steelers won 20, lost 36

## STEELERS vs. DALLAS COWBOYS

	STEELERS COWBOYS			STEELERS COWBOYS	
1960	35	28	1965 h	22	13
1961	24	27	1965	17	24
1961 h	37	7	1966	21	52
1962	30	28	1966 h	7	20
1962 h	27	42	1967 h	21	24
1963 h	27	21	1968	7	28
1963	24	19	1969 h	7	10
1964 h	23	17	1972	13	17
1964	14	17	1975	21	17
			(Super Bowl X)		
			1977h	28	13

Steelers won 9, lost 10

## STEELERS vs. DENVER BRONCOS

	STEELERS BRONCOS			STEELERS BRONCOS	
1970	13	16	1975 h	20	9
1971 h	10	22	1977	7	21
1973 h	13	23	1977	21	34
1974	35	35	(AFC Playoff)		
Overtime					

Steelers won 1, lost 5, tied 1

## STEELERS vs. DETROIT LIONS

	STEELERS LIONS			STEELERS LIONS	
1934	7	40	1949 h	14	7
1936	3	28	1950	7	10
1937	3	7	1952 h	6	31
1938	7	16	1953	21	38
1940	10	7	1955 h	28	31
1942	35	7	1956	7	45
1943 h	35	34	1959 h	10	10
1944 h	6	27	1962	7	45
1944	7	21	1966 h	17	3
1946	7	17	1967	24	14
1947 h	17	10	1969 h	16	13
1948	14	17	1973 h	24	10

Steelers won 9, lost 14, tied 1

## STEELERS vs. GREEN BAY PACKERS

	STEELERS PACKERS			STEELERS PACKERS	
1933	0	47	1940	3	24
1935	0	27	1941 h	7	54
1935 h	14	34	1942	21	24
1936	10	42	1943 h	28	38
1938	0	20	1944	7	34

1944 h	20	35	1957 h	10	27
1946	7	17	1960 h	13	19
1947	18	17	1963	14	33
1948 h	38	7	1965 h	9	41
1949	30	7	1967	24	17
1951	33	35	1969 h	34	38
1951 h	28	7	1970 h	12	20
1953 h	31	14	1975	16	13
1954	21	20			

Steelers won 8, lost 19

### STEELERS vs. HOUSTON OILERS

	STEELERS	OILERS		STEELERS	OILERS
1970 h	7	19	1974	13	7
1970	7	3	1974 h	10	13
1971 h	23	16	1975 h	24	17
1971	3	29	1975	32	9
1972 h	24	7	1976 h	32	16
1972	9	3	1976	21	0
1973	36	7	1977	10	27
1973 h	33	7	1977h	27	10

Steelers won 12, lost 4

### STEELERS vs. KANSAS CITY CHIEFS

	STEELERS	CHIEFS		STEELERS	CHIEFS
1970 h	14	31	1974	34	24
1971	16	38	1975 h	28	3
1972 h	16	7	1976	45	0

Steelers won 4, lost 2

### STEELERS vs. LOS ANGELES RAMS

	STEELERS	RAMS		STEELERS	RAMS
1938	7	13	1952	14	28
1939	14	14	1955	26	27
1941	14	17	1956 h	30	13
1944 h	28	30	1961	14	24
1944 h	6	33	1964 h	14	26
1947* h	7	48	1968	10	45
1948	14	31	1971 h	14	23
1949 h	7	7	1975	3	10

Steelers won 1, lost 13, tied 2

\*Franchise transferred from Cleveland to Los Angeles after 1945 season.

### STEELERS vs. MIAMI DOLPHINS

	STEELERS	DOLPHINS		STEELERS	DOLPHINS
1971	21	24	1973	26	30
1972	17	21	1976 h	14	3

(AFC Championship)

Steelers won 1, lost 3

### STEELERS vs. MINNESOTA VIKINGS

	STEELERS	VIKINGS		STEELERS	VIKINGS
1962 h	39	31	1972 h	23	10
1964	10	30	1975	16	6
1967 h	27	41	(Super Bowl IX)		
1969	14	52	1976	6	17

Steelers won 3, lost 4

### STEELERS vs. NEW ENGLAND PATRIOTS

	STEELERS	PATRIOTS		STEELERS	PATRIOTS
1972 h	33	3	1976 h	27	30
1974	21	17			

Steelers won 2, lost 1

### STEELERS vs. NEW ORLEANS SAINTS

	STEELERS	SAINTS		STEELERS	SAINTS
1967	14	10	1969	24	27
1968 h	12	16	1974	28	7
1968	14	24			

Steelers won 2, lost 3

### STEELERS vs. NEW YORK BULLDOGS

	STEELERS	BULLDOGS		STEELERS	BULLDOGS
1949 h	24	13	1949	27	0

Steelers won 2, lost 0

### STEELERS vs. NEW YORK GIANTS

	STEELERS	GIANTS		STEELERS	GIANTS
1933	2	23	1937 h	7	10
1933	3	27	1937	0	17
1934 h	12	14	1938 h	14	27
1934	7	17	1938	13	10
1935 h	7	42	1939 h	7	14
1935	0	13	1939	7	23
1936 h	10	7	1940 h	10	10

1940	0	12	1956 h	14	17
1941 h	10	37	1957	0	35
1941	7	28	1957 h	21	10
1942 h	13	10	1958	31	10
1942	17	9	1958 h	6	17
1943 h	28	14	1959 h	16	21
1943	14	42	1959	14	9
1944	0	23	1960 h	17	19
1945 h	6	34	1960	24	27
1945	21	7	1961 h	14	17
1946 h	14	17	1961	21	42
1946	0	7	1962 h	27	31
1947	38	21	1962	20	17
1947 h	24	7	1963 h	31	0
1948	38	28	1963	17	33
1948 h	27	34	1964 h	27	24
1949 h	28	7	1964	44	17
1949	21	17	1965 h	13	23
1950 h	7	18	1965	10	35
1950	17	6	1966 h	34	34
1951 h	13	13	1966 h	47	28
1951	0	14	1967 h	24	27
1952 h	63	7	1967	20	28
1953	14	10	1968 h	20	34
1954 h	12	14	1969	7	10
1954	3	24	1969 h	17	21
1955 h	30	23	1971 h	17	13
1955	19	17	1976	27	0
1956	10	38			

Steelers won 26, lost 42, tied 3

### STEELERS vs. NEW YORK JETS

	STEELERS	JETS		STEELERS	JETS
1970 h	21	17	1975	20	7
1973 h	26	14	1977	23	20

Steelers won 4, lost 0

### STEELERS vs. OAKLAND RAIDERS

	STEELERS	RAIDERS		STEELERS	RAIDERS
1970	14	31	1974h	0	17
1972h	34	28	1974	24	13
1972h	13	7	(AFC Championship)		
(AFC Playoffs)			1975h	16	10
1973	17	9	(AFC Championship)		
1973	14	33	1976	28	31
(AFC Playoffs)			1976	7	24
			(AFC Championship)		
			1977h	7	16

Steelers won 5, lost 6

### STEELERS vs. PHILADELPHIA EAGLES

	STEELERS	EAGLES		STEELERS	EAGLES
1933	6	25	1947	0	21
1934 h	0	17	1947 h	0	21
1934	9	7	(Eastern Conference Playoff)		
1935	17	7	1948 h	7	34
1935 h	6	17	1948	0	17
1936 h	17	0	1949 h	7	38
1936	6	0	1949	17	34
1936 *	27	14	1950 h	10	17
1937 **	16	7	1950	9	7
1938 h	7	27	1951 h	13	34
1938	7	14	1951	17	13
1939	14	17	1952 h	25	31
1939 h	24	12	1952	21	26
1940 h	7	3	1953	7	23
1940	0	7	1953 h	7	35
1941 h	7	10	1954	17	7
1941	7	7	1954 h	22	24
1942 h	14	24	1955 h	13	7
1942	14	0	1955	0	24
1945 h	3	45	1956 h	21	35
1945	6	30	1956	7	14
1946 h	10	7	1957 h	6	0
1946	7	10	1957	6	7
1947 h	35	24	1958 h	24	3

1958 h	31	24	1964	7	21
1959	31	0	1964 h	10	34
1959 h	24	28	1965	20	14
1960	21	34	1965 h	13	47
1960 h	27	21	1966 h	14	31
1961	16	21	1966	23	27
1961 h	24	35	1967	24	34
1962 h	13	7	1968 h	6	3
1962	26	17	1969	27	41
1963	21	21	1970	20	30
1963 h	20	20	1974 h	27	0

Steelers won 25, lost 41, tied 3

\*Buffalo, N.Y. \*\*Charleston, W. Va.

## STEELERS vs. ST. LOUIS CARDINALS

	STEELERS CARDINALS			STEELERS CARDINALS	
1933	14	13	1958	27	20
1935 h	17	13	1958 h	28	21
1936	14	6	1959*	35	20
1937 h	7	13	1959	24	45
1939 h	0	10	1960 h	27	14
1940 h	7	7	1960	7	38
1942 h	19	3	1961 h	30	27
1943 h	34	13	1961	0	20
1945 h	23	0	1962	26	17
1946 h	14	7	1962 h	19	7
1948 h	7	24	1963 h	23	10
1950	28	17	1963	23	24
1950 h	28	7	1964	30	34
1951	28	14	1964 h	20	21
1952	17	14	1965 h	7	20
1952 h	34	28	1965	17	21
1953 h	31	28	1966 h	30	9
1953	21	17	1966	3	6
1954	14	17	1967 h	14	28
1954 h	20	17	1967	14	14
1955 h	14	7	1968	28	28
1956 h	14	7	1968 h	10	20
1956	27	38	1969 h	14	27
1957 h	29	20	1969	10	47
1957	27	2	1972	25	19

Steelers won 28, lost 20, tied 3

\*Franchise transferred from Chicago to St. Louis after 1959 season.

## STEELERS vs. SAN DIEGO CHARGERS

	STEELERS CHARGERS			STEELERS CHARGERS	
1971 h	21	17	1975	37	0
1972	24	2	1976 h	23	0
1973 h	38	21	1977	10	9

Steelers won 6, lost 0

## STEELERS vs. SAN FRANCISCO 49ers

	STEELERS 49ers			STEELERS 49ers	
1951 h	24	28	1961 h	20	10
1952	24	7	1965	17	27
1954	3	31	1968 h	28	45
1958	20	23	1973	37	14
			1977h	27	0

Steelers won 4, lost 5

## STEELERS vs. SEATTLE SEAHAWKS

	STEELERS	SEAHAWKS
1977h	30	20

Steelers won 1, lost 0

## STEELERS vs. TAMPA BAY BUCCANEERS

	STEELERS	BUCS
1976h	42	0

Steelers won 1, lost 0

## STEELERS vs. WASHINGTON REDSKINS

	STEELERS REDSKINS			STEELERS REDSKINS	
1933	0	21	1935	3	13
1933	16	14	1936 h	10	0
1934 h	0	7	1936	0	30
1934	0	39	1937*	20	34
1935 h	6	0	1937 h	21	13

1938 h	0	7	1954 h	37	7
1938	0	15	1954	14	17
1939	14	44	1955 h	14	23
1939 h	14	21	1955	17	28
1940 h	10	40	1956 h	30	13
1940	10	37	1956	23	0
1941 h	20	24	1957 h	28	7
1941	3	23	1957	3	10
1942	14	24	1958 h	24	16
1942 h	0	14	1958	14	14
1943 h	14	14	1959 h	17	23
1943	27	14	1959	27	6
1944	20	42	1960	22	10
1945 h	0	14	1960 h	27	27
1945	0	24	1961 h	20	0
1946	14	14	1961	30	14
1946 h	14	7	1962 h	23	21
1947	26	27	1962	27	24
1947 h	21	14	1963 h	38	27
1948	14	17	1963	34	28
1948 h	10	7	1964 h	0	30
1949 h	14	27	1964	14	7
1949	14	27	1965 h	3	31
1950	7	24	1965	14	35
1950 h	26	7	1966 h	27	33
1951 h	7	22	1966	10	24
1951	20	10	1967 h	10	15
1952 h	24	28	1968	13	16
1952	24	23	1969 h	7	14
1953 h	9	17	1973 h	21	16
1953	14	13			

Steelers won 27, lost 40, tied 4

*\*Transferred from Boston to Washington after 1936 season.*

## THE LAST TIME ...

### Punt Returned for TD

By Steelers—Lynn Swann (69 yards) vs. New Orleans, 11-25-74

By Opponents—Rick Upchurch (87 yards), Denver, 11-6-77.

### Kickoff Returned for TD

By Steelers—Mike Collier (94 yards) vs. Green Bay, 10-26-75

By Opponents—Larry Krause (100 yards), Green Bay, 12-6-70

### Intercepted Pass Returned for TD

By Steelers—Mel Blount (52 yards) vs. Philadelphia, 11-3-74

By Opponents—Lemar Parish (47 yards), Cincinnati, 12-10-77.

### Fumble Returned for TD

By Steelers—J. T. Thomas (21 yards, lateral from Jack Lambert) vs. Cincinnati, 12-13-75

By Opponents—Willie Miller (17 yards), Cleveland, 12-7-75

### Punt Blocked for TD

By Steelers—Henry Davis (5 yards) vs. Oakland, 9-17-72

By Opponents—Reggie Williams (end zone), Cincinnati, 10-17-77

### Field Goal Blocked for TD

By Steelers—Bob O'Neil (73 yards) vs. Chicago Cards, 10-13-57.

By Opponents—Ray Renfro (79 yards), Cleveland, 11-8-53

### Safety Scored

By Steelers—vs. Houston, 11-21-76 (Loren Toews blocked a punt which bounced out of the end zone)

By Opponents—Denver, 12-17-72 (Paul Costa tackled Terry Bradshaw in end zone)

### Shutout

By Steelers—Pittsburgh 27, San Francisco 0, 9-19-77

By Opponents—Oakland 17, Pittsburgh 0, 9-29-74

# ALL TIME STEELER PLAYER DRAFTS

## 1978

1. Johnson, Ron (CB), Eastern Michigan. 2. Fry, Willie (DE), Notre Dame. 3. Craig Colquitt (P), Tennessee. 4. Anderson, Larry (CB), Louisiana Tech. 5. Choice traded to Green Bay for Dave Pureifory. 6. Reutershan, Randy (WR), Pitt. 7. Dufresne, Mark (TE), Nebraska. 8-a. Moser, Rick (RB), Rhode Island (choice from St. Louis for Marv Kellum). 8-b. Keys, Andre (WR), California Poly. 9. Reynolds, Lance (OT), Brigham Young. 10-a. Becker, Doug (LB), Notre Dame. 10-b. Jurich, Tom (PK), Northern Arizona (choice from Tampa Bay for Ernie Holmes). 11-a. Terry, Nat (CB), Florida State (choice from Tampa Bay for Ernie Holmes). 11-b. Brzozka, Tom (C), Pitt. 12. Carr, Brad (LB), Maryland.

## 1977

1. Cole, Robin (LB), New Mexico. 2. Thornton, Sidney (RB), Northwestern Louisiana. 3-a. Beasley, Tom (DT), Virginia Tech (choice from New York Jets). 3-b. Smith, Jim (WR), Michigan. 4-a. Petersen, Ted (C), Eastern Illinois (choice from Green Bay). 4-b. Smith, Laverne (RB), Kansas (choice from Chicago). 4-c. Audick, Dan (G), Hawaii. 5-a. Stoudt, Cliff (QB), Youngstown State (choice from Kansas City). 5-b. Courson, Steve (G), South Carolina (choice from Detroit). 5-c. Winston, Dennis (LB), Arkansas. 6. Harris, Paul (LB), Alabama. 7. Frisch, Randy (DT), Missouri. 8. August, Phil (WR), Miami (Fla.). 9. Kelly, Roosevelt (TE), Eastern Kentucky. 10-a. Cowans, Alvin (DB), Florida (choice from Buffalo). 10-b. LaCrosse, Dave (LB), Wake Forest. 11. West, Lou (DB), Cincinnati. 12. Stephens, Jimmy (TE), Florida.

## 1976

1. Cunningham, Bennie (TE), Clemson. 2-a. Pinney, Ray (C), Washington (choice from Chicago). 2-b. Kruzcek, Mike (QB), Boston College (choice from Baltimore). 2-c. Files, James (G-C), McNeese State. 3-a. Coder, Ron (DT), Penn State (choice from Green Bay). 3-b. Pough, Ernest (WR), Texas Southern. 4-a. Monds, Wonder (S), Nebraska (choice from Baltimore). 4-b. Bell, Theo (WR), Arizona. 5. Norton, Rodney (LB), Rice. 6-a. Dunn, Gary (DT), Miami (Fla.), (choice from St. Louis). 6-b. Deloplaire, Jack (RB), Salem (W. Va.). 7. Burton, Barry (TE), Vanderbilt. 8. McAleney, Ed (DE), Massachusetts. 9. Gaines, Wentford (CB), Cincinnati. 10. Campbell, Gary (LB), Colorado. 11. Fuchs, Roland (RB), Arkansas. 12. Carroll, Bill (WR), East Texas State. 13. Kain, Larry (LB), Ohio State. 14. Fields, Wayne (DB), Florida. 15. Davis, Mel (DE), North Texas State. 16. Butts, Randy (RB), Kearney State. 17. Kirk, Kelvin (WR), Dayton.

## 1975

1. Brown, Dave (DB), Michigan. 2. Barber, Bob (DE), Grambling. 3. White, Walter (TE), Maryland. 4. Evans, Harold (LB), Houston. 5. Sexton, Brent (DB), Elon. 6. Crenshaw, Marvin (OT), Nebraska. 7. Mattingly, Wayne (OT), Colorado. 8. Kropp, Tom (LB), Kearney St. (choice from Kansas City). 8-a. Humphrey, Al (DE), Tulsa. 9. Clark, Eugene (G), UCLA (choice from New England). 9-a. Reimer, Bruce (RB), No. Dakota St. 10. Heyer, Kirk (DT), Kearney St. (choice from New England). 10-a. Gray, Archie (WR), Wyoming. 11. Little, Randy (TE), W. Liberty St. (W. Va.). 12. Murphy, Greg (DE), Penn. St. 13. Gaddis, Robert (WR), Mississippi Valley. 14. Collier, Mike (RB), Morgan St. 15. Thatcher, Jim (WR), Langston (choice from Kansas City). 15-a. Smith, Marty (DT), Louisville. 16. Bassler, Miller (TE), Houston. 17. Hegener, Stan (G), Nebraska.

## 1974

1. Swann, Lynn (WR), So. California. 2. Lambert, Jack (LB), Kent St. 3. Choice to Oakland. 4-a. Stallworth, John (WR), Alabama A. & M. (choice from New England). 4-b. Allen, Jim (DB), UCLA. 5. Webster, Mike (C), Wisconsin. 6-a. Wolf, James (DE), Prairie View (choice from Denver). 6-b. Druschel, Rick (OT), No. Carolina St. 7-a. Sitterle, Allen (OT), No. Carolina St. (choice from New England). 7-b. Garske, Scott (TE), Eastern Washington St. 8. Gefert, Mark (LB), Purdue. 9-a. Reamon, Tom (RB), Missouri (choice from Denver). 9-b. Davis, Charlie (DT), Texas Christian. 10-a. Kregel, Jim (G), Ohio St. (choice from New England). 10-b. Atkinson, Dave (DB), Brigham Young. 11. Morton, Dickey (RB), Arkansas. 12. Lickiss, Hugh (LB), Simpson (Iowa). 13. Kolch, Frank (QB), Eastern Michigan. 14. Henley, Bruce (DB), Rice. 15. Hunt, Larry (DT), Iowa St. 16. Morgan, Octavus (LB), Illinois. 17. Moore, Larry (DE), Angelo St. (Tex.).

## 1973

1. Thomas, James (DB), Florida St. 2. Phares, Ken (DB), Mississippi St. 3. Roger Bernhardt (G), Kansas. 4. Clark, Gail (LB), Michigan St. 5. Reavis, David (DE), Arkansas (choice from New Orleans). 5-a. Clark, Larry (LB), No. Illinois. 6. Bell, Ron (RB), Illinois St. 7. Dorsey, Nate (DE), Mississippi Valley. 8. Toews, Loren (LB), California (choice from Denver). 9. Bonham, Bracy (G), No. Carolina Central. 10. Wunderly, Don (DT), Arkansas. 11. White, Bob (DB), Arizona. 12. Lee, Willie (RB), Indiana St. 13. Ferguson, Rick (WR), Kansas St. 14. Cowan, Roger (DT), Stanford. 15. Cross, Charles (DB), Iowa. 16. Nardi, Glen (DT), Navy. 17. Shannon, Mike (DT), Oregon St.

## 1972

1. Harris, Franco (RB), Penn State. 2. Gravelle, Gordon (OT), Brigham Young. 3. McMakin, John (TE), Clemson. 4. Brinkley, Lorenzo (DB), Missouri (choice from NY Giants). 4-a. Bradley, Ed (LB), Wake Forest. 5. Furness, Steve (DE), Rhode Island. 6. Meyer, Dennis (DB), Arkansas St. 7. Colquitt, Joe (DE), Kansas St. (choice from NY Giants). 8. Vincent, Stahle (RB), Rice. 9. Kelley, Don (DT), Clemson. 10. Brown, Bob (DT), Tampa. 11. Gilliam, Joe (DB), Tennessee St. 12. Curl, Ron (OT), Michigan St. 13. Messmer, Ernie (DT), Villanova. 14. Durrance, Tom (RB), Florida. 15. Hulecki, John (G), Massachusetts (choice from Houston). 15-a. Harrington, Charles (G), Wichita. 16. Hawkins, Nate (WR), Nevada-Las Vegas. 17. Linehan, Ron (B), Idaho.

## 1971

1. Lewis, Frank (WR), Grambling. 2. Ham, Jack (LB), Penn St. 3. Davis, Steve (RB), Delaware St. 4. Mullins, Gerry (G), So. California. 4-a. White, Dwight (DE), E. Texas St. (choice from Baltimore). 5. Brown, Larry (TE), Kansas (choice from New Orleans). 5-a. Holmes, Melvin (OT), No. Car. A&T. 5-b. Anderson, Ralph (DB), W. Texas St. (choice from Miami). 5-c. Brister, Fred (LB), Mississippi (choice from Minnesota). 6. Hanneman, Craig (G), Oregon St. 7. McClure, Worth (OT-G), Mississippi. 8. Crowe, Larry (RB), Texas Southern (choice from New Orleans). 8-a. Rogers, Paul (K), Nebraska. 8-b. Holmes, Ernie (DT), Texas Southern (choice from Miami). 9. Anderson, Mike (LB), Louisiana St. 10. O'Shea, Jim (LB), Boston College. 11. Wagner, Mike (DB), Western Illinois. 12. (Choice to Baltimore). 13. Young, Alfred (WR), So. Car. St. 14. Evans, McKinney (DB), New Mex. Highlands. 15. Makin, Ray (G), Kentucky. 16. Huntley, Walter (DB), Trinity (Tex.). 17. Ehle, Dan (RB), Howard Payne.

## 1970

1. Bradshaw, Terry (DB), Louisiana Tech. 2. Shanklin, Ron (WR), North Texas St. 3. Blount, Mel (DB), Southern. 4. George, Ed (OT), Wake Forest. 4-a. Evenson, Jim (RB), Oregon (choice from New York Giants). 5. Staggers, Jon (WR), Missouri. 6. Barrera, Manuel (LB), Kansas State. 6-a. Kegler, Clarence (OT), So. Carolina St. 7. Griffin, Danny (RB), Texas-Arlington. 8. Smith, Dave (WR), Indiana (Pa.). 9. Crennel, Carl (LB), West Virginia. 10. Brown, Isaiah (DB), Stanford. 11. Hunt, Calvin (C), Baylor. 12. Sharp, Rick (OT), Washington. 13. Main, Billy (RB), Oregon St. 14. Askson Burt (LB), Texas Southern. 15. Keppy, Glen (DT), Platteville (Wis.). 16. Yanosky, Frank (DT), Tennessee. 17. Key, Harry (TE), Mississippi Valley.



## 1969

1. Greene, Joe(OT), No. Texas St. 2. Hanratty, Terry(QB), Notre Dame 2-a. Bankston, Warren(RB), Tulane (choice from San Francisco) 3. Kolb, Jon(C), Oklahoma St. 4. Campbell, Bob(RB), Penn St. 5. Choice to St. Louis 6. Choice to Green Bay 7. Beatty Charles(DB), No. Texas St. 7-a. Brown, Chadwick(OT), E. Texas St. 8. Cooper, Joe(WR), Tennessee St. 9. Sodaski, John(DB), Villanova 10. Greenwood, L.C.(DE), Arkansas AM & N 11. Washington, Clarence(OT), Arkansas AM & N 12. Fisher, Doug(LB), San Diego St. 13. Lynch, John(LB), Drake 14. Houmard, Bob(RB), Ohio U. 15. Liberto, Ken(WR), Louisiana Tech 16. Mosley, Dock(WR), Alcorn A & M 17. Eppright, Bill(K), Kent St.

## 1968

1. Taylor Mike (OT), So. California 2. Ruple, Ernie(OT), Arkansas 3. Choice to Cleveland 3-a. Henderson, Jon(WR), Colorado St. (choice from Minnesota) 3-b. Herbert, Ken(K), Houston (choice from Los Angeles) 4. Choice to Green Bay 5. Choice to Green Bay 6. Choice to Atlanta 7. Dalton, Doug(RB), New Mexico St. 7-a. Glenmon, Bill(OT), Washington (choice from Los Angeles) 8. Holman, Danny(DB), San Jose St. 9. Knight, John(DE), Weber St. 10. Choice to Cleveland 11. King, Kim(RB), Georgia Tech 12. Wheeler, Sam(LB), Wisconsin 13. Roundy, Joe(G), Puget Sound 14. Harris, Lou(DB), Kent St. 15. Lanning, Bob(DE), No. Montana 16. Bleier, Rocky(RB), Notre Dame 17. Cole, Bob(LB), So. Carolina.

## 1967

1. Choice to Green Bay 2. Shy, Don(RB), San Diego St. 3. Choice to San Francisco 3-a. Freitas, Rockne(C), Oregon (choice from Philadelphia) 4. May, Ray(LB), So. California 5. Choice to Green Bay 6. Choice to Atlanta 6-a. Haggerty, Mike(OT), Miami (Fla.) 7. Choice to Washington 8. Barnes, Mike(OT), Purdue 8-a. Foruria, John(DB), Idaho (choice from Minnesota) 9. Otis, Paul(OT), Houston 10. Wilsey, Bill(LB), Fresno St. 11. Whitcomb, Jim(WR), Emporia St. (Kan.) 12. Choice to Baltimore 13. Homan, Jim(G), So. California 14. Anderson, Chet(TE), Minnesota 15. Love, Mike (RB), Abilene Christian 16. Smith, Bill(C), Oregon 17. Davenport, Mike(RB), Wyoming.

## 1966

1. Leftridge, Dick(RB), West Virginia 2. Gagner, Larry(G), Florida 3. Killorin, Pat(C), Syracuse 4. Choice to Chicago 5. Choice to Detroit 6. Choice to Minnesota 7. Boozer, Emerson(RB), Maryland St. 8. Choice to New York 9. Stewart, Dale(WR), Pitt 10. Marion, Jerry(RB), Wyoming 11. Washington, Charley(RB), Grambling 12. Choice to Dallas 13. Dial, Benjy(QB), Eastern New Mexico 14. Novogratz, Joe(LB), Pitt 15. Dobson, Joe(OT), Idaho 16. Long, Jim(WR), Purdue 17. Brundage, Mike(QB), Oregon 18. Lucas, Kenny(QB), Pitt 19. Neilson, Dave(QB), Albion 20. Springer, Ron(OT), Albion.

## 1965

1. Choice to Chicago 2. Jefferson, Roy(WR), Utah 3. Choice to New York 4. Choice to Detroit 5. Choice to Green Bay 6. Choice to Green Bay 7. Browning, Charlie(RB), Washington 8. Howley, Bill(E), Pitt 9. Neville, Tom(T), Mississippi St. 10. Tobey, Dave(C), Oregon 11. Molden, Frank(T), Jackson St. 12. Lofquist, Craig(B), Minnesota 13. Wilburn, J. R.(B), South Carolina 14. Butler, Jim(B), Edward Waters 15. Carrell, John(T), Texas Tech 16. Dusenbury, Doug(K), Kansas St. 17. Canale, Whit(B), Tennessee 18. Howard, Bob(B), Stanford 19. Price, Lonnie(B), Southwestern Louisiana 20. Fertig, Craig(QB), So. California.

## 1964

1. Martha, Paul(B), Pitt 2. Choice to Chicago 2-a. Kelly, Jim(E), Notre Dame (choice from Chicago) 3. Baker, Ralph(LB), Penn State 4. McGee, Ben(T), Jackson St. 5. Alley, T. W.(T), William & Mary 6. Gibson, Tom(G), So. Carolina 7. Smith, Bobby(B), No. Texas St. 8. Currington, Bob(B), No. Carolina College 9. Nichols, Bob(T), Stanford 10. Choice to Cleveland 11. Soleau, Bob(G), William & Mary 12. Sherman, Bob(B), Iowa 13. Baker, Glenn(T), Washington St. 14. Jenkins, Tom(G), Ohio St. 15. Brown, Barry(E), Florida 16. Kesler, Ed(B), No. Carolina 17. Shaw, Dennis(C), Detroit 18. Dobbins, Oliver(B), Morgan St. 19. Marshall, Don(T), Lehigh 20. Generalovich, Brian(E), Pitt.

## 1963

1. Choice to Chicago 2. Choice to Baltimore 3. Choice to Green Bay 4. Choice to Chicago 5. Choice to Los Angeles 6. Choice to Chicago 7. Choice to Green Bay 8. Atkinson, Frank(T), Stanford 9. Carrington, Gene(T), Boston College 10. Nelsen, Bill(QB), So. California 11. Dixon, Hewitt(B), Florida A & M 12. Curry, Roy(B), Jackson St. 13. Gray, Hal(LB), Los Angeles St. 14. Dickerson, Bob(E), Bethune-Cookman 15. Szykowny, Matt(QB), Iowa 16. Russell, Andy(LB), Missouri 17. Stein, Tim(C), Miami (Ohio) 18. Bradshaw, Jim(B), Chattanooga 19. Berg, Roger(T), St. Thomas (Minn.) 20. Traficant, Jim(QB), Pitt.

## 1962

1. Ferguson, Bob(B), Ohio St. 2. Choice to Chicago 3. Choice to Los Angeles. 4. Choice to Detroit 5. Choice to Baltimore 6. Choice to San Francisco 7. Collins, Jack(B), Texas 8. Ballman, Gary(B), Michigan St. 9. Powers, John(E), Notre Dame 10. Vignali, Larry(G), Pitt 11. Willis, Bob(E), California 12. Mudie, Sam(QB), Rutgers 13. Woodward, Dave(T), Auburn 14. Whittaker, Jim(E), Nevada 15. Hatch, Vern(E), No. Carolina College 16. Ply, Bobby(QB), Baylor 17. Tucker, Nat(B), Florida A & M 18. Yarbrough, Darrell(T), Northwest Louisiana St. 19. Kuprok, John(E), Pitt. 20. Knight, John(B), Valparaiso.

## 1961

1. Choice to San Francisco 2. Pottios, Myron(LB), Notre Dame 3. Choice to Detroit 4. Choice to San Francisco 5. Choice to Baltimore 6. Choice to Los Angeles 7. Hoak, Dick(B), Penn St. 8. Balthazar, George(T), Tennessee A & I 9. Choice to San Francisco 10. Mack, Bill(B), Notre Dame 11. Clements, Skip(B), No. Carolina 12. Jackunas, Frank(T), Detroit 13. Choice to San Francisco 14. Schmitz, Bob(LB), Montana St. 15. McConn, Ray(B), West Texas St. 16. Scott, Wilbert(B), Indiana 17. Nofsinger, Terry(QB), Utah 18. Simko, John(E), Augustana(S.D.) 19. Wyatt, Bernie(B), Iowa 20. Jones, Mike(B), San Jose St.

## 1960

1. Spikes, Jack(B), TCU 2. Choice to Cleveland 3. Choice to Los Angeles 4. Choice to Detroit 5. Choice to St. Louis 6. Choice to Los Angeles 7. Dennis, Lonnie(G), Brigham Young 8. Lanphear, Dan(G), Wisconsin 9. Harris, Marshall(B), TCU 10. Kapele, John(T), Brigham Young 11. Choice to San Francisco 12. Butler, Earl(T), No. Carolina 13. Womack, Joe(B), Los Angeles St. 14. Keys, Brady(B), Colorado St. 15. Essenmacker, Larry(T), Alma 16. Ames, Dave(B), Richmond 17. Chamberlain, Dale(B), Miami (Ohio) 18. Lee, Charley(T), Iowa 19. Turley, Howard(E), Louisville 20. Harshberger, George(T), Wichita.

## 1959

1. Choice to San Francisco 2. Choice to Detroit 3. Choice to Los Angeles 4. Choice to Los Angeles 5. Choice to Green Bay 6. Choice to Detroit 7. Choice to Washington 8. Barnett, Tom(B), Purdue 9. Davis, Hal(G), Houston 10. Gunnels, Riley(T), Georgia 11. Curtis, Overton(B), Utah St. 12. Pavliska(B), Baylor 13. Bohling, Dewey(B), Hardin-Simmons 14. Peppercorn, John(E), Kansas 15. Brodnax, John(B), LSU 16. Carrico, Bill(G), No. Texas St. 17. Leeka, Bill(T), UCLA 18. Seinturier, John(T), So. California 19. Kocourek, Dave(E), Wisconsin 20. Hayes, Rudy(B), Clemson 21. Green, Johnny(OB), Chattanooga 22. Polk, Burley(T), Hardin-Simmons 23. Davie, Ernye(B), McMurry(Tex.) 24. Farmer, Wayne(T), Purdue 25. Miller, Ron(E), Vanderbilt 26. Scott, John(T), Ohio St. 27. Tolar, Charley(B), Northwestern Louisiana 28. Hall, Ronnie(B), Missouri Valley 29. Loncar, Dick(T), Notre Dame 30. Fjerstad, Willus(B), Minnesota.

## 1958

1. Choice to San Francisco 2. Krutko, Larry(B), West Virginia 3. Krisher, Bill(G), Oklahoma 4. Choice to Los Angeles 5. Choice to Los Angeles 6. Lasse, Dick(E), Syracuse 7. Choice to Baltimore 8. Choice to Detroit 9. Choice to Detroit 10. Campbell, Dick(D), Marquette 11. Aldrich, Larry(E), Idaho 12. Reed, Leroy(B), Mississippi 13. Choice to San Francisco 14. Jennings, Doyle(T), Oklahoma 15. Sears, Ed(B), Utah 16. Perkins, John(T), Mississippi Southern 17. Lewis, Joe(T), Compton JC(Calif.) 18. Choice to Detroit 19. Keady, Gene(B), Kansas St. 20. Johnson, George(T), Wake Forest 21. Jones, Everett(G), Utah 22. Thompson, Bill(E), Duke 23. Trowbridge, Ken(B), No. Carolina St. 24. Roberts, Norm(E), E. Texas St. 25. Groce, Bill(B), No. Texas St. 26. Evans, Jon(E), Oklahoma A & M 27. Dellinger, Floyd(B), Texas Tech 28. Akin, Dean(E), Jacksonville St. (Ala.) 29. Fuquay, Mert(E), Baylor 30. Scherer, Dick(E), Pitt.

## 1957

1. Dawson, Lenny(OB), Purdue 2. Michael, Bill(T), Ohio St. 3. Owens, Don(T), Mississippi Southern 4. Choice to Washington 5. Richards, Perry(E), Detroit 6. Volkert, George(B), Georgia Tech 7. Johnson, Curley(B), Houston 8. Choice to Chicago Bears 9. Hutchings, Charley(T), Miami (Fla.) 10. Jelic, Ralph(B), Pitt 11. Hughes, Dick(B), Tulsa 12. Ellison, Vern(G), Oregon St. 13. Underwood, Dwaine(T), Oklahoma A & M 14. Crawford, Jim(B), Wyoming 15. Canil, Herman(T), Pitt 16. Choice to Baltimore 17. Salvaterra, Corny(B), Pitt 18. Bigbee, Len(E), E. Texas St. 19. Bennett, Phil(E), Miami (Fla.) 20. Szeuhan, John(T), No. Carolina St. 21. Cichowski, Gene(OB), Indiana 22. Thomas, Aurelius(G), Ohio St. 23. Pollock, Bob(T), Pitt 24. Francis, Gary(E), Illinois 25. Hinesley, Jim(E), Michigan St. 26. Swann, Bob(T), Vanderbilt 27. Konkoly, Bob(B), Xavier 28. Kolinsky, Frank(T), Tennessee 29. Ramage, Tom(G), Utah St. 30. Serier, Don(E), Arkansas St.

## 1956

Bonus Choice: Glick, Gary(B). 1. Davis, Art(B), Mississippi St. 2. Krupa, Joe(T), Purdue 3. Taylor, Jim(C), Baylor 4. Murley, Dick(G), Purdue 5. Murakowski, Bill(B), Purdue 6. Taylor, Ray(B), TCU 7. Gaspari, Dick(C), George Washington 8. Wellman, Vere(G), Wichita 9. Edmonds, Wayne(G), Notre Dame 10. Baldacci, Lou(B), Michigan 11. Choice to Detroit 12. Tarasovic, Phil(E), Yale 13. Holley, Weldon(B), Baylor 14. Emmons, Jim(T), Alabama 15. Choice to San Francisco 16. Reed, Lionel(B), Cen. Oklahoma St. 17. Schmidt, Bill(G), Pitt 18. Stephens, John(B), Holy Cross 19. Jacobs, Jerry(G), Florida St. 20. Glatz, Fred(E), Pitt 21. Martell, Gene(T), Notre Dame 22. DiPasquale, Ray(B), Pitt 23. Neft, Pete(OB), Pitt 24. Engram, Bryan(E), TCU 25. O'Dell, Bill(G), Clemson 26. Sweeney, Frank(G), Xavier 27. Benson, Buddy(B), Arkansas 28. DeGraaf, Bill(B), Cornell 29. Thompson, Wes(T), Alabama.

## 1955

1. Varrichione, Frank(T), Notre Dame 2. Choice to Los Angeles 3. Bernet, Ed(E), SMU 4. Broussard, Fred(C), Texas A & M & Northwestern Louisiana 5. Mason, George(T), Alabama 6. Harkey, Lem(B), Emporia 7. Reeve, Hal(T), Oregon 8. Choice to Detroit 9. Unitas, John(OB), Louisville 10. Boyle, Terry(T), Cincinnati 11. Eaton, Vic(OB), Missouri 12. Cooke, Jim(E), Lincoln(Pa.) 13. Whitmer, Bob(B), Purdue 14. Byrne, John(G), John Carroll 15. Duckett, Ellis(B), Michigan St. 16. Vincent, Frank(C), Glenville St. (W. Va.) 17. Merchant, Ed(B), Miami (Ohio) 18. Maier, George(G), Marshall 19. Smith, Ed(B), Texas Southern 20. Matykievich, Lou(E), Iowa 21. Phenix, Rees(T), Georgia Tech 22. McCabe, Richie(B), Pitt 23. Holz, Gordy(T), Minnesota 24. Mayock, Mike(E), Villanova 25. Bull, Charlie(G), Missouri 26. Soltau, Jim(E), Minnesota 27. Sanford, Bill(B), Hofstra 28. Williams, Dave(G), Ohio St. 29. Sinclair, Bernie(E), Texas A & M 30. Caruzzi, Jim(B), Marquette.

## 1954

1. Lattner, John(B), Notre Dame 2. Stark, Pat(B), Syracuse 3. Miner, Tom(E), Tulsa 4. Choice to Los Angeles 5. Choice to San Francisco 6. Pepper, Laurin(B), Mississippi Southern 7. O'Brien, Jack(E), Florida 8. Cameron, Paul(B), UCLA 9. Zombek, Joe(E), Pitt 10. Fisher, Bob(T), Tennessee 11. Cimaroli, Lou(B), Pitt 12. Fritz, Don(E), Cincinnati 13. Lattimer, Charley(C), Maryland 14. Bradford, Roger(E), Waynesburg & Duquesne 15. Drake, Tom(G), Chattanooga 16. Krol, Cas(T), Detroit 17. Fulwyle, Joe(C), Oregon St. 18. Penza, Don(E), Notre Dame 19. Rydalc, Don(B), Utah 20. Prender, Fred(B), W. Chester 21. Tassotti, Dan(T), Miami (Fla.) 22. Lapsley, John(G), Northeastern 23. Pascarella, Joe(T), Penn St. 24. Flanagan, Jack(E), Detroit 25. Barron, Jim(T), Mississippi St. & Tulsa 26. Varaitis, Joe(B), Penn 27. Yewcic, Tom(B), Michigan St. 28. Bush, Joe(G), Notre Dame 29. Fagan, Joe(T), John Carroll 30. Sweatte, Juel(B), Oklahoma.

## 1953

1. Marchibroda, Ted(OB), Detroit & St. Bonaventure 2. John Henry Johnson(B), St. Mary's (Cal.) & Arizona St. 3. Matuszak, Marv(LB), Tulsa 4. Colteryahn, Lloyd(E), Maryland 5. Gaona, Bob(T), Wake Forest 6. Barton, Tom(G), Clemson 7. Alderton, John(E), Maryland 8. Perry, Lowell(E), Michigan 9. Sarnese, Pat(T), Temple 10. Holohan, Frank(T), Tennessee 11. Choice to Chicago Bears 12. Robertson, Jerry(B), Kansas 13. Davis, Leo(E), Bradley 14. Montgomery, Charley(T), Mississippi 15. O'Neill, Bob(E), Notre Dame 16. Zachary, John(B), Miami (Ohio) 17. Quinn, Reed(B), Florida 18. Holben, Carl(T), Duke 19. Williams, John(B), Louisville 20. Hayley, Will Lee(E), Auburn 21. Earley, Don(G), So. Carolina 22. O'Connor, Ed(T), Maryland 23. Correll, Ray(G), Kentucky 24. Schneidenbach, Bob(B), Miami(Fla.) 25. Hampel, Vic(E), Houston 26. McLaren, Jack(E), Bethune-Cookman 27. Delaney, Jack(B), Cincinnati 28. Cimini, Joe(T), Mississippi St. 29. Massaro, Art(B), W & J 30. Tepe, Lou(C), Duke

## 1952

1. Modzelewski, Ed(B), Maryland 2. Tarasovic, George(C), LSU 3. Wadiak, Steve(B), So. Carolina 4. Geardling, Jack(T), Xavier 5. Choice to Chicago Bears 6. Choice to Los Angeles 7. Hipps, Claude(B), Georgia 8. Choice to Chicago Bears 9. Payne, Herky(B), Tennessee 10. Gilmartin, George(B), Xavier 11. Spinks, Jack(B), Alcorn A & M 12. McFadden, Marv(T), Michigan St. 13. Flood, Dave(B), Notre Dame 14. Davis, June(G), Texas 15. Pivrotto, Dick(B), Princeton 16. Ladygo, Pete(G), Laryland 17. Smithwick, Pat(E), St. Norbert's 18. MacDonald, Andy(B), Cen. Michigan 19. Kerkorian, Gary(OB), Stanford 20. Someone, Dan(T), Villanova 21. Babcock, Harry(E), Georgia 22. Byrne, Bob(B), Montana St. 23. Pollock, Vic(B), Army 24. Bestwick, Bob(OB), Pitt 25. Robinson, Bill(B), Lincoln(Mo.) 26. Wilson, Bobby(B), Alabama 27. Doyle, Skip(B), Ohio St. 28. Hanifan, Jerry(B), St. Bonaventure 29. Warriner, Chris(E), Pitt 30. Kissell, Ed(B), Wake Forest.

## 1951

1. Avinger, Clarence(B), Alabama 2. Ortmann, Chuck(B), Michigan 3. Sulima, George(E), Boston University 4. French, Barry(T), Purdue 5. Sampson, Floyd(B), McMurry 6. Dodrill, Dale(G), Colorado A & M 7. Mathews, Ray(B), Clemson 8. Minarik, Hank(E), Michigan St. 9. Schweder, John(G), Penn 10. Salata, Paul(E), So. California 11. McCitcheon, Joe(G), Washington & Lee 12. Brandt, Jim(B), St. Thomas(Minn.) 13. Szabo, Bill(T), Bucknell 14. Mizerany, Mike(G), Alabama 15. Webb, Clay(B), Kentucky 16. Oberg, Lambert(C), Trinity(Conn.) 17. Ghelmann, Ted(T), William & Mary 18. Field, Pat(B), Georgia 19. Pavlikowski, Bill(B), Boston University 20. Donnelly, Tom(T), Holy Cross 21. Cheatham, Ernie(T), Loyola(Cal.) 22. Hendley, Dick(B), Clemson 23. Minor, Joe(E), John Carroll 24. Alois, Art(C), San Francisco 25. Calvin, Tommy(B), Alabama 26. Pearman, Bill(G), Tennessee 27. Radcliffe, Bob(B), Wisconsin 28. Hansen, Howie(B), UCLA 29. Smith, Fred(E), Tulsa 30. Gruble, John(E), Tennessee.

## 1950

1. Chandrois, Lynn(B), Michigan St. 2. Stautner, Ernie(T), Boston College 3. Hughes, George(G), William & Mary 4. Choice to Chicago Bears 5. Allen, Lou(T), Duke 6. Mattson, Ed(B), Trinity(Texas) 7. Smith, Truett(B), Mississippi St. & Wyoming 8. Rogel, Fran(B), Penn St. 9. Druen, Max(T), Tulane 10. Choice to Chicago Cards 11. Williams, Charley(E), Sam Houston St. 12. Choice to Chicago Cards 13. Norton, Negley(T), Penn St. 14. Kynes, Jim(C), Florida 15. Russell, Harry(B), San Jose St. 16. Barkouskie, Bernie(G), Pitt 17. Bodine, Al(B), Georgia 18. Powell, Kenneth(E), No. Carolina 19. Gaul, Frank(T), Notre Dame 20. DeNoia, Mike(B), Scranton 21. Tomlinson, Dick(G), Kansas 22. Burak, Stan(B), George Washington 23. Kersulis, Walt(E), Illinois 24. Weaver, John(G), Miami (Ohio) 25. Numbers, Bob(C), Lehigh 26. Vaccaro, Nick(B), Florida 27. Kreiser, Elmer(E), Bloomsburg St. 28. Diehl, Jerry(B), Idaho 29. DePasqua, Carl(B), Pitt 30. Hudak, Ed(T), Notre Dame.

## 1949

1. Gage, Bobby(B), Clemson 2. Davis, Harper(B), Mississippi St. 3. Walsh, Bill(C), Notre Dame 4. Geri, Joe(B), Georgia 5. Long, Bill(E), Oklahoma A & M 6. Brightwell, Doug(C), TCU 7. Talarico, Bill(B), Penn 8. Brown, George(G), TCU 9. Breenan, Tom(T), Boston College 10. Hood, Bob(E), Alabama 11. Sanders, Al(C), Mississippi Southern 12. Finks, Jimmy(B), Tulsa 13. Walston, R. R.(G), No. Texas St. 14. Moon, Dave(B), SMU 15. Sobczak, Ed(E), Michigan 16. Snell, Denvard(T), Auburn 17. Kissell, Veto(B), Holy Cross 18. Shipman, Clint(T), E. Texas St. 19. McBride, Jack(E), Rice 20. Mann, Ben(G), Mississippi 21. Jackura, Joe(C), Georgia 22. Johnson, Lloyd(B), W. Texas St. 23. Owens, Jim(E), Oklahoma 24. Snowden, Ivan(T), Texas A & I 25. Goff, Bobby(B), Texas A & M.

## 1948

1. Edwards, Dan(E), Georgia 2. Nuzum, Jerry(B), New Mexico A & M 3. Wozniak, John(G), Alabama 4. Gasparella, Joe(OB), Notre Dame 5. Long, Bill(B), Penn 6. Cooper, Jim(C), No. Texas St. 7. Ryan, Ed(E), St. Mary's (Cal.) 8. Deranek, Dick(B), Indiana 9. Redfield, Paul(T), Colgate 10. Papach, George(B), Purdue 11. Fincal, Tom(E), Princeton 12. Lane, Clayton(T), New Hampshire 13. Mazuca, Dick(G), Canisius 14. McPeak, Bill(E), Pitt 15. Messoline, Frank(B), Scranton 16. Lane, Tom(T), Muhlenberg 17. Barbolak, (T), Purdue 18. Fogler, Fred(B), Duke 19. Snyder, Charley(T), Marshall 20. Stevens, Tally(E), Utah 21. Norman, Dike(C), Washington & Lee 22. Simmons, Floyd(B), Notre Dame 23. Hausser, Paul(T), Wichita 24. Ramsay, Bob(B), SMU 25. Whitlow, Felton(T), No. Texas St. 26. Bowen, Dinky(B), Georgia Tech 27. Gibron, Abe(G), Purdue 28. Hilkene, Bruce(T), Michigan 29. Zuchowski, Ted(T), Toledo 30. DeMatteo, Tony(B), Pitt.

## 1947

1. Bechtol, Hub(E), Texas 2. Mastrangelo, John(G), Notre Dame 3. Wydo, Frank(T), Cornell 4. Aschenbrenner, Frank(B), Northwestern 5. Meeks, Bryant(C), So. Carolina 6. Shipkey, Jerry(B), UCLA 7. Vander Clute, Bert(G), Wesleyan 8. Gibson, Paul(E), No. Carolina St. 9. Medd, Jack(C), Wesleyan 10. Fitch, Jack(B), No. Carolina 11. Parseghian, Ara(B), Miami (Ohio) 12. Moore, Bill(T), Penn St. 13. Bruno, Larry(B), Geneva 14. Jenkins, Ralph(C), Clemson 15. Nickel, Elbie(E), Cincinnati 16. Cregar, Bill(C), Holy Cross 17. Mulready, Jerry(B), No. Dakota St. 18. Smith, Warren(T), Kansas Wesleyan 19. Hamilton, Fred(T), Vanderbilt 20. Taylor, Fred(E), TCU 21. Bushmaier, Binks(B), Vanderbilt 22. Davis, Paul(B), Otterbein 23. Kalminar, Tommy(B), Pitt & Nevada 24. Mohr, Don(E), Baldwin-Wallace 25. Young, Art(G), Dartmouth 26. Sazio, Ralph(T), William & Mary 27. Pitzer, Dick(E), Army 28. Stalloni, Tom(T), Delaware 29. DiFrancesca, Vince(G), Northwestern 30. Lahr, Warren(B), Western Reserve.

## 1946

1. Blanchard, Doc(B), Army 2. Clark, George(B), Duke 3. Rowe, Harmon(B), Baylor & San Francisco 4. Tepsic, Joe(B), Penn St. 5. Seiferling, Jack(B), Utah St. 6. Woods, Marion(G), Clemson 7. Reinhardt, Tom(T), Minnesota 8. Ponsetto, Joe(B), Michigan 9. Evans, Bob(B), Penn 10. Bonwell, Mel(B), Central Iowa 11. Holloway, Doc(G), William & Mary 12. Owen, Carroll(B), Catawba 13. Poppin, George(T), New Mexico 14. McCain, Bob(E), Mississippi 15. Tallchief, Tom(T), Oklahoma 16. Perl, Al(B), Youngstown & Georgia 17. Lopez, Russ(C), West Virginia 18. Garrison, Charles(G), Wake Forest 19. Cloud, Bill(T), Temple 20. Garbinski, Mike(B), Penn St. 21. Loiacano, Charley(C), Lafayette 22. Johnson, George(T), Pitt 23. Leitheiser, Bill(G), Duke 24. Adams, Roger(C), Florida 25. Verkins, Bob(B), Tulsa 26. Castle, Clarence(B), Mississippi 27. Marino, Marchi(T), Penn State 28. Hansen, Bob(E), UCLA 29. Graves, Larry(T), Newberry 30. Bruce, Gail(E), Washington.

## 1945

1. Duhart, Paul(B), Florida 2. Dugger, Jack(E), Ohio St. 3. Dellastatious, Bill(B), Missouri 4. Adams, Roger(C), Florida 5. Mehlich, Chuck(E), Duquesne 6. Browning, Greg(E), Denver 7. Wolak, Mike(B), Duquesne 8. Hughes, Tom(T), Purdue & Missouri 9. Pense, Leon(B), Arkansas 10. Brandau, Art(C), Tennessee 11. Ball, Ray(B), Holy Cross 12. Basilone, Frank(B), Duquesne 13. Monahan, John(E), Dartmouth 14. Odell, Mel(B), Duquesne 15. Choice to Chicago Bears 16. Ungles, Jim(B), Kansas St. 17. Itzel, John(B), Pitt 18. Wizbicki, Alex(B), Holy Cross 19. Landrigan, Jim(T), Holy Cross & Dartmouth 20. Lilienthal, Bill(T), Villanova 21. Price, Art(B), Rutgers 22. Malmberg, Don(B), UCLA 23. Hartwell, Everett(E), Auburn 24. Cain, Ed(B), Rice 25. Carlucci, Angelo(B), Pitt 26. Burns, Ed(B), Boston College 27. Stough, Glen(T), Duke 28. Marsh, Jim(T), Oklahoma A & M 29. Grant, Ralph(B), Bucknell 30. Kondrle, John(T), St. Vincent.

## 1944

1. Podesto, Johnny(B), St. Mary's (Cal.) 2. Odell, Bob(B), Penn 3. Gantt, Bob(E), Duke 4. McCaffray, Art(T), Santa Clara & College of Pacific 5. Owen, George(G), Wake Forest 6. Savage, Dan(B), Brown 7. Freitas, Jess(B), Santa Clara 8. Titus, George(C), Holy Cross 9. Stofko, Ed(B), St. Francis 10. Jansante, Val(E), Duquesne 11. Buda, Carl(G), Tulsa 12. Gray, Sam(E), Tulsa 13. Longacre, Bob(B), William & Mary 14. Zetty, Les(E), Muhlenberg 15. Myers, Jim(G), Tennessee 16. Gottlieb, Joe(B), Duquesne 17. Davis, Hugh(B), Michigan St. 18. Sullivan, Bill(E), Villanova 19. Woodside, Jimmy(C), Temple 20. Miller, Bill(B), Penn 21. Lawson, Bob(E), Holy Cross 22. Caver, Hank(B), Presbyterian 23. Carter, Paul(T), Michigan St. 24. Holben, Dick(T), Muhlenberg 25. Tippee, Howard(B), Iowa St. 26. Malmberg, Charley(T), Rice 27. Ashbaugh, Russ(B), Notre Dame 28. Petroski, Pat(G), Miami (Fla.) 29. Tosti, Joe(E), Scranton 30. Seelinger, Len(B), Wisconsin.

## 1943

1. Daley, Bill(B), Minnesota 2. Russell, Jack(E), Baylor 3. Connolly, Harry(B), Boston College 4. Sossamon, Lou(C), So. Carolina 5. Ratto, Al(C), St. Mary's (Cal.) 6. Curry, Ray(E), St. Mary's (Cal.) 7. Murphy, Ed(E), Holy Cross 8. Dwelle, Dick(B), Rice 9. Wukits, Al(C), Duquesne 10. Repko, Joe(T), Boston College 11. Boltrek, Pete(T), No. Carolina St. 12. Shiekman, Mort(G), Penn 13. Crain, Milt(B), Baylor 14. Kielbasa, Max(B), Duquesne 15. Skorich, Nick(G), Cincinnati 16. Field, Jackie(B), Texas 17. Bucek, Felix(G), Texas A & M 18. Welsh, Johnny(B), Penn 19. Compagno, Tony(B), St. Mary's (Cal.) 20. Zapalac, Willie(B), Texas A & M 21. Bain, George(T), Oregon St. 22. Wynne, Jack(T), Arkansas 23. Cibulas, Joe(T), Duquesne 24. Loubriek, Bill(C), Western Michigan 25. Freeman, Clay(G), Texas 26. Goode, Joe(B), Duquesne 27. Durishan Jack(T), Pitt 28. Lobpries, Fritz(G), Texas 29. Jones, Art(B), Haverford 30. Ruman, Bob(B), Arizona.

## 1942

1. Dudley, Bill(B), Virginia 2. Martin, Vern(B), Texas 3. Casanega, Ken(B), Santa Clara 4. Kutner, Mal(E), Texas 5. Sandig, Curt(B), St. Mary's (Tex.) 6. Greene, Charley(T), Tulsa 7. Butler, Johnny(B), Tennessee 8. Spendlove, Floyd(T), Utah 9. Chase, Rayburn(B), Missouri 10. Steele, Ernie(B), Washington 11. Wood, Thornley(B), Columbia 12. Roach, Bill(E), TCU 13. Holt, Wayne(G), Tulsa 14. Mosher, Clure(C), Louisville 15. Law, Hubbard(B), Sam Houston 16. Tomasic, Andy(B), Temple 17. Chamberlain, Garth(T), Brigham Young 18. Rokisky, John(E), Duquesne 19. Jenkins, Ray(B), Colorado 20. Kapriva, Frank(G), Wake Forest.

## 1941

1. Gladchuk, Chet(C), Boston College 2. Knolla, Johnny(B), Creighton 3. Ringgold, Jim(B), Wake Forest 4. Sears, Vic(T), Oregon St. 5. Suffridge, Bob(G) Tennessee 6. Robert, Jim(C), Marshall 7. Elrod, Ervin(E), Mississippi St. 8. Fritz, Ralph(G), Michigan 9. Uremovich, Emil(T), Indiana 10. Severin, Paul(E), No. Carolina 11. Cotton, Russ(B), Texas Mines 12. Goree, J. W.(G), LSU 13. Eibner, John(T), Kentucky 14. McAfee, Wes(B), Duke 15. Fox, Terry(B), Miami (Fla.) 16. Cornwall, Bill(T), Furman 17. Kerr, George(G), Boston College 18. Bjorklund, Bob(E), Minnesota 19. Castiglia, Jim(B), Georgetown 20. Landsberg, Mort(B), Cornell.

## 1940

1. Eakin, Kay(B), Arkansas 2. Wenzel, Ralph(E), Tulane 3. Kiick, George(B), Bucknell 4. Ivy, Frank(E), Oklahoma 5. Goff, Clark(T), Florida 6. Bykowski, Frank(G) Purdue 7. Cignetti, Pete(B), Boston College 8. Nery, Carl(G), Duquesne 9. Boisseau, Dick(T), Washington & Lee 10. Shu, Paul(B), VMI 11. Cox, Cary(C), Alabama 12. Pirro, Rocco(B), Catholic 13. Noppenberg, John(B), Miami(Fla.) 14. Stublar, Nick(T), Santa Clara 15. McCarthy, Ray(B), Santa Clara 16. Gajecki, Leon(C), Penn St. 17. Sullivan, Mike(E), No. Carolina St. 18. Daly, Seaton(T), Gonzaga 19. Harvey, Thad(T), Notre Dame 20. Katzenstein, Marvin(T), Colorado Mines.

## 1939

1. Choice to Chicago Bears 2. Choice to Brooklyn 3. Patterson, Bill(B), Baylor 4. McCullough, Hugh(B), Oklahoma 5. Wheeler, Ernie(B), No. Dakota St. 6. Boyd, Sam(E), Baylor 7. Palumbo, Eddie(B), Detroit 8. Nelson, Ole(E), Michigan St. 9. Petro, Steve(G), Pitt 10. Lee, Jack(B), Carnegie Tech 11. Tomasetti, Lou(B), Bucknell 12. Cochran, Denny(B), St. Louis 13. Hoffman, Fabian(E), Pitt 14. Clary, Ed(B), So. Carolina 15. Tosi, John(C), Niagara 16. Lezouski, Al(G), Pitt 17. Longhi, Ed(C), Notre Dame 18. Shrik, Dave(E), Kansas 19. Peters, Frank(E), Washington 20. Sheldrake, Tom(E), Washington.

## STEELER YEARLY INTERCEPTION LEADERS

YEAR	PLAYER	NUMBER	YARD	LG	TD
1946	BILL DUDLEY	10*	242*	80t	1
1947	TONY COMPAGNO	4	168	64t	2
	WALT SLATER	4	38	38	0
1948	TONY COMPAGNO	7*	179*	82t*	1
1949	HOWARD HARTLEY	6	63	41	0
1950	HOWARD HARTLEY	5	84	38	0
1951	HOWARD HARTLEY	10	69	23	0
1952	JACK BUTLER	7	168	41	0
1953	JACK BUTLER	9	147	28	1
1954	PAUL CAMERON	7	118	32	0
1955	RICHEL MCCABE	3	29	25	0
1956	JACK BUTLER	6	113	34	0
1957	JACK BUTLER	10*	85	20	0
1958	JACK BUTLER	9	81	19	0
1959	DEAN DERBY	7*	127	24	0
1960	DICK MOEGLE	6	49	31	0
1961	JOHN SAMPLE	8	141	42	0
1962	CLENDON THOMAS	7	48	15	0
1963	CLENDON THOMAS	8	122	32	0
1964	BRADY KEYS	2	11	11	0
	DICK HALEY	2	11	8	0
	WILLIE DANIEL	2	4	4	0
1965	JIM BRADSHAW	5	117	82t	1
1966	MARV WOODSON	4	91	56t	1
	JIM BRADSHAW	4	82	28	1
	BRADY KEYS	4	0	0	0
1967	MARV WOODSON	7	49	24	0
1968	PAUL MARTHA	3	43	23	0
	RAY MAY	3	31	25t	1
	MARV WOODSON	3	23	12	0
1969	BOB HOHN	5	64	24	0
	PAUL MARTHA	5	37	15	0
1970	LEE CALLAND	7	38	21	0
1971	JOHN ROWSER	4	94	70t	1
1972	JACK HAM	7	83	32t	1
1973	MIKE WAGNER	8*	134	38	0
1974	GLEN EDWARDS	5	153	59	1
	J. T. THOMAS	5	22	14	0
	JACK HAM	5	13	10	0
1975	MEL BLOUNT	11*	121	47	0
1976	GLEN EDWARDS	6	95	55	0
	MEL BLOUNT	6	75	28	0
1977	MEL BLOUNT	6	65	37	0

\*Led league

# STEELER TEAM RECORDS

## SCORING

### Most Points

Season 373 (1975)  
Game 63 (11-30-52 vs. New York Giants)

### Most Points Against

Season 404 (1969)  
Game 54 (11-23-41 vs. Green Bay)

### Fewest Points

Season 51 (1934-12 games)  
202 (1965-14 games)

### Fewest Points Allowed

Season 138 (1976-14 games)  
117 (1946-11 games)

### Most Points, Both Teams

Game 90 (12-18-66, Pittsburgh 57 vs. Atlanta 33)  
82 (10-17-54, Pittsburgh 55 vs. Cleveland 27)  
75 (12-11-66, Pittsburgh 47 vs. New York Giants 28)

### Fewest Points, Both Teams

Game 0 (1933, Pittsburgh 0 vs. Cincinnati 0)

### Most Touchdowns

Season 46 (1975)  
Game 9 (11-30-52 vs. New York Giants)

### Most Touchdowns Against

Season 50 (1968 and 1969)  
Game 8 (11-23-41 vs. Green Bay)

### Fewest Touchdowns Against

Season 14 (1976)

### Most Touchdowns Rushing

Season 33 (1976)  
Game 5 (11-7-76 vs. KC)

### Most Touchdowns Rushing Against

Season 20 (1947)  
Game 6 (10-24-53 vs. Green Bay)  
6 (10-14-34 vs. Boston)

### Fewest Touchdowns Rushing Against

Season 5 (1976)

### Most Touchdowns Passing

Season 23 (1961)  
Game 5 (11-30-52 vs. New York Giants)

### Most Touchdown Passing Against

Season 34 (1962)  
Game 5 (10-29-50 vs. Cleveland)

### Fewest Touchdowns Passing Against

Season 9 (1976 & 1972)

### Most Points After Touchdown

Season 44 (1975)  
Game 9 (11-30-52 vs. New York Giants)

### Most Points After Touchdown Against

Season 38 (1966)

### Most Field Goals

Season 29 (1973)  
Game 4(8 times, most recently on 11-17-74 vs. Cleveland).

### Most Field Goals Against

Season 22 (1971)  
Game 7 (9-24-67 vs. St. Louis)

## FIRST DOWNS

### Most First Downs

Season 288 (1975)  
Game 35 (12-13-58 vs. Chicago Cardinals)

### Most First Downs By Opponents

Season 260 (1969)  
Game 31 (12-5-48 vs. New York Giants)

### Most First Downs, Both Teams

Game 54 (12-5-48 New York Giants 31 vs. Pittsburgh 23)

### Most First Downs Rushing

Season 163 (1976)  
Game 21 (11-7-76 vs. KC)

### Most First Downs Rushing By Opponents

Season 122 (1965)

### Most First Downs Passing

Season 145 (1967)  
Game 21 (12-13-58 vs. Chicago Cardinals)

### Most First Downs Passing By Opponents

Season 157 (1962)  
Game 22 (12-5-48 vs. New York Giants)

### Most First Downs Penalties

Season 25 (1970 and 1966)

### Most First Downs Penalties By Opponents

Season 36 (1977)

## NET YARDS

### Most Net Yards Gained

Season 4910 (1963)  
Game 683 (12-13-58 vs. Chicago Cardinals)

### Fewest Net Yards Gained

Season 3354 (1965)

### Most Net Yards Gained By Opponents

Season 4827 (1963)  
Game 533 (10-29-50 vs. Cleveland)

### Fewest Net Yards Gained By Opponents

Season 3074 (1974)  
Game 83 (12-9-73 vs. Houston)

## RUSHING

### Most Yards Gained Rushing

Season 2971 (1976)  
Game 356 (10-23-49 vs. New York Bulldogs)

### Fewest Yards Gained Rushing

Season 1092 (1966)  
Game 15 (11-3-57 vs. Baltimore)

### Most Yards Gained Rushing By Opponents

Season 2193 (1954)  
Game 426 (11-4-34 vs. Detroit)

### Fewest Yards Gained Rushing By Opponents

Season 1125 (1953-12 games)  
1377 (1967-14 games)  
Game -33 (10-2-43 vs. Brooklyn)  
34 (11-7-76 vs. KC)

### Most Rushing Attempts

Season 653 (1976)  
Game 80 (10-3-50 vs. Boston)

### Fewest Rushing Attempts

Season 368 (1954-12 games)  
375 (1966-14 games)

### Most Rushing Attempts By Opponents

Season 499 (1951-12 games)  
488 (1973-14 games)  
493 (1977-14 games)

### Fewest Rushing Attempts By Opponents

Season 363 (1962)

## PASSING

### Most Yards Gained Passing

Season 2895 (1958)  
Game 409 (12-13-58 vs. Chicago Cardinals)

### Fewest Yards Gained Passing

Season 652 (1945-11 games)  
1711 (1972-14 games)  
Game 0 (11-16-41 vs. Brooklyn and 11-13-49 vs. Los Angeles)

**Most Yards Gained Passing  
By Opponents**

Season 3206 (1962)  
Game 401 (10-4-52 vs.  
Cleveland)

**Fewest Yards Gained Passing  
By Opponents)**

Season 1466 (1974)  
Game -32 (11-27-55 vs.  
Washington)

**Most Passes Attempted**

Season 451 (1968)  
Game 52 (12-13-58 vs.  
Chicago Cardinals)

**Fewest Passes Attempted**

Season 161 (1946 and  
1942-11 games)  
277 (1976)  
Game 0 (11-16-41 vs. Brooklyn  
and 11-13-49 vs. Los Angeles)

**Most Passes Attempted  
By Opponents**

Season 438 (1962)  
Game 53 (12-5-48 vs.  
New York Giants)

**Fewest Passes Attempted  
By Opponents**

Season 162 (1946-11 games)  
339 (1974-14 games)  
Game 8 (12-14-74 vs. Cin.  
and 12-1-57 vs. Phil.)

**Most Passes Completed**

Season 214 (1971 and 1967)  
Game 31 (9-22-74 vs. Denver)

**Fewest Passes Completed**

Season 42 (1941-11 games)  
140 (1973-14 games)  
Game 0 (11-16-41 vs. Brooklyn  
and 11-13-49 vs.  
Los Angeles)

**Most Passes Completed**

**By Opponents**  
Season 235 (1971)  
Game 36 (12-5-48 vs.  
New York Giants)

**Fewest Passes Completed  
By Opponents**

Season 64 (1946-11 games)  
147 (1974-14 games)

**Most Opponents Passes  
Intercepted**

Season 37 (1973)

**Most Passes Attempted,  
Both Teams**

Game 94 (12-13-58 Pittsburgh  
52 vs. Chicago Cardi-  
nals 42)

**INTERCEPTIONS****Most Interceptions**

Season 37 (1973)  
Game 7 (11-30-52 vs. New  
York Giants)

**Fewest Interceptions**

Season 12 (1965 and  
1964-14 games)

**Most Interceptions By Opponents**

Season 35 (1965)  
Game 9 (12-12-65 vs. Philadel-  
phia)

**Fewest Interceptions By Opponents**

Season 12 (1976, 1975  
& 1972-14 games)

**Most Yards Interceptions Returned**

Season 673 (1973)  
Game 147 (10-17-54 vs.  
Cleveland)

**Fewest Yards Interceptions Returned**

Season 96 (1964-14 games)

**Most Yards Interceptions Returned  
By Opponents**

Season 535 (1969)  
Game 172 (12-12-65 vs. Philadel-  
phia)

**Fewest Yards Interceptions  
Returned by Opponents**

Season 47 (1975-14 games)

**Most Touchdowns By Interceptions**

Season 3 (1973 and 1954)  
Game 2 (9-30-73 vs. Houston)

**Most Touchdowns By Interceptions  
By Opponents**

Season 6 (1965 and 1964)  
Game 3 (12-12-65 vs. Philadel-  
phia and 9-29-68 vs.  
Baltimore)

**Most Touchdowns by Interceptions,  
Both Teams**

Game 4 (12-12-65 Philadelphia  
3 vs. Pittsburgh 1)

**PUNTING****Most Punts**

Season 81 (1952)

**Most Punts By Opponents**

Season 91 (1974)

**Fewest Punts**

Season 51 (1958)  
Game 1 (12-9-73 vs. Houston)

**Fewest Punts By Opponents**

Season 54 (1960)

**Highest Punting Average**

Season 47.0 (1961)

**Highest Punting Average  
By Opponents**

Season 46.4 (1959)

**PUNT RETURNS****Most Punt Returns**

Season 67 (1974)

**Most Punt Returns By Opponents**

Season 51 (1970)

**Most Yardage By Punt Returns**

Season 774 (1974)

**Most Yardage By Punt Returns  
By Opponents**

Season 501 (1950)

**Most Touchdowns By Punt Returns**

Season 3 (1952)

Game 1 (many times)

**Most Touchdowns By Punt Returns  
By Opponents**

Season 3 (1959)

Game 2 (11-1-59 vs. St. Louis)

**KICKOFF RETURNS****Most Kickoff Returns**

Season 70 (1968)

**Most Kickoff Returns By Opponents**

Season 64 (1975)

**Most Kickoff Return Yardage**

Season 1502 (1966)

**Most Kickoff Return Yardage  
By Opponents**

Season 1485 (1966)

**Most Touchdowns By  
Kickoff Returns**

Season 2 (1952)

Game 1 (many times)

**Most Touchdowns By Kickoff  
Returns By Opponents**

Season 2 (1958)

Game 1 (many times)

**PENALTIES****Most Penalties**

Season 122 (1977)

**Most Penalties By Opponents**

Season 94 (1951)

**Most Penalty Yards**

Season 978 (1974)

**Most Penalty Yards By Opponents**

Season 844 (1968)

**FUMBLES****Most Fumbles**

Season 43 (1948-12 games)  
42 (1965-14 games)  
Game 10 (10-9-43 vs. New York  
Giants)

**Most Fumbles By Opponents**

Season 42 (1976)

**Most Fumbles Lost**

Season 23 (1957-13 games)  
28 (1977-14 games)

**Most Fumbles Lost By Opponents**

Season 24 (1976)

**SHUTOUTS****Most Shutouts**

Season 5 (1976)

**Most Shutouts Against**

Season 6 (1934)  
1 (3 times)

# INDIVIDUAL STEELER RECORDS

## SCORING

### Most Total Points

Career	651	Roy Gerela (1971-77), 249 XPs, 134 FGs.
	336	Franco Harris (1972-77), 56 TDs.
	287	Mike Clark (1964-67), 116 XPs, 57 FGs.
	277	Lou Michaels (1961-63), 91 XPs, 62 FGs.
Season	123	Roy Gerela (1973), 36 XPs, 29 FGs.
	119	Roy Gerela (1972), 35 XPs, 28 FGs.
	110	Lou Michaels (1962), 32 XPs, 26 FGs.
Game	24	Roy Jefferson (11-3-68 vs. Atlanta), 4 TDs.
	24	Ray Mathews (10-17-54 vs. Cleveland), 4 TDs.

### Most Touchdowns

Career	56	Franco Harris (1972-77)
	43	Ray Mathews (1951-59)
	42	Buddy Dial (1959-63)
	32	John Henry Johnson (1960-65)
Season	14	Franco Harris (1972-77)
	12	Roy Jefferson (1968)
	12	Buddy Dial (1961)
	11	Franco Harris (1977, 1975 and 1972)
	11	Lynn Swann (1975)
Game	4	Roy Jefferson (11-3-68 vs Atlanta)
	4	Ray Mathews (10-17-54 vs. Cleveland)
	3	Earl Gros (12-21-69 vs. New Orleans)
	3	Franco Harris (10-29-72 vs. Buffalo)
	3	Steve Davis (9-22-74 vs. Denver)
	3	Rocky Bleier (12-5-76 vs. Tampa Bay)

### Most Field Goals

Career	134	Roy Gerela (1971-77)
	62	Lou Michaels (1961-63)
	57	Mike Clark (1964-67)
Season	29	Roy Gerela (1973)
	28	Roy Gerela (1972)
	26	Lou Michaels (1961)
Game	4	Roy Gerela (11-17-74 vs. Clev., 9-23-73 vs. Clev., 10-21-73 vs. NYJ, 12-9-73 vs. Hou., 10-22-72 vs. NE and 11-7-71 vs. Clev.)
	4	Lou Michaels (12-9-62 vs. St. L. and 12-2-62 vs. Phila.)

### Longest Field Goal

51 yards Lou Michaels (9-15-63 vs. Philadelphia)  
49 yards Roy Gerela (12-9-73 vs. Hou. and 11-12-72 vs. KC)

### Most Field Goal Attempts

Career	201	Roy Gerela (1971-77)
	106	Lou Michaels (1961-63)
	98	Mike Clark (1964-67)
Season	43	Roy Gerela (1973)
	41	Roy Gerela (1972)
	41	Lou Michaels (1963)
Game	8	Lou Michaels (12-2-62 vs. St. Louis)

### Most Extra Points

Career	249	Roy Gerela (1971-77)
	116	Mike Clark (1964-67)
	91	Lou Michaels (1961-63)
Season	44	Roy Gerela (1975)
	40	Roy Gerela (1976)
	36	Roy Gerela (1973)
Game	8	Gary Kerkorian (11-30-52 vs. New York Giants)

### Most Extra Point Attempts

Career	261	Roy Gerela (1971-77)
Season	46	Roy Gerela (1975)
Game	8	Gary Kerkorian (11-30-52 vs. New York Giants)

## RUSHING

### Most Yards Rushing

Career	6,295	Franco Harris (1972-77)
	4,383	John Henry Johnson (1960-65)
	3,965	Dick Hoak (1961-70)
Season	1,246	Franco Harris (1975)
	1,162	Franco Harris (1977)
	1,141	John Henry Johnson (1962)
	1,128	Franco Harris (1976)
	1,055	Franco Harris (1972)
	1,048	John Henry Johnson (1964)
	1,036	Rocky Bleier (1976)
Game	218	John Fuqua (12-20-70 vs. Philadelphia)
	200	John Henry Johnson (10-10-64 vs. Cleveland)
	182	John Henry Johnson (12-11-60 vs. Philadelphia)
	179	Franco Harris (11-20-77 vs. Dallas)

### Most Rushing Attempts

Career	1,435	Franco Harris (1972-77)
	1,132	Dick Hoak (1961-70)
	1,025	John Henry Johnson (1960-65)
Season	300	Franco Harris (1977)
	289	Franco Harris (1976)
	261	Franco Harris (1975)



	251	John Henry Johnson (1962)
	235	John Henry Johnson (1964)
	220	Rocky Bleier (1976)
Game	41	Franco Harris (10-17-76 vs. Cin.)
	35	Rocky Bleier (10-26-75 vs. GB)
	30	John Fuqua (11-7-71 vs. Cleveland)
	30	John Henry Johnson (10-10-64 vs. Cleveland)

#### Most Touchdowns Rushing

Career	53	Franco Harris (1972-77)
	27	Terry Bradshaw (1970-77)
	26	John Henry Johnson (1960-65)
	24	Dick Hoak (1961-70)
Season	14	Franco Harris (1976)
	11	Franco Harris (1977)
	10	Franco Harris (1975 and 1972)
Game	3	Rocky Bleier (12-5-76 vs. Tampa Bay)
	3	Earl Gros (12-21-69 vs. New Orleans)

#### Best Rushing Average (at least 1500 yards)

Career	5.8	Terry Bradshaw (1970-77)
	4.4	Franco Harris (1972-77)
	4.4	Bill Dudley (1942, 1945-46)
	4.3	John Henry Johnson (1960-65)
	4.2	John Fuqua (1970-76)
	4.1	Rocky Bleier (1968, 1970-77)
Season	5.6	Franco Harris (1972)
	5.0	John Fuqua (1970)
	4.9	Dick Hoak (1968)

#### Longest Rushing Plays

	97	Bobby Gage (12-4-49 vs. Chicago Bears)
	87	John Henry Johnson (12-11-60 vs. Philadelphia)
	85	John Fuqua (12-20-70 vs. Philadelphia)
	77	Dick Hoak (10-20-68 vs. New Orleans)
	75	Franco Harris (11-19-72 vs. Cleveland)

## PASSING

#### Most Yards Passing

Career	13,279	Terry Bradshaw (1970-77)
	8,983	Bobby Layne (1958-62)
	8,854	Jim Finks (1949-55)
Season	2,982	Ed Brown (1963)
	2,523	Terry Bradshaw (1977)
	2,339	Bobby Layne (1958)
Game	409	Bobby Layne (12-3-58 vs. Chicago Cardinals)
	348	Joe Gilliam (9-22-74 vs. Denver)
	337	Jim Finks (11-5-55 vs. Chicago Cardinals)
	334	Bill Nelsen (12-18-66 vs. Atlanta)

#### Most Passing Attempts

Career	2,019	Terry Bradshaw (1970-77)
	1,382	Jim Finks (1949-55)
	1,156	Bobby Layne (1958-62)
Season	373	Terry Bradshaw (1971)
	362	Ed Brown (1963)
	344	Jim Finks (1955)
	341	Terry Bradshaw (1977)
Game	50	Joe Gilliam (9-22-74 vs. Denver)
	49	Bobby Layne (12-13-58 vs. Chicago Cardinals)
	49	Jim Finks (11-5-55 vs. Chicago Cardinals)
	46	Kent Nix (10-22-67 vs. Dallas Cowboys)

#### Most Passes Completed

Career	1,008	Terry Bradshaw (1970-77)
	661	Jim Finks (1949-55)
	569	Bobby Layne (1958-62)
Season	203	Terry Bradshaw (1971)
	168	Ed Brown (1963)
	165	Jim Finks (1955)
	162	Terry Bradshaw (1977)
Game	31	Joe Gilliam (9-22-74 vs. Denver)
	28	Kent Nix (10-22-67 vs. Dallas)
	27	Jim Finks (9-26-54 vs. Green Bay)
	25	Terry Bradshaw (11-14-71 vs. Miami and 10-1-72 vs. St. Louis)

#### Most Touchdown Passes

Career	93	Terry Bradshaw (1970-77)
	67	Bobby Layne (1958-62)
	55	Jim Finks (1949-55)
Season	21	Ed Brown (1963)
	20	Bobby Layne (1959)
	20	Jim Finks (1952)
Game	4	Dick Shiner (11-24-68 vs. San Francisco)
	4	Ed Brown (10-27-73 vs. Dallas)

#### Most Passes Had Intercepted

Career	118	Terry Bradshaw (1970-77)
	88	Jim Finks (1949-55)
	81	Bobby Layne (1958-62)
Season	26	Jim Finks (1955)
	24	Terry Bradshaw (1970)
	22	Terry Bradshaw (1971)
Game	7	Tommy Wade (12-12-65 vs. Philadelphia)
	5	John Gildea (12-1-35 vs. Boston)

### Highest Passing percentage

Career	55.1	Rudy Bukich (1960-61)
	49.9	Terry Bradshaw (1970-77)
	49.2	Bobby Layne (1958-62)
Season	57.7	Terry Bradshaw (1975)
	57.1	Rudy Bukich (1961)
	54.4	Terry Bradshaw (1971)

### Longest Passing Plays

88	Rudy Bukich to Buddy Dial (10-22-61 vs. Cleveland)
87	Terry Bradshaw to Dave Smith (12-6-70 vs. Green Bay)
87	Bill Nelsen to Gary Ballman (11-28-65 vs. Cleveland)

### Most Consecutive Passes Completed

13	Bill Nelsen (12-18-66 vs. Atlanta, 11, and 9-17-67 vs. Chicago, 2.)
10	Terry Bradshaw (11-14-71 vs. Miami)

## PASS RECEIVING

### Most Receptions

Career	329	Elbie Nickel (1947-57)
	230	Ray Mathews (1951-59)
	229	Buddy Dial (1959-63)
Season	67	Roy Jefferson (1969)
	62	Elbie Nickel (1953)
	60	Buddy Dial (1963)
Game	12	J. R. Wilburn (10-22-67 vs. Dallas)
	11	Roy Jefferson (11-3-68 vs. Atlanta)
	10	Dick Compton (10-7-67 vs. Cleveland)
	10	Elbie Nickel (12-14-52 vs. Los Angeles)
	10	Val Jansante (11-30-49 vs. Philadelphia)

### Most Yards Receiving

Career	5,133	Elbie Nickel (1947-57)
	4,723	Buddy Dial (1959-63)
	3,919	Ray Mathews (1951-59)
Season	1,295	Buddy Dial (1963)
	1,079	Roy Jefferson (1969)
	1,074	Roy Jefferson (1968)
Game	235	Buddy Dial (10-22-61 vs Cleveland)
	205	Jimmy Orr (12-13-58 vs. Chicago Cardinals)
	199	Roy Jefferson (11-3-68 vs. Atlanta)

### Most Touchdowns Receiving

Career	42	Buddy Dial (1959-63)
	39	Elbie Nickel (1947-57)
	34	Ray Mathews (1951-59)
Season	12	Buddy Dial (1961)
	11	Roy Jefferson (1968)
	11	Lynn Swann (1975)
Game	4	Roy Jefferson (11-3-68 vs. Atlanta)
	3	Ray Mathews (10-17-54 vs. Cleveland)

### Most Consecutive Games Caught Pass

40	Ron Shanklin (Began 9-20-70 vs. Houston and ended 12-10-72 vs. Houston)
----	---

## PUNTING

### Most Punts

Career	716	Bobby Walden (1968-77)
	223	Pat Brady (1952-54)
	171	Joe Geri (1949-51)
Season	80	Pat Brady (1953)
	79	Bobby Walden (1971)
Game	10	Bobby Walden (12-7-69 vs. Dallas)

### Best Average Punting

Career	45.7	Bobby Joe Green (1960-61)
	44.5	Pat Brady (1952-54)
	41.1	Bobby Walden (1968-77)
Season	47.0	Bobby Joe Green (1961)
	46.9	Pat Brady (1953)
	45.2	Bobby Walden (1970)

### Longest Punts

82	Joe Geri (1949)
75	Bobby Joe Greene (1960)
74	Bob Cifers (1947)

## PUNT RETURNS

### Most Punt Returns

Career	99	Glen Edwards (1971-77)
	66	Lynn Chandnois (1950-56)
	61	Ray Mathews (1951-59)
	58	Roy Jefferson (1965-69)
	58	Bill Dudley (1942, 46-47)
Season	41	Lynn Swann (1974)
	39	Theo Bell (1976)
	37	Hubie Bryant (1970)
	36	Jim Smith (1977)
	34	Glen Edwards (1973)

### Most Yards Punt Returns

Career	941	Glen Edwards (1971-76)
	838	Bill Dudley (1942, 45-46)
	779	Ray Mathews (1951-59)
	740	Lynn Swann (1974-77)
Season	577	Lynn Swann (1974)
	435	Walt Slater (1947)

397	Ray Mathews (1952)
390	Theo Bell (1976)

#### Most Touchdowns Punt Returns

Career	3	Ray Mathews (1951-59)
Season	2	Ray Mathews (1952)
Game	1	Held by many

#### Best Average Punt Returns

Career	14.9	Bobby Gage (1949-50)
	14.4	Bill Dudley (1942, 45-46)
	12.8	Ray Mathews (1951-59)
	12.3	Lynn Swann (1974-77)
Season	16.0	Bobby Gage (1949)
	15.5	Walt Slater (1947)
	15.4	Ray Mathews (1951)
	14.1	Lynn Swann (1974)

#### Longest Punt Returns

90	Brady Keys (9-20-64 vs. N.Y. Giants)
82	Brady Keys (9-22-63 vs. N.Y. Giants)
80	Roy Jefferson (11-10-68 vs. St. Louis)

### KICKOFF RETURNS

#### Most Kickoff Returns

Career	92	Lynn Chandnois (1950-56)
	64	Gary Ballman (1963-66)
	52	Preston Pearson (1970-74)
Season	28	Brady Keys (1962)
	27	Sid Watson (1955)
	25	Jim Butler (1965)
Game	7	Jack Deloplane (9-26-76 vs. New England)

#### Most Yards Kickoff Returns

Career	2,720	Lynn Chandnois (1950-56)
	1,711	Gary Ballman (1963-66)
	1,191	Jim Butler (1965-67)
	1,177	Preston Pearson (1970-74)
Season	716	Sid Watson (1955)
	667	Brady Keys (1962)
	610	Lynn Chandnois (1953)

#### Most Touchdowns Kickoff Returns

Career	3	Lynn Chandnois (1950-56)
Season	2	Lynn Chandnois (1952)
Game	1	Held by many

#### Best Average Kickoff Returns

Career	29.6	Lynn Chandnois (1950-56)
	26.7	Gary Ballman (1963-66)
	25.8	Mel Blount (1970-75)
	23.8	Brady Keys (1961-67)
Season	35.2	Lynn Chandnois (1952)
	32.5	Lynn Chandnois (1953)
	29.7	Mel Blount (1970)

#### Longest Kickoff Returns

101	Don McCall (11-23-69 vs. Minnesota)
96	Billy Wells (10-13-57 vs. Chicago Cardinals)
94	Mike Collier (10-26-75 vs. Green Bay)

### INTERCEPTIONS

#### Most Interceptions

Career	52	Jack Butler (1951-59)
	35	Mel Blount (1970-77)
	25	Glen Edwards (1971-77)
	25	Howard Hartley (1949-52)
	24	Mike Wagner (1971-77)
	23	Jack Ham (1971-77)
	23	Clendon Thomas (1962-68)
Season	11	Mel Blount (1975)
	10	Jack Butler (1957)
	10	Howard Hartley (1951)
	10	Bill Dudley (1946)
Game	4	Jack Butler (12-13-53 vs. Washington)

#### Most Yards Interceptions Returned

Career	871	Jack Butler (1951-59)
	652	Glen Edwards (1971-77)
	512	Mel Blount (1970-77)
	399	Mike Wagner (1971-77)
Season	242	Bill Dudley (1946)
	186	Glen Edwards (1973)
	179	Tony Compagno (1948)
	168	Jack Butler (1952)
	153	Glen Edwards (1974)

#### Most Touchdowns on Interceptions

Career	3	Jack Butler (1951-59)
	3	Tony Compagno (1946-48)
Season	2	Jack Butler (1954)
	2	Tony Compagno (1947)
Game	1	Held by many

#### Longest Interception Returns

99	Martin Kottler (9-27-33 vs. Chicago Cardinals)
86	Glen Edwards (9-30-73 vs. Houston)
82	Tony Compagno (1948)

#### Most Consecutive Games Intercepting a Pass

6	Mel Blount (1975)
---	-------------------

# SEASON BY SEASON STEELER LEADERS

## RUSHING

YEAR	PLAYER	ATT.	YARDAGE	AVG.
1934	WARREN HELLER	132	528	4.0
1935	ART STRUTT	92	323	3.5
1936	WARREN HELLER	106	322	3.0
1937	JOHN KARCIS	128	511	4.0
1938	BYRON WHITE	152	567	3.7
1939	BOYD BRUMBAUGH	111	343	3.1
1940	LOU TOMASETTI	68	246	3.6
1941	DICK RIFFLE	109	388	3.6
1942	BILL DUDLEY	162	696	4.2
1943	JACK HINKLE	116	571	4.9
1944	JOHN GRIGAS	185	610	3.2
1945	BUIST WARREN	96	285	3.0
1946	BILL DUDLEY	146	604	4.1
1947	JOHNNY CLEMENT	129	670	5.2
1948	BOB CIFERS	112	361	3.2
1949	JERRY NUZUM	139	611	4.4
1950	JOE GERI	188	705	3.8
1951	FRANK ROGEL	109	385	3.5
1952	RAY MATHEWS	66	315	4.7
1953	FRANK ROGEL	137	527	3.8
1954	FRANK ROGEL	111	415	3.8
1955	FRANK ROGEL	168	588	3.5
1956	FRANK ROGEL	131	476	3.6
1957	BILLY WELLS	154	532	3.5
1958	TOM TRACY	169	714	4.2
1959	TOM TRACY	199	794	4.0
1960	TOM TRACY	192	680	3.4
1961	JOHN HENRY JOHNSON	213	787	3.9
1962	JOHN HENRY JOHNSON	251	1141	4.5
1963	JOHN HENRY JOHNSON	186	775	4.2
1964	JOHN HENRY JOHNSON	235	1048	4.7
1965	DICK HOAK	131	426	3.2
1966	BILL ASBURY	169	544	3.3
1967	DON SHY	99	341	3.4
1968	DICK HOAK	175	858	4.9
1969	DICK HOAK	151	531	3.5
1970	JOHN FUQUA	138	691	5.0
1971	JOHN FUQUA	155	625	4.0
1972	FRANCO HARRIS	188	1055	5.6*
1973	FRANCO HARRIS	188	698	3.7
1974	FRANCO HARRIS	208	1006	4.8
1975	FRANCO HARRIS	262	1246*	4.8
1976	FRANCO HARRIS	289	1128	3.9
1977	FRANCO HARRIS	300*	1162	3.9

## PASSING

YEAR	PLAYER	ATT.	COMP.	YARDS
1934	WARREN HELLER	112	31	511
1935	WARREN HELLER	41	9	88
1936	ED MATESIC	138	64	850
1937	ED FISKE	43	17	318
1938	FRANK FILCHOK	101	41	469
1939	HUGH McCULLOUGH	100	32	443
1940	BILL PATTERSON	117	34	529
1941	BOYD BRUMBAUGH	41	13	260
1942	BILL DUDLEY	94	35	438
1943	ROY ZIMMERMAN	124	43	846
1944	JOHNNY GRIGAS	131	50	690
1945	BUIST WARREN	92	36	368
1946	BILL DUDLEY	90	32	452
1947	JOHNNY CLEMENT	123	52	1004
1948	RAY EVANS	137	64	924
1949	JOE GERI	77	31	554
1950	JOE GERI	113	41	866
1951	CHUCK ORTMANN	139	56	671
1952	JIM FINKS	336	158	2307
1953	JIM FINKS	292	131	1484
1954	JIM FINKS	306	164	2003
1955	JIM FINKS	344	165	2270
1956	TED MARCHIBRODA	275	124	1585
1957	EARL MORRALL	289	139	1900
1958	BOBBY LAYNE	268	133	2339
1959	BOBBY LAYNE	297	142	1986
1960	BOBBY LAYNE	209	103	1814
1961	RUDY BUKICH	156	89	1253
1962	BOBBY LAYNE	233	116	1686
1963	ED BROWN	362	168	2982*
1964	ED BROWN	272	121	1990
1965	BILL NELSEN	270	121	1917
1966	RON SMITH	181	79	1249
1967	KENT NIX	268	136	1587
1968	DICK SHINER	304	148	1856
1969	DICK SHINER	209	97	1422
1970	TERRY BRADSHAW	218	83	1410
1971	TERRY BRADSHAW	373*	203*	2259
1972	TERRY BRADSHAW	308	147	1887
1973	TERRY BRADSHAW	180	89	1183
1974	JOE GILLIAM	212	96	1274
	TERRY BRADSHAW	148	67	785
1975	TERRY BRADSHAW	286	165	2055
1976	TERRY BRADSHAW	192	92	1177
1977	TERRY BRADSHAW	314	162	2523

## PASS RECEIVING

YEAR	PLAYER	NUMBER	YARDAGE	LG	TD
1934	BEN SMITH	12	190	—	0
1935	JIM LEVEY	11	112	—	2
1936	WILBUR SORTET	14	197	—	1
1937	JOHNNY BLOOD	10	168	—	4
1938	BILL DAVIDSON	12	229	—	0
1939	SAM BOYD	21	423	—	2
1940	GEORGE PLATUKIS	15	290	—	2
1941	DON LOONEY	10	186	66	1
1942	WALT KICHEFSKI	15	189	26	0
1943	TONY BOVA	17	419	51	5
1944	ED RUCINSKI	22	284	40	1
1945	TONY BOVA	15	220	52	0
1946	VAL JANSANTE	10	136	34	1
	CHARLEY MEHELICH	10	116	35	0
1947	VAL JANSANTE	35	599	46	5
1948	VAL JANSANTE	39	623	48	3
1949	VAL JANSANTE	29	445	47	4
	ELBIE NICKEL	26	633	52	3
1950	VAL JANSANTE	26	353	40	0
1951	HANK MINARIK	35	459	37	1
1952	ELBIE NICKEL	55	884	54	9
1953	ELBIE NICKEL	62	743	40	4
1954	RAY MATHEWS	44	652	78	6
1955	RAY MATHEWS	42	762	61	6
1956	RAY MATHEWS	31	540	64	5
1957	JACK McCLAIREN	46	630	48	2
1958	JIMMY ORR	33	910	78	7
1959	JIMMY ORR	35	604	43	5
1960	BUDDY DIAL	40	972	70	9
1961	BUDDY DIAL	53	1047	88*	12*
1962	BUDDY DIAL	50	981	62	6
1963	BUDDY DIAL	60	1295*	83	9
1964	GARY BALLMAN	47	935	47	7
1965	GARY BALLMAN	40	859	88	5
1966	JOHN HILTON	46	603	32	4
1967	J. R. WILBURN	51	767	66	5
1968	ROY JEFFERSON	58	1074	62	11
1969	ROY JEFFERSON	67*	1079	63	9
1970	RON SHANKLIN	30	691	81	4
	DAVE SMITH	30	458	87	2
1971	RON SHANKLIN	49	652	42	6
	JOHN FUQUA	49	669	57	3
1972	RON SHANKLIN	38	669	57	3
1973	RON SHANKLIN	30	711	67	10
1974	FRANK LEWIS	30	365	31	4
1975	LYNN SWANN	49	781	43	11
1976	LYNN SWANN	28	576	47	3
1977	LYNN SWANN	50	789	47	7

## SCORING

YEAR	PLAYER	TD	PAT	FG	TP
1935	ARMAND NICCOLAI	0	10	6	28
1936	ARMAND NICCOLAI	0	7	7	28
1937	JOHNNY BLOOD	5	0	0	30
1938	BYRON WHITE	4	0	0	24
	BILL SORTET	4	0	0	24
1939	ARMAND NICCOLAI	0	15	3	24
1940	ARMAND NICCOLAI	0	6	6	24
1941	ART JONES	5	0	0	30
1942	BILL DUDLEY	6	0	0	36
1943	E. STEELE	6	0	0	36
	BOB THURBON	6	0	0	36
1944	BOB THURBON	5	0	0	30
1945	BILL DUDLEY	3	2	0	20
1946	BILL DUDLEY	5	12	2	48
1947	STEVE LACH	9	0	0	54
1948	JOE GLAMP	3	26	4	56
1949	JOE GERI	5	12	1	45
1950	JOE GERI	3	22	8	64
1951	JOE GERI	4	22	7	67
1952	ELBIE NICKEL	9	0	0	54
1953	NICK BOLKOVAC	1	27	4	45
1954	RAY MATHEWS	8	0	0	48
1955	RAY MATHEWS	7	0	0	42
1956	ELBIE NICKEL	5	0	0	30
	LYNN CHANDNOIS	5	0	0	30
1957	EARL GIRARD	4	2	1	29
1958	TOM MINER	0	31	14	73
1959	BOBBY LAYNE	2	32	11	77
1960	TOM TRACY	9	0	3	63
1961	BUDDY DIAL	12	0	0	72
1962	LOU MICHAELS	0	32	26	110
1963	LOU MICHAELS	0	32	21	95
1964	MIKE CLARK	0	28	13	67
1965	MIKE CLARK	0	19	11	52
1966	MIKE CLARK	0	34	21	97
1967	MIKE CLARK	0	35	12	71
1968	ROY JEFFERSON	12	0	0	72
1969	GENE MINGO	0	26	12	62
1970	JOHN FUQUA	9	0	0	54
1971	ROY GERELA	0	27	17	78
1972	ROY GERELA	0	35	28	119
1973	ROY GERELA	0	36	29*	123*
1974	ROY GERELA	0	33	20	93
1975	ROY GERELA	0	44*	17	95
1976	FRANCO HARRIS	14*	0	0	84
1977	FRANCO HARRIS	11	0	0	66

\*Team Record

# STEELERS ALL TIME LEADERS

## RUSHING

Player	Yrs.	Atts.	Yds.	Avg.	LG	TDs
Franco Harris	1972-77	1,435	6,295	4.4	75	53
John H. Johnson	1960-65	1,025	4,383	4.3	87	26
Dick Hoak	1961-70	1,132	3,965	3.5	77	25
Fran Rogel	1950-57	900	3,271	3.6	51	17
John Fuqua	1970-76	699	2,942	4.2	85	21
Tom Tracy	1958-63	727	2,712	3.7	64	15
Rocky Bleier	1968, 1970-77	601	2,472	4.1	28	13
Preston Pearson	1970-74	573	2,243	3.9	47	8
Lynn Chandnois	1950-56	593	1,934	3.2	34	12
Terry Bradshaw	1970-77	308	1,795	5.8	39	27
Bill Dudley	1942, 1945-46	343	1,505	4.4	42	14
Joe Geri	1949-51	411	1,500	3.6	45	10

## PASSING

(Based on total yardage)

Player-Years	Atts.	Comps.	Yds.	Pct.	LG	TD	Ints.	Rtg.
T. Bradshaw (1970-76)	2019	1008	13279	49.9	87t	93	118	62.3
B. Layne (1958-62)	1156	569	8983	49.2	78	67	67	70.7
J. Finks (1949-55)	1382	661	8854	47.8	78	55	88	48.5
E. Brown (1962-65)	736	339	5821	44.7	87	30	50	57.7
B. Nelsen (1964-67)	589	274	4440	46.5	87	28	30	67.0
K. Nix (1967-69)	451	217	2597	48.1	66	14	33	46.1
T. Hanratty (1969-75)	417	159	2428	38.1	72	24	34	42.6
D. Shiner (1968-69)	513	245	2278	47.8	63	25	27	54.7
E. Morrall (1957-58)	335	145	2175	43.3	66	12	19	53.9
J. Gilliam (1972-75)	331	147	2103	44.4	61t	9	17	53.3
T. Marchibroda (1953, 1955-56)	340	157	1931	46.2	75	15	24	49.3
R. Bukich (1960-61)	207	114	1611	57.1	88	13	19	81.4

## PASS RECEIVING

Player	Yrs.	No.	Yds.	Avg.	LG	TDs
Elbie Nickel	1947-57	329	5133	15.6	77	37
Ray Mathews	1951-59	230	3919	16.1	77	34
Buddy Dial	1959-63	229	4723	20.6	88	42
Roy Jefferson	1965-69	199	3671	18.4	84	29
Ron Shanklin	1970-74	166	3047	18.4	81	24
Lynn Chandnois	1950-56	163	2062	12.6	55	8
Gary Ballman	1962-66	154	2949	19.2	88	22
Fran Rogel	1950-57	150	1087	7.2	64	2
Dick Hoak	1961-70	146	1552	10.6	48	10
Val Jansante	1946-51	144	2214	15.4	66	13
Lynn Swann	1974-77	138	2294	16.6	54t	23

## SCORING

Player	Yrs.	Tot TD	TD-R	TD-P	PAT	FG	TP
Roy Gerela	1971-77	0	0	0	249	134	651
Franco Harris	1972-77	56	53	3	0	0	336
Mike Clark	1964-67	0	0	0	116	57	287
Lou Michaels	1961-63	0	0	0	91	62	277
Ray Mathews	1951-59	43	13	30	1	0	261*
Buddy Dial	1959-63	42	0	42	0	0	252
Elbie Nickel	1947-57	36	0	36	0	0	216
John Henry Johnson	1960-65	32	26	6	0	0	192
Dick Hoak	1961-70	32	24	8	0	0	192
Tom Tracy	1958-63	29	18	11	4	3	191
Roy Jefferson	1965-69	30	1	29	0	0	180
Armand Niccolai	1934-42	0	0	0	59	40	179

\*Includes one safety

# STEELERS IN PRO BOWL GAMES

1951—HB Joe Geri (1), LB Jerry Shipkey (1), C Bill Walsh (1). 1952—HB Joe Geri (2), G George Hughes (1), LB Jerry Shipkey (2), C Bill Walsh (2). 1953—HB Lynn Chandnois (1), QB Jim Finks (1), HB Ray Mathews (1), DE Bill McPeak (1), E Elbie Nickel (1), LB Jerry Shipkey (3), DT Ernie Stautner (1). 1954—HB Lynn Chandnois (2), MG Dale Dodril (1), G George Hughes (2), DE Bill McPeak (2), HB Ray Mathews (2), E Elbie Nickel (2), DT Ernie Stautner (2). 1955—MG Dale Dodril (2), HB John Lattner (1). 1956—DB Jack Butler (1), MG Dale Dodril (3), HB Ray Mathews (3), DT Ernie Stautner (3), T Frank Varrichione (1). 1957—DB Jack Butler (2), DE Bill McPeak (3), E Elbie Nickel (3), FB Fran Rogel (1), DT Ernie Stautner (4), T Frank Varrichione (2). 1958—DB Jack Butler (3), MG Dale Dodril (4), E Jack McClairen (1), QB Earl Morral (1), DT Ernie Stautner (5), T Frank Varrichione (3). 1959—DB Jack Butler (4), DT Ernie Stautner (6), HB Tom Tracy (1), T Frank Varrichione (4). 1960—DB Dean Derby (1), QB Bobby Layne (1), G John Nisby (1), E Jimmy Orr (1), LB John Reger (1), DT Ernie Stautner (7). 1961—LB John Reger (2), G Mike Sandusky (1), DT Ernie Stautner (8), HB Tom Tracy (2), T Frank Varrichione (5). 1962—E Buddy Dial (1), G John Nisby (2), LB Myron Pottios (1), LB John Reger (3), DT Ernie Stautner (9). 1963—TE Preston Carpenter (1), FB John Henry Johnson (1), DT Gene Lipscomb (1), DE Lou Michaels (1), C Buzz Nutter (1). 1964—T Charley Bradshaw (1), FB John Henry Johnson (2), DT Joe Krupa (1), DT Lou Michaels (2), LB Myron Pottios (2), DB Clendon Thomas (1). 1965—E Gary Ballman (1), T Charley Bradshaw (2), FB John Henry Johnson (3), LB Myron Pottios (3). 1966—E Gary Ballman (2). 1967—K Mike Clark (1), DB Brady Keys (1), DE Ben McGee (1). 1968—DB Marv Woodson (1). 1969—HB Dick Hoak (1), E Roy Jefferson (1), DE Ben McGee (2), LB Andy Russell (1). 1970—DT Joe Greene (1), E Roy Jefferson (2), P Bob Walden (1). 1971—DT Joe Greene (2), LB Andy Russell (2). 1972—DT Joe Greene (3), LB Andy Russell (3). 1973—LB Henry Davis (1), PK Roy Gerela (1), DT Joe Greene (4), RB Franco Harris (1), LB Andy Russell (4), DE Dwight White (1). 1974—DT Joe Greene (5), DE L. C. Greenwood (1), \*LB Jack Ham (1), RB Franco Harris (2), LB Andy Russell (5), \*WR Ron Shanklin (1), G Bruce Van Dyke (1), DE Dwight White (2). 1975—PK Roy Gerela (2), DT Joe Greene (6), DE L. C. Greenwood (2), LB Jack Ham (2), RB Franco Harris (3), LB Andy Russell (6). 1976—CB Mel Blount (1), \*QB Terry Bradshaw (1), S Glen Edwards (1), DT Joe Greene (7), DE L. C. Greenwood (3), LB Jack Ham (3), RB Franco Harris (4), LB Jack Lambert (1), LB Andy Russell (7), WR Lynn Swann (1), S Mike Wagner (1). 1977—CB Mel Blount (2), S Glen Edwards (2), DT Joe Greene (8), DE L. C. Greenwood (4), LB Jack Ham (4), \*RB Franco Harris (5), LB Jack Lambert (2), CB J. T. Thomas (1), S Mike Wagner (2). 1978—LB Jack Ham (5), RB Franco Harris (6), LB Jack Lambert (3), WR Lynn Swann (2).

\*Injured—Did not play.

## PITTSBURGH STEELERS HOTELS

<b>BALTIMORE</b>	Cross Keys Inn	(301) 532-6900
<b>NEW YORK GIANTS</b>	Sheraton Hasbrouck Hgts., N.J.)	(201) 288-6100
<b>DALLAS</b>	Marriott	(214) 748-8551
<b>BUFFALO</b>	Sheraton East	(716) 681-2400
<b>CINCINNATI</b>	Terrace Hilton	(513) 381-4000
<b>NEW YORK JETS</b>	Essex House	(212) 247-0300
<b>CLEVELAND</b>	Marriott	(216) 252-5333
<b>LOS ANGELES</b>	Century Plaza	(213) 277-2000
<b>SAN FRANCISCO</b>	Hyatt House (Burlingame)	(415) 342-7741
<b>HOUSTON</b>	Shamrock Hilton	(713) 668-9211
<b>DENVER</b>	Marriott	(303) 758-7000
<b>HOME GAMES</b>	Sheraton South	(412) 343-4600



# ALL TIME STEELER ROSTER—1933-77

## A

Adamchik, Ed (T), Pitt.	1967
Adams, Bob (TE), Pacific	1969-71
Adams, Paul (C), Morehead Tchrs.	1947
Agajanian, Ben (K), New Mexico	1945
Alban, Dick (E), Northwestern	1956-59
Alberghini, Tom (G), Holy Cross	1945
Albrecht, Art (C-OT), Wisconsin	1942
Alderton, John (E), Maryland	1953
Allen, Charles (LB), Washington	1965
Allen, Chuck (LB), Washington	1970-71
Allen, Jim (DB), UCLA	1974-77
Allen, Lou (T), Duke	1950-51
Alley, Don (WR), Adams State	1969
Anadabaker, Rudy (G), Pitt.	1952 and 54
Anderson, Art (T), Idaho	1963
Anderson, Chet (E), Minnesota	1967
Anderson, Ralph (DB), W. Texas St.	1971-72
Arndt, Al (G), South Dakota State	1935
Arndt, Dick (T), Idaho	1967-70
Arnold, Jay (QB), Texas	1941
Artman, Corwan (T), Stanford	1933
Asbury, Willie (B), Kent State	1966-68
Askson, Burt (DE), Texas Southern	1971
Atkinson, Frank (T), Stanford	1963
Augusterfer, Gene (B), Catholic U.	1935
Austin, Ocie (DB), Utah State	1970-71

## B

Badar, Rich (QB), North Carolina	1967
Baker, Conway (T), Centenary	1944*
Baker, John (E), N. Carolina College	1963-67
Baldacci, Lou (B), Michigan	1956
Ballman, Gary (B), Michigan State	1962-66
Balog, Bob (C), Denver	1949-50
Banaszak, John (DE), E. Michigan	1975-77
Banonis, Vince (C), Detroit	1944
Bankston, Warren (RB), Tulane	1969-72
Barbolak, Pete (T), Purdue	1949
Barker, Ed (E), Washington State	1953
Barnett, Tom (B), Purdue	1959-60
Barry, Fred (DB), Boston College	1970
Bartlett, Earl (B), Centre	1939
Bartaanen, Jim (C), Michigan	1938
Basrak, Mike (C), Duquesne	1937-38
Bassi, Dick (G), Santa Clara	1941
Beams, Byron (T), Notre Dame	1959-60
Beatty, Charles (DB), N. Tex. St.	1969-72
Beatty, Ed (C), Mississippi	1957-61
Becker, Wayland (E), Marquette	1939
Bell, Theo (WR), Arizona	1976
Bernet, Ed (E), SMU	1955
Bettis, Tom (LB), Purdue	1962
Billock, Frank (G), St. Mary's of Minn.	1937
Binotto, John (B), Duquesne	1942
Bishop, Don (B), Los Angeles Col.	1958-59
Bivins, Charles (B), Morris Brown	1967
Blankenship, Greg (LB), Cal. St. (Hay.)	1976
Bleier, Rocky (B), Notre Dame 1968 &	1970-77
Blount, Mel (DB), Southern	1970-77
Bolkovac, Nick (T), Pitt.	1953-54
Bond, Randall (QB), Washington	1939
Bonelli, Ernie (B), Pitt.	1946
Booth, Clarence (B), SMU	1944*
Boyle, Shorty (E)	1934
Bova, Tony (E)	

St. Francis	1942, 43*, 44**, 45-47
Bowman, Bill (B), William & Mary	1957
Boyd, Sam (E), Baylor	1939-40
Bradley, Ed (LB), Wake Forest	1972-75
Bradshaw, Charles (T), Baylor	1961-66
Bradshaw, Jim (B), Chattanooga	1963-67
Bradshaw, Terry (QB), La. Tech.	1970-77
Brady, Pat (B), Nevada	1952-54
Brandau, Art (C), Tennessee	1945-46
Brandt, Jim (B), St. Thomas	1952-54
Bray, Maurice (T), SMU	1935-36
Breedlove, Rod (LB), Maryland	1965-68
Breedon, Bill (B), Oklahoma	1937
Breen, Gene (LB), Virginia Tech.	1965-66
Brett, Ed (E), Washington State	1936-37
Brewster, Pete (E), Purdue	1959-60
Broussard, Fred (C), Texas A & M.	1955
Brovelli, Angelo (QB)	
St. Mary's of California	1933-34

Brown, Dave (DB), Michigan	1975
Brown, Ed (QB), San Francisco	1962-65
Brown, John (T), Syracuse	1967-72
Brown, Larry (TE-OT), Kansas	1971-76
Brown, Tom (E), William & Mary	1942
Brown, William (QB), Texas Tech.	1945
Browning, Greg (E), Denver	1947
Bruder, Henry (QB), Northwestern	1940
Brumbaugh, Boyd (B), Duquesne	1939-41
Brumfield, Jim (RB), Ind. St. (Ind.)	1971
Brundage, Deway (E), Brigham Young	1954
Brune, Fred (B), Ohio State	1956-57
Bryant, Hubie (WR), Minnesota	1970
Bucek, Felix (G), Texas A & M	1946
Buda, Carl (G), Tulsa	1945
Bukich, Rudy (QB), Southern Cal.	1960-61
Bulger, Chester (T), Auburn	1944**
Bullocks, Amos (B), Southern Illinois	1966
Burleson, John (G), SMU	1933
Burnett, Len (DB), Oregon	1961
Burnette, Tom (B), North Carolina	1938
Burrell, John (E), Rice	1962-64
Butler, Jack (B), St. Bonaventure	1951-59
Butler, Jim (B), Edward Waters	1965-67
Butler, John (B), Tennessee	1943-44
Bykowski, Frank (G), Purdue	1940

## C

Cabrelli, Larry (E), Colgate	1943*
Calcagni, Ralph (T), Pennsylvania	1947
Call, John (B), Colgate	1959
Calland, Lee (DB), Louisville	1969-72
Calvin, Tom (B), Alabama	1952-54
Cameron, Paul (B), UCLA	1954
Campbell, Bob (RB), Penn State	1969
Campbell, Don (T), Carnegie Tech.	1939-41
Campbell, Glenn (E), Emporia State	1935
Campbell, John (LB), Minnesota	1965-69
Campbell, Leon (B), Arkansas	1955
Campbell, Ray (LB), Marquette	1958-60
Canale, Rocco (G), Boston College	1943*
Capp, Dick (E), Boston College	1968
Cara, Dom (E), N. Carolina State	1937-38
Cardwell, Joe (T), Duke	1937-38
Carpenter, Preston (E), Arkansas	1960-63
Casper, Charles (QB), TCU	1935
Cenci, John (C), Pitt.	1956
Chamberlain, Garth (G), Brig. Young	1945
Chandnois, Lynn (B), Mich. State	1950-56
Cheatham, Ernest (T), Loyola	1954
Cherry, Edgar (B), Hardin-Simmons	1939
Cherundolo, Chuck (C)	

Penn State	1941-42, 45-48
Christy, Dick (B), N. Carolina State	1958
Cibulas, Joe (T), Duquesne	1945
Ciccone, Ben (C), Duquesne	1934-35
Cichowski, Gene (B), Indiana	1957
Cifelli, Gus (T), Notre Dame	1954
Cifers, Bob (QB), Tennessee	1947-48
Clack, Jim (C-G), Wake Forest	1971-77
Clark, Jim (B), Pitt.	1933-34
Clark, Mike (K), Texas A & M	1964-67
Clement, Henry (E), North Carolina	1961
Clement, John (B), SMU	1946-48*
Cole, Robin (LB), New Mexico	1977
Cole, Terry (B), Indiana	1970
Collier, Mike (RB), Morgan State	1975
Compagno, Tony (B)	

St. Mary's of Calif.	1946-48
Compton, Dick (E), McMurry	1967-68
Condit, Merlyn (B), Carnegie Tech.	1940, 46
Conn, Dick (DB), Georgia	1974
Connelly, Mike (C), Utah State	1968
Conti, Enio (G), Bucknell	1943*
Coomer, Joe (T), Austin	1941, 45-46
Cooper, Sam (T), Geneva	1933
Cordileone, Lou (G), Clemson	1962-63
Coronado, Bob (E), Pacific	1961
Cotton, Russell (B), Texas Mines	1942
Cousino, Brad (LB), Miami (O.)	1977
Craft, Russ (B), Alabama	1954
Cregar, William (G), Holy Cross	1947-48
Crennel, Carl (LB), W. Va.	1970
Critchfield, Larry (G), Grove City	1933
Croft, Winfield (G), Utah	1936

Cropper, Marshall (E), Maryland ..... 1967-69  
 Cunningham, Bennie (TE), Clemson ..... 1976-77  
 Curriuan, Don (E), Boston College ..... 1944<sup>00</sup>  
 Curry, Roy (B), Jackson State ..... 1963

## D

Dailey, Ted (E), Pitt ..... 1933  
 Daniel, Willie (B), Miss. State ..... 1961-66  
 Davidson, Bill (B), Temple ..... 1937-39  
 Davis, Art (B), Mississippi State ..... 1956  
 Davis, Charlie (DT), TCU ..... 1974  
 Davis, Dave (WR), Tennessee State ..... 1973  
 Davis, Henry (LB), Grambling ..... 1970-73  
 Davis, Paul (QB), Otterbein ..... 1947-48  
 Davis, Robert (E), Penn State ..... 1946-50  
 Davis, Sam (G), Allen ..... 1967-77  
 Davis, Steve (RB), Delaware State ..... 1972-74  
 Dawson, Len (QB), Purdue ..... 1957-59  
 DeCarbo, Nick (G), Duquesne ..... 1933  
 DeCarlo, Art (B), Georgia ..... 1953  
 Deloplane, Jack (RB), Salem (W. Va.) ..... 1976-77  
 Demko, George (T), Appalachian St. .... 1961  
 Dempsey, John (T), Bucknell ..... 1934  
 DePascal, Carmine (E), Wichita ..... 1945  
 DePaul, Henry (G), Duquesne ..... 1945  
 Derby, Dean (B), Washington ..... 1957-61  
 Dess, Darrell (G), N. Carolina State ..... 1958  
 Dial, Buddy (E), Rice ..... 1959-63  
 Dicus, Chuck (WR), Arkansas ..... 1973  
 Dockery, John (DB), Harvard ..... 1972-73  
 Dodril, Dale (G), Colorado A & M ..... 1951-59  
 Dodson, Les (B), Mississippi ..... 1941  
 Doehring, John (B) ..... 1935  
 Dolly, Dick (E), West Virginia ..... 1941-45  
 Doloway, Cliff (E), Carnegie Tech ..... 1935  
 Donelli, Allan (B), Duquesne ..... 1941-42  
 Douds, Forrest (T), W & J ..... 1933-35  
 Dougherty, Bob (LB), Kentucky ..... 1958  
 Douglas, Bob (B), Kansas State ..... 1938  
 Doyle, Dick (B), Ohio State ..... 1955  
 Doyle, Ted (T), Neb. .... 1938-42, 43<sup>0</sup>, 44<sup>00</sup>  
 Drulis, Al (B), Temple ..... 1947  
 Druschel, Rick (G-OT), No. Car. St. .... 1974  
 Dudley, Bill (B), Virginia ..... 1942, 45-46  
 Dugan, Len (C), Wichita ..... 1939  
 Duggan, Gil (T), Oklahoma ..... 1944<sup>00</sup>  
 Duhart, Paul (B), Florida ..... 1945  
 Dundy, Tony (DB), Minnesota ..... 1977  
 Dunn, Gary (DT), Miami (Fla.) ..... 1976  
 Dutton, Bill (B), Pitt ..... 1946

## E

Eaton, Vic (QB), Missouri ..... 1955  
 Edwards, Glen (DB), Florida A & M ..... 1971-77  
 Elliott, Jim (K), Presbyterian ..... 1967  
 Ellstrom, Marv (B), Oklahoma ..... 1935  
 Elter, Leo (B), Duq. and Villa. 1953-54, 58-59  
 Engebretsen, Paul (G), Northwestern ..... 1933  
 Engles, Rick (P), Tulsa ..... 1977  
 Evans, Jon (E), Oklahoma A & M ..... 1958  
 Evans, Ray (QB), Kansas ..... 1948

## F

Farrar, Venice (B), N. Carolina State 1938-39  
 Farrell, Ed (B), Muhlenberg ..... 1938  
 Farroh, Shipley (G), Iowa ..... 1938  
 Feher, Nick (G), Georgia ..... 1955  
 Feniello, Garry (G), Wake Forest ..... 1947  
 Ferguson, Bob (B), Ohio State ..... 1962-63  
 Ferry, Lou (T), Villanova ..... 1952-55  
 Fife, Ralph (C), Pitt ..... 1946  
 Filchcock, Frank (QB), Indiana ..... 1938  
 Finks, Jim (QB), Tulsa ..... 1949-55  
 Fisher, Doug (LB), San Diego State .... 1969-70  
 Fisher, Everett (B), Santa Clara ..... 1940  
 Fisher, Ray (T), Eastern Illinois ..... 1959  
 Fiske, Max (B), DePaul ..... 1936-39  
 Flanagan, Dick (G), Ohio State ..... 1953-55  
 Folkins, Lee (E), Washington ..... 1965  
 Foltz, Vernon (C), St. Vincent ..... 1945  
 Ford, Henry (B), Pitt ..... 1956  
 Foruria, John (B), Idaho ..... 1967-68  
 Fournet, Sid (G), LSU ..... 1957  
 Francis, Sam (B), Nebraska ..... 1939  
 Frank, Joe (T), Georgetown ..... 1943<sup>0</sup>  
 Frketich, Len (T), Penn State ..... 1945  
 Fugler, Dick (T), Tulane ..... 1952  
 Fullerton, Ed (B), Maryland ..... 1953  
 Fuqua, John (B), Morgan State ..... 1970-76  
 Furness, Steve (DT), Rhode Island ..... 1972-77

## G

Gage, Bob (B), Clemson ..... 1949-50  
 Gagner, Larry (G), Florida ..... 1966-69  
 Gaona, Bob (T), Wake Forest ..... 1953-56  
 Garnaas, Wilford (B), Minnesota ..... 1946-48  
 Garrett, Reggie (WR), Eastern Michigan 1974-75  
 Gasparella, Joe (QB), Ntr. Dame., 1948, 50-51  
 Gauer, Charles (E), Colgate ..... 1943<sup>0</sup>  
 Gentry, Byron (G), Southern Cal. .... 1937-39  
 Gerela, Roy (PK), New Mexico State., 1971-77  
 Geri, Joe (B), Georgia ..... 1949-51  
 Gildea, John (QB), St. Bona ..... 1935-37  
 Gilliam, Joe (QB), Tennessee State 1972-1975  
 Girard, Earl (B), Wisconsin ..... 1957  
 Glamp, Joe (B), LSU ..... 1947-49  
 Glass, Glenn (B), Tennessee ..... 1962-63  
 Glass, Park (C), Westminster ..... 1947  
 Glatz, Fred (E), Pitt ..... 1956  
 Glick, Gary (B), Colorado A & M ..... 1956-59  
 Goff, Clark (T), Florida ..... 1940  
 Goldsmith, Bill (C), Emporia Tchrs. .... 1947  
 Gonda, George (B), Duquesne ..... 1942  
 Gorinski, Walt (B), LSU ..... 1946  
 Graff, Neil (QB), Wisconsin ..... 1976-77  
 Graham, Ken (DB), Washington State .... 1970  
 Gravette, Gordon (OT), Brigham Young 1972-76  
 Graves, Ray (C), Tennessee ..... 1943<sup>0</sup>  
 Gray, Sam (E), Tulsa ..... 1946-47  
 Green, Bob (K), Florida ..... 1960-61  
 Greene, Joe (DT), N. Texas State ..... 1969-77  
 Greenwood, L. C. (DE), Ark. AM&N .... 1969-77  
 Greeney, Norm (G), Notre Dame ..... 1934-35  
 Grigas, John (B), Holy Cross ..... 1944<sup>00</sup>  
 Gros, Earl (B), LSU ..... 1967-69  
 Grossman, Randy (TE), Temple ..... 1974-77  
 Gunderman, Bob (B), Virginia ..... 1957  
 Gunnels, Riley (T), Georgia ..... 1965-66

## H

Hackney, Elmer (B), Kansas State ..... 1941  
 Haggerty, Mike (G), Miami ..... 1967-70  
 Haines, Byron (B), Washington ..... 1937  
 Haley, Dick (B), Pitt ..... 1961-64  
 Hall, Ron (B), Missouri Valley ..... 1959  
 Ham, Jack (LB), Penn State ..... 1971-77  
 Hanlon, Bob (B), Loras ..... 1949  
 Hanneman, Craig (DE), Oregon State.... 1972-73  
 Hanratty, Terry (QB), Notre Dame ..... 1969-75  
 Hanson, Tom (B), Temple ..... 1938  
 Harkey, Lem (B), Emporia ..... 1955  
 Harper, Maurice (C), Austin ..... 1941  
 Harris, Bill (E), Hardin-Simmons ..... 1937  
 Harris, Franco (RB), Penn State ..... 1972-77  
 Harris, Lou (B), Kent State ..... 1968  
 Harrison, Reggie (RB), Cincinnati ..... 1974-77  
 Harrison, Richard (E), Boston College .... 1964  
 Harrison, Robert (LB), Oklahoma ..... 1964  
 Hartley, Howard (B), Duke ..... 1949-52  
 Hayduk, Henry (G), Wash. State ..... 1935  
 Hayes, Dick (LB), Clemson ..... 1959-60, 62  
 Hays, George (E), St. Bonaventure ..... 1950-52  
 Hebert, Ken (E & K), Houston ..... 1968  
 Hegarty, Bill (T), Villanova ..... 1953  
 Held, Paul (QB), San Jose State ..... 1954  
 Heller, Warren (B), Pitt ..... 1934-36  
 Henderson, Jon (B), Colorado State .... 1968-69  
 Hendley, Dick (QB), Clemson ..... 1951  
 Henry, Mike (LB), Southern Cal. .... 1959-61  
 Henry, Urban (T), Georgia Tech ..... 1964  
 Hensley, Dick (E), Kentucky ..... 1952  
 Henson, Ken (C), TCU ..... 1965  
 Hewitt, Bill (E), Michigan ..... 1943<sup>0</sup>  
 Hickey, Howard (E), Arkansas ..... 1941  
 Hill, Harlon (E), Florence State ..... 1962  
 Hill, Jim (B), Tennessee ..... 1955  
 Hillebrand, Jerry (LB), Colorado ..... 1968-70  
 Hilton, John (E), Richmond ..... 1965-69  
 Hines, Glen Ray (OT), Arkansas ..... 1973  
 Hinkle, John (B), Syracuse ..... 1943<sup>0</sup>  
 Hinte, Hale (E), Pitt ..... 1942  
 Hinton, Chuck (T), N. Car. College ..... 1964-71  
 Hipps, Claude (B), Georgia ..... 1952-53  
 Hoague, Joe (B), Colgate ..... 1941-42, 46  
 Hoak, Dick (B), Penn State ..... 1961-70  
 Hoel, Bob (G), Minnesota ..... 1935  
 Hogan, Darrell (G), Trinity-Tex. .... 1949-53  
 Hohn, Bob (B), Nebraska ..... 1965-69  
 Holcomb, Bill (T), Texas Tech ..... 1937  
 Holler, Ed (LB), South Carolina ..... 1964

Hollingsworth, Joe (B). E. Ken. State 1949-51  
 Holm, Bernard (B). Alabama 1933  
 Holmer, Walt (B). Northwestern 1933  
 Holmes, Ernie (DT). Texas Southern 1972-77  
 Holmes, Mel (OT). N. Carolina A & T 1971-73  
 Hood, Frank (B). Pitt 1933  
 Hornick, Bill (T). Tulane 1947  
 Hubbard, Cal (T). Geneva & Centenary 1936  
 Hubka, Gene (B). Bucknell 1947  
 Hughes, Dennis (TE). Georgia 1970-71  
 Hughes, George (G). Wm. & Mary 1950-54  
 Hughes, Dick (B). Tulsa 1957  
 Hunter, Art (C). Notre Dame 1965

# I

Itzel, John (B). Pitt 1945  
 Ivy, Frank (E). Oklahoma 1940  
 Izo, George (QB). Notre Dame 1966

# J

James, Dan (T). Ohio State 1960-66  
 Janecek, Clarence (G). Purdue 1933, 35  
 Jansante, Val (E). Duquesne 1946-51  
 Jarvi, Toimi (B). Northern Illinois 1945  
 Jecha, Ralph (G). Northwestern 1956  
 Jefferson, Roy (E). Utah 1965-69  
 Jelley, Tom (E). Miami 1951  
 Jenkins, Ralph (C). Clemson 1947  
 Jeter, Tony, (E). Nebraska 1966, 68  
 Johnson, John Henry (B). St. Mary's  
 of California and Arizona State 1960-65  
 Johnston, Chet (B).  
 Elmhurst & Marquette 1939-40  
 Johnston, Rex (B). Southern Cal. 1960  
 Jones, Art (B). Richmond 1941, 45

# K

Kahler, Royal (T). Nebraska 1941  
 Kakasic, George (G). Duquesne 1936-39  
 Kalina, Dave (WR). Miami (Fla.) 1970  
 Kapele, John (T). Brigham Young 1960-62  
 Kaplan, Phil (G). Miami (Fla.) 1947  
 Karcis, John (B). Carnegie Tech 1936-38  
 Karets, Joe ( ),  
 Karpowich, Ed (T). Catholic U. 1936-39  
 Karras, Ted (T). Indiana 1958-59  
 Kase, George (G). Duquesne 1939  
 Kavel, George (B). Carnegie Tech 1934  
 Keating, Tom (DT). Michigan 1973  
 Kellum, Marv (LB). Wichita St. 1974-76  
 Kelley, Jim (E). Notre Dame 1964  
 Kelsch, Mose (B). Christian 1933-34  
 Kemp, Jack (QB). Occidental 1957  
 Kemp, Ray (T). Duquesne 1933  
 Kenerson, John (G). Kentucky State 1962  
 Kerkorian, Gary (QB). Stanford 1952  
 Keys, Brady (B). Colorado State 1961-67  
 Kichelski, Walt (E). Miami 1940-42, 44<sup>o</sup>  
 Kielbasa, Max (B). Duquesne 1946  
 Kiesling, Walt (G). St. Thomas 1937-38  
 Kiick, George (B). Bucknell 1940, 45  
 Killorin, Pat (C). Syracuse 1966  
 Kilroy, Frank (T). Temple 1943<sup>o</sup>  
 Kimble, Frank (E). West Virginia 1945  
 King, Phil (B). Vanderbilt 1964  
 Kirk, Ken (LB). Mississippi 1960  
 Kish, Ben (B). Pitt 1943<sup>o</sup>  
 Kissell, Ed (B). Wake Forest 1952-54  
 Klapstein, Earl (T). Pacific 1946  
 Klein, Dick (T). Iowa 1961  
 Klumb, John (E). Washington State 1940  
 Kolb, Jon (DT). Oklahoma State 1969-77  
 Kolberg, Elmer (E). Oregon State 1941  
 Kondria, John (T). St. Vincent's 1945  
 Kortas, Ken (T). Louisville 1965-68  
 Kosanovich, Bronco (C). Penn State 1947  
 Koshlap, Jules (B). Georgetown 1945  
 Kotite, Dick, (TE). Wagner 1968  
 Kottler, Martin (B). Centre 1933  
 Kresky, Joe (G). Wisconsin 1935  
 Krisher, Bill (G). Oklahoma 1958  
 Kruczek, Mike (QB). Boston College 1976-77  
 Krupa, Joe (DT). Purdue 1956-64  
 Kurrasch, Roy (E). UCLA 1948  
 Kvaternik, Cvonimir (G). Kansas 1934

# L

Lach, Steve (B). Duke 1946-47  
 LaCrosse, Dave (LB). Wake Forest 1977  
 Ladygo, Pete (G). Maryland 1952, 54  
 Lajousky, Bill (G). Catholic U. 1936  
 Lamas, Joe (G). Mount St. Mary's 1942

Lambert, Jack (LB). Kent State 1974-77  
 Lambert, Frank (K). Mississippi 1965-66  
 Lantz, Montgomery (C). Grove City 1933  
 Larose, Dan (T). Missouri 1964  
 Lassahn, Lou (E). Western Maryland 1938  
 Lasse, Dick (LB). Syracuse 1958-59  
 Latner, John (B). Notre Dame 1954  
 Laux, Ted (B). St. Joseph of Penna. 1943<sup>o</sup>  
 Law, Hubbard (C). Sam Houston 1942, 45  
 Layne, Bobby (QB). Texas 1958-62  
 Lea, Paul (T). Tulane 1951  
 Leahy, Bob (QB). Emporia State 1971  
 Leahy, Gerald (T). Colorado 1957  
 Lee, Bernard (B). Villanova 1938  
 Lee, Herman (T). Florida A & M 1957  
 Lee, John (B). Carnegie Tech 1939  
 Lettridge, Dick (B). West Virginia 1966  
 Lemek, Ray (G). Notre Dame 1962-65  
 Letsinger, Jim (G). Purdue 1933  
 Levanti, Lou (G). Illinois 1951-52  
 Levey, Jim (B). 1934-36  
 Lewis, Frank (WR). Grambling 1971-77  
 Lewis, Joe (T). Compton Junior 1958-60  
 Liddick, Dave (T). George Washington 1957  
 Lind, Mike (B). Notre Dame 1965-66  
 Lipscomb, Gene (T) 1961-62  
 Littlefield, Carl (B). Wash. State 1939  
 Logan, Charles (E). Northwestern 1964  
 Long, Bill (E). Oklahoma A & M 1949-50  
 Longnecker, Ken (T). Lebanon Val. 1960  
 Looney, Don (E). TCU 1941-42  
 Lowther, Russ (B). Detroit 1945  
 Lucente, John (B). W. Virginia 1945  
 Luna, Bob (B). Alabama 1959  
 Lusteg, Booth (K). Connecticut 1968

# M

Mack, Red (B). Ntr. Dame 1961-63, 65  
 Mackrides, Bill (QB). Nevada 1953  
 Magac, Mike (G). Missouri 1965-66  
 Magulick, George (B). St. Francis 1944<sup>o</sup>  
 Maher, Francis (B). Toledo 1941  
 Malkovich, Joe (C). Duquesne 1935  
 Mallick, Francis (T). 1965  
 Mansfield, Ray (C). Washington 1964-76  
 Manske, Edgar (E). Northwestern 1938  
 Maples, Bob (C). Baylor 1971  
 Marion, Jerry (B). Wyoming 1967  
 Maras, Joe (C). Duquesne 1938-40  
 Marchi, Basilio (C). NYU 1934  
 Marchibroda, Ted (QB).  
 St. Bonaventure & Detroit 1953, 55-56  
 Marker, Henry (B). W. Virginia 1934  
 Marotli, Lou (G). Toledo 1944<sup>o</sup>  
 Martha, Paul (B). Pitt 1964-69  
 Martin, John (B). Oklahoma 1944  
 Martin, Vernon (B). Texas 1942, 44<sup>o</sup>  
 Masters, Bob (B). Baylor 1939, 43<sup>o</sup>  
 Masters, Walt (B). Penn. 1944<sup>o</sup>  
 Mastrangelo, John (G). Ntr. Dame 1947-48  
 Matesic, Ed (B). Pitt 1936  
 Matesic, Joe (T). Arizona State 1954  
 Mathews, Ray (B). Clemson 1951-59  
 Mattioli, Fran (G). Pitt 1946  
 Matuszak, Marv (LB). Tulsa 1953, 55-56  
 Maxson, Alvin (RB). SMU 1967  
 May, Ray (LB). S. Calif. 1967-79  
 Mayhew, Hayden (G). Tex. Mines 1936-38  
 Mazzanti, Jerry, (E). Arkansas 1967  
 McCabe, Richie (B). Pitt 1955, 1957-58  
 McCaffray, Art (T). Pacific 1946  
 McCall, Don (RB). Southern Cal. 1969  
 McCarthy, John (B). St. Francis 1944<sup>o</sup>  
 McClairan, Jack (E).  
 Bethune-Cookman 1955-60  
 McClung, Willie (T). Flor. A & M 1955-57  
 McConnell, Dewey (E). Wyoming 1954  
 McCullough, Hugh (B). Okla. 1939, 43<sup>o</sup>  
 McDade, Karl (C). Portland 1938  
 McDonald, Ed (B). Duquesne 1936  
 McDonough, Coley (QB). Day 1939-41, 44<sup>o</sup>  
 McDonough, Paul (E). Utah 1938  
 McFadden, Marv (G). Mich St. 1953, 56  
 McGee, Ben (E). Jackson State 1964-72  
 McMakin, John (TE). Clemson 1972-74  
 McNally, John "Blood" (B).  
 St. John of Minnesota 1934, 37-39  
 McNamara, Ed (T). Holy Cross 1945  
 McPeak, Bill (E). Pitt 1949-57

McWilliams, Tom (B), Miss St. .... 1950  
 Meadows, Ed (E), Duke ..... 1955  
 Meeks, Bryant (C), S. Carolina ..... 1947-48  
 Mehelech, Chuck (E), Duquesne ..... 1946-51  
 Meilinger, Steve (E), Kentucky ..... 1961  
 Merkovsky, Elmer (T), Pitt. .... 1944<sup>oo</sup>, 45-46  
 Messner, Max (LB), Cincinnati ..... 1964-65  
 Meyer, Dennis (DB), Arkansas State ..... 1973  
 Meyer, Ron (QB), S. Dakota State ..... 1966  
 Michael, Bill (G), Ohio State ..... 1957  
 Michaels, Ed (G), Villanova ..... 1943<sup>o</sup>  
 Michaels, Lou (E), Kentucky ..... 1961-63  
 Michalik, Art (G), St. Ambrose ..... 1955-56  
 Midler, Lou (G), Minnesota ..... 1939  
 Miller, Tom (E), Hampden Sydney ..... 1943<sup>o</sup>  
 Minarik, Henry (E), Michigan State ..... 1951  
 Miner, Tom (E), Tulsa ..... 1958  
 Mingo, Gene (K) ..... 1969-70  
 Minini, Frank (B), San Jose State ..... 1949  
 Modzelewski, Ed (B), Maryland ..... 1952  
 Modzelewski, Dick (T), Maryland ..... 1955  
 Moegle, Dick (B), Rice ..... 1960  
 Momsen, Tony (C), Michigan ..... 1951  
 Moore, Bill (B), Loyola of New Orleans ..... 1933  
 Moore, Red (G), Penn State ..... 1947-49  
 Morales, Gonzales (B), St. Mary's of  
 California ..... 1947-48  
 Morgan, Bob (B), New Mexico ..... 1967-68  
 Morrall, Earl (QB), Mich. State ..... 1957-58  
 Morris, John (B), Oregon ..... 1960  
 Mosher, Clure (C), Louisville ..... 1942  
 Mosley, Norm (B), Alabama ..... 1948  
 Moss, Paul (E), Purdue ..... 1933  
 Motley, Marion (B), Nevada ..... 1955  
 Mott, Norm (B), Georgia ..... 1934  
 Mullenau, Lee (C), Utah State ..... 1935-36  
 Mullins, Gerry (G-OT), Southern Calif. 1971-77  
 Murley, Dick (T), Purdue ..... 1956  
 Murray, Earl (G), Purdue ..... 1952  
 Musulin, George, Pitt. .... 1938

## N

Nagler, Gern (E), Santa Clara ..... 1959  
 Naiota, John (B), St. Francis ..... 1942, 45  
 Nardi, Dick (B), Ohio State ..... 1939  
 Nelsen, Bill (QB), Southern Cal. .... 1963-67  
 Nery, Carl (G), Duquesne ..... 1940-41  
 Niccolai, Armand (T), Duquesne ..... 1934-42  
 Nichols, Allen (B), Temple ..... 1945  
 Nichols, Bob (T), Stanford ..... 1965  
 Nickel, Elbie (E), Cincinnati ..... 1947-57  
 Nicksich, George (G), St. Bonaventure ..... 1950  
 Nisby, John (G), Pacific ..... 1957-61  
 Nix, Kent (QB), TCU ..... 1967-69  
 Nixon, Mike (B), Pitt. .... 1935  
 Nobile, Leo (G), Penn State ..... 1948-49  
 Nofsinger, Terry (QB), Utah ..... 1961-64  
 Noppenberg, John (B), Miami ..... 1940-41  
 Nosich, John (T), Duquesne ..... 1938  
 Nutter, "Buzz" (C), VPI ..... 1961-64  
 Nuzum, Jerry (B), New Mex. A & M. .... 1948-51

## O

O'Brien, Fran (T), Mich. State ..... 1966-67  
 O'Brien, John (E), Florida ..... 1954-56  
 O'Dell, Mel (B), Duquesne ..... 1944<sup>oo</sup>, 45  
 Oehler, John (C), Purdue ..... 1933-34  
 Oelerich, John (B), St. Ambrose ..... 1938  
 Olejniczak, Stan (T), Pitt. .... 1935  
 Oliver, Clarence (DB), San Diego St. .... 1969-70  
 Olszewski, Al (E), Penn St. & Pitt. .... 1945  
 O'Malley, Joe (E), Georgia ..... 1955-56  
 O'Neil, Bob (G), Ntr. Dame ..... 1956-57  
 Oniskey, Dick (G), Chattanooga ..... 1955  
 Orr, Jim (E), Georgia ..... 1958-60  
 Ortmann, Chuck (QB), Michigan ..... 1951

## P

Palmer, Tom (T), Wake Forest ..... 1953-54  
 Papach, George (B), Purdue ..... 1948-49  
 Pastin, Frank (G), Waynesburg ..... 1942  
 Paschell, Bill (B) ..... 1940  
 Pascka, Gordon (G), Minnesota ..... 1943  
 Patrick, John (B), Penn State ..... 1941, 45-46  
 Patterson, Bill (QB), Baylor ..... 1940  
 Pavia, Ralph (G), Dayton ..... 1947  
 Pavkov, Stanko (G), Idaho ..... 1939-40  
 Peaks, Clarence (B), Mich State ..... 1964-65  
 Pearson, Barry (WR), Northwestern ..... 1972-73  
 Pearson, Preston (B), Illinois ..... 1970-74  
 Pense, Leon (QB), Arkansas ..... 1945  
 Perko, John (G), Duq. .... 1937-40, 44<sup>oo</sup>, 45-47

Perry, Lowell (B), Michigan ..... 1956  
 Petchel, John (QB), Duquesne ..... 1945  
 Petersen, Ted (OT-C), Eastern Illinois ..... 1977  
 Petrella, John (B), Penn State ..... 1945  
 Pierre, John (E), Pitt. .... 1945  
 Pillath, Roger (T), Wisconsin ..... 1966  
 Pine, Ed (LB), Utah ..... 1965  
 Pinney, Ray (OT-C), Washington ..... 1976-77  
 Pirro, Rocco (G), Catholic U. .... 1940-41  
 Pittman, Mel (C), Hardin-Simmons ..... 1935  
 Plutukas, George (E), Duquesne ..... 1938-41  
 Popovich, John (B), St. Vinc. .... 1944<sup>oo</sup>, 45  
 Postus, Al (B), Villanova ..... 1945  
 Pottios, Myron (LB), Ntr. Dame ..... 1963-65  
 Potts, Bill (B), Villanova ..... 1934  
 Pough, Ernest (WR), Texas Southern ..... 1976-77  
 Powell, Tim (E), Northwestern ..... 1966  
 Powers, John (E), Ntr. Dame ..... 1962-66  
 Priatko, Bill (LB), Pitt. .... 1957

## Q

Quatse, Jesse (T), Pitt. .... 1933-34

## R

Raborn, Carroll (C), SMU ..... 1936-37  
 Rado, Alex (B), New River State, .... 1934-35  
 Rado, George (G), Duquesne ..... 1935-37  
 Radosevich, George (C), Pitt. .... 1953  
 Ragunas, Vince (B), VMI ..... 1949  
 Rajkovich, Pete (B), Detroit ..... 1934  
 Randour, Hub, Pitt ..... 1935  
 Rankin, Walt (B), Texas Tech ..... 1944<sup>oo</sup>  
 Raskowski, Leo (T), Ohio State ..... 1933  
 Reavis, Dave (OT), Arkansas ..... 1974-75  
 Rechichar, Bert (B), Tennessee ..... 1960  
 Reger, John (LB), Pitt ..... 1955-63  
 Renfro, Will (G), Memphis State ..... 1960  
 Repko, Joe (T), Boston College ..... 1946-47  
 Recult, Ray (E), VMI ..... 1943<sup>o</sup>  
 Reynolds, Jim (B), Okl. A & M ..... 1946  
 Reynolds, Billy (B), Pitt. .... 1958  
 Rhodes, Don (T), W & J ..... 1933  
 Ribble, Loran (G), Har. Simmons ..... 1934-35  
 Richards, Perry (E), Detroit ..... 1957  
 Riffle, Dick (B), Albright ..... 1941-42  
 Rizzo, Tony, Duquesne ..... 1938  
 Roberts, John (B), Georgia ..... 1934  
 Robinson, Gil (E), Catawba ..... 1933  
 Robinson, Jack (T), N.E. Mo. St. .... 1938  
 Robnett, Marshall (C), Tex. A & M ..... 1944<sup>oo</sup>  
 Rodak, Mike (B), West Reserve ..... 1942  
 Rogel, Fran (B), Penn State ..... 1950-57  
 Rogers, Cullen (B), Texas A & M ..... 1946  
 Rorison, Jim (T), S. Cal. .... 1938  
 Rosepink, Marty (G), Pitt ..... 1947  
 Rowley, Bob (LB), Virginia ..... 1963  
 Rowser, John (DB), Michigan ..... 1970-73  
 Rozelle, Aubrey (LB), Delta State ..... 1957  
 Rucinski, Ed (E), Indiana ..... 1944<sup>oo</sup>  
 Ruple, Ernie (T), Arkansas ..... 1968-69  
 Russell, Andy (LB), Missouri ..... 1963, 1966-76  
 Ryan, Ed (E), St. Mary's (Cal.) ..... 1948

## S

Sader, Steve (B) ..... 1943<sup>o</sup>  
 Sample, John (B), Maryland St. .... 1961-62  
 Samuel, Don (B), Oregon State ..... 1949-50  
 Samuelson, Carl (T), Nebraska ..... 1948-51  
 Sandberg, Sigurd (T), Iowa Wes. .... 1935-37  
 Sandefur, Wayne (B), Purdue ..... 1936-37  
 Sanders, John (G), SMU ..... 1940-42  
 Sandig, Curt (B), St. Mary of Tex. .... 1942  
 Sandusky, Mike (T), Maryland ..... 1957-65  
 Sapp, Theron (B), Georgia ..... 1963-65  
 Saul, Bill (LB), Penn State ..... 1964, 66-68  
 Saumer, Sylvester (B), St. Olaf ..... 1934  
 Scarbath, Jack (QB), Maryland ..... 1956  
 Scales, Charles (B), Indiana ..... 1960-61  
 Scherer, Bernard (E), Nebraska ..... 1939  
 Schiechl, John (C), Santa Clara ..... 1941-42  
 Schmidt, John (C), Carnegie Tech ..... 1940  
 Schmitz, Bob (LB), Montana St. .... 1961-66  
 Schnellker, Bob (E), Bowl. Green ..... 1961  
 Schuelke, Karl (B), Wisconsin ..... 1939  
 Schultz, Eberle (G), Ore. St. .... 1941-42  
 Schwartz, Elmer (B), Wash. St. .... 1933  
 Schweder, John (G), Penn. .... 1951-55  
 Scolnik, Glenn (WR), Indiana ..... 1973  
 Scot, Wilbert (LB), Indiana ..... 1961  
 Scudero, Joe (B), San Francisco ..... 1960  
 Seabright, Charles (QB), W. Vir. .... 1946-50



# REGULAR SEASON SCHEDULE

(Continued From  
Inside Front Cover)

## SUNDAY, NOVEMBER 12 (Eleventh Weekend)

141. Atlanta at New Orleans	1:00
142. Baltimore at Seattle	1:00
143. Chicago at Minnesota	3:00
144. Dallas vs. Green Bay at Milw.	1:00
145. Denver at Cleveland	1:00
146. Houston at New England	1:00
147. Kansas City at San Diego	1:00
148. Miami at Buffalo	1:00
149. New York Giants at Washington	1:00
150. New York Jets at Philadelphia	1:00
151. Pittsburgh at Los Angeles	5:00
152. St. Louis at San Francisco	1:00
153. Tampa Bay at Detroit	1:00

## MONDAY, NOVEMBER 13

154. Oakland at Cincinnati	9:00
----------------------------	------

## SUNDAY, NOVEMBER 19 (Twelfth Weekend)

155. Atlanta at Chicago	1:00
156. Buffalo at Tampa Bay	1:00
157. Cincinnati at Pittsburgh	4:00
158. Cleveland at Baltimore	2:00
159. Detroit at Oakland	1:00
160. Green Bay at Denver	2:00
161. Los Angeles at San Francisco	1:00
162. New England at New York Jets	1:00
163. New Orleans at Dallas	1:00
164. Philadelphia at New York Giants	1:00
165. St. Louis at Washington	1:00
166. San Diego at Minnesota	1:00
167. Seattle at Kansas City	1:00

## MONDAY, NOVEMBER 20

168. Miami at Houston	8:00
-----------------------	------

## THURSDAY, NOVEMBER 23 (Thirteenth Weekend) (Thanksgiving Day)

169. Denver at Detroit	12:30
170. Washington at Dallas	2:30

## SUNDAY, NOVEMBER 26

171. Cincinnati at Houston	1:00
172. Los Angeles at Cleveland	1:00
173. Minnesota at Green Bay	1:00
174. New England at Baltimore	4:00
175. New York Giants at Buffalo	1:00
176. New York Jets at Miami	1:00
177. New Orleans at Atlanta	1:00
178. Philadelphia at St. Louis	1:00
179. San Diego at Kansas City	1:00
180. Seattle at Oakland	1:00
181. Tampa Bay at Chicago	1:00

## MONDAY, NOVEMBER 27

182. Pittsburgh at San Francisco	6:00
----------------------------------	------

## SUNDAY, DECEMBER 3 (Fourteenth Weekend)

183. Atlanta at Cincinnati	1:00
184. Baltimore at New York Jets	1:00
185. Buffalo at Kansas City	1:00
186. Cleveland at Seattle	1:00
187. Denver at Oakland	6:00
188. Detroit at St. Louis	1:00
189. Green Bay at Tampa Bay	1:00
190. Los Angeles at New York Giants	1:00
191. Miami at Washington	1:00
192. New England at Dallas	3:00
193. Philadelphia at Minnesota	1:00
194. Pittsburgh at Houston	1:00
195. San Francisco at New Orleans	1:00

## MONDAY, DECEMBER 4

196. Chicago at San Diego	6:00
---------------------------	------

## SATURDAY, DECEMBER 9 (Fifteenth Weekend)

197. Baltimore at Pittsburgh	1:00
198. Minnesota at Detroit	4:00

## SUNDAY, DECEMBER-10

199. Buffalo at New England	1:00
200. Dallas at Philadelphia	1:00
201. Green Bay at Chicago	1:00
202. Houston at New Orleans	1:00
203. Kansas City at Denver	2:00
204. New York Jets at Cleveland	1:00
205. Oakland at Miami	4:00
206. St. Louis at New York Giants	1:00
207. Seattle at San Diego	1:00
208. Tampa Bay at San Francisco	1:00
209. Washington at Atlanta	1:00

## MONDAY, DECEMBER 11

210. Cincinnati at Los Angeles	6:00
--------------------------------	------

## SATURDAY, DECEMBER 16 (Sixteenth Weekend)

211. Chicago at Washington	1:00
212. Pittsburgh at Denver	2:00

## SUNDAY, DECEMBER 17

213. Atlanta at St. Louis	1:00
214. Buffalo at Baltimore	2:00
215. Cleveland at Cincinnati	1:00
216. Dallas at New York Jets	1:00
217. Green Bay at Los Angeles	1:00
218. Kansas City at Seattle	1:00
219. Minnesota at Oakland	1:00
220. New Orleans at Tampa Bay	1:00
221. New York Giants at Philadelphia	1:00
222. San Diego at Houston	3:00
223. San Francisco at Detroit	1:00

## MONDAY, DECEMBER 18

224. New England at Miami	9:00
---------------------------	------

## NFL POSTSEASON GAMES

Sunday, Dec. 24—NFL First Round Playoffs

Saturday, Dec. 30—AFC and NFC Divisional Playoffs

Sunday, Dec. 31—AFC and NFC Divisional Playoffs

Sunday, Jan. 7—AFC Championship Game

NFC Championship Game

Sunday Jan. 21—Super Bowl XIII in Orange Bowl,  
Miami, Fla.

Monday, Jan. 29—AFC-NFC Pro Bowl at Los Angeles

## IMPORTANT DATES

August 15	Cut rosters to 60
August 22	Cut rosters to 50
August 28	Cut roster to 43
August 29	Add two players to roster
October 10	Trading deadline
December 19	Post-season rosters frozen
January 22	Intra-conference trading begins
January 30	Inter-conference trading begins



# CATCH NOVER



**6 & 11PM**  
**Instant News**

# 11ALIVE